

Tampa International Airport Monthly Noise Monitoring Office Report

June 2017



Total Jet Operations
(Runway 19R,19L,1L,1R,10,28):
14,251

Total South Flow Operations
(Runway 19R and 19L):
10,504

Total North Flow Operations
(Runway 1L and 1R):
3,627

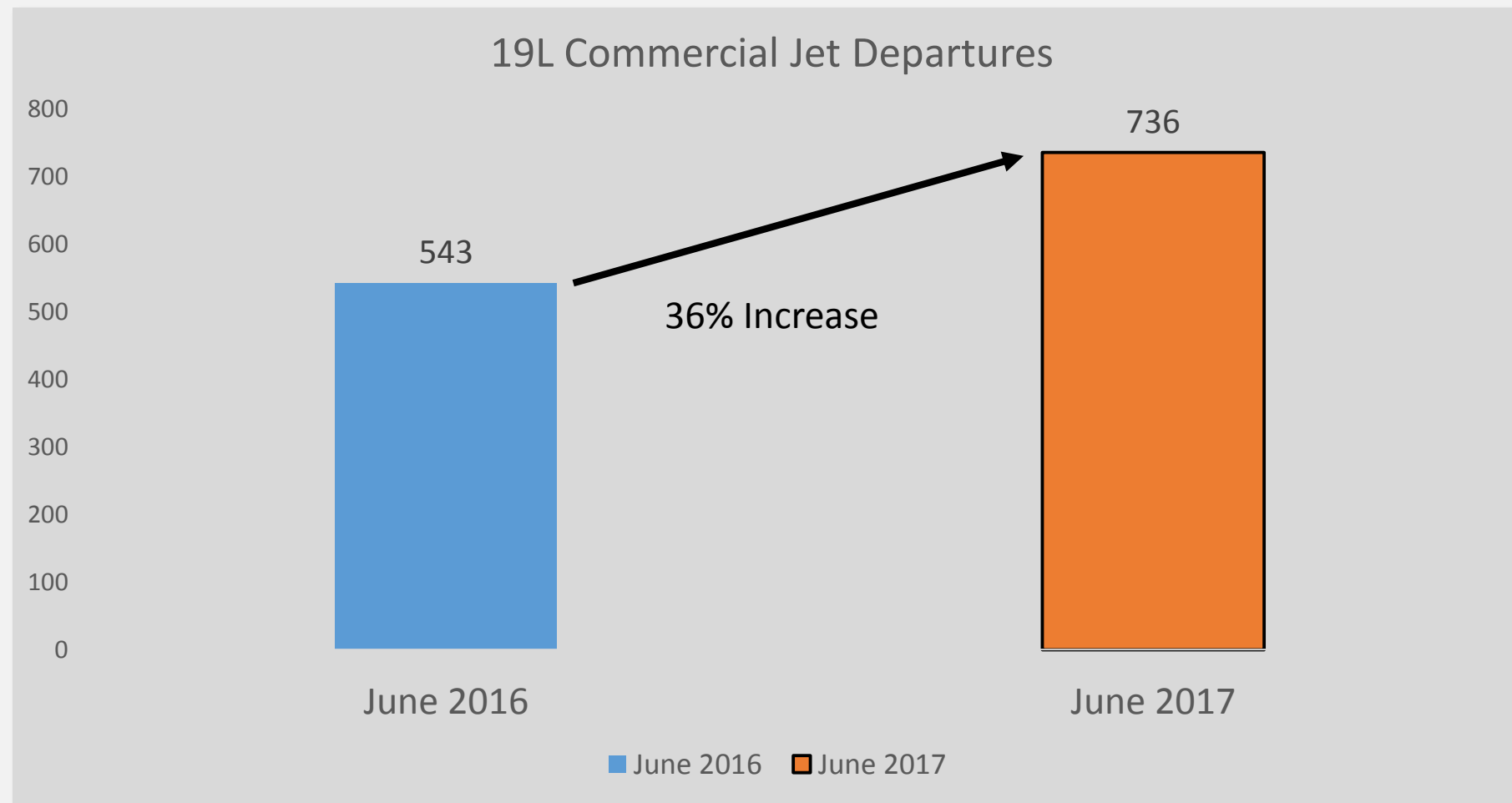
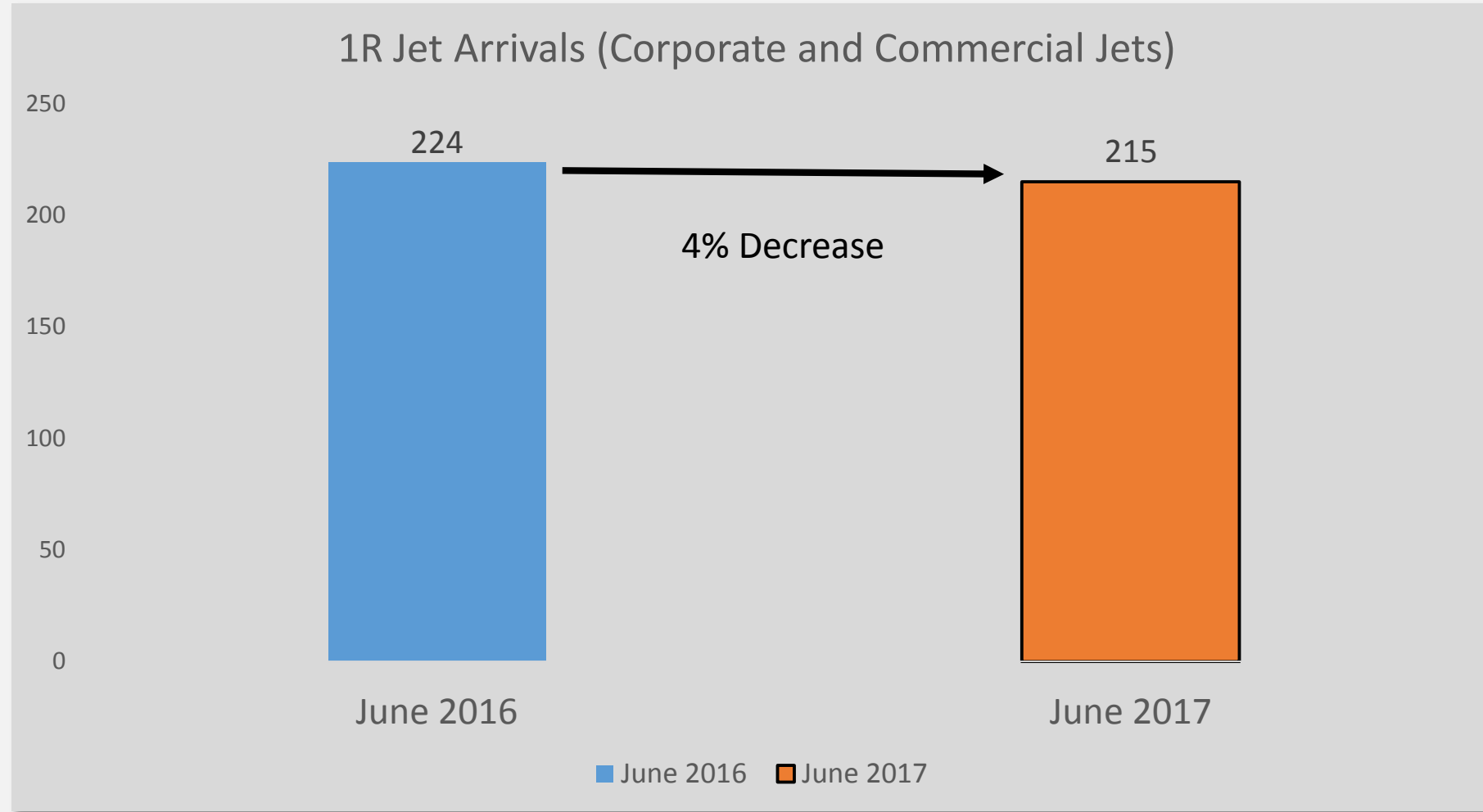
Total Commercial Jet Arrivals Runway 1R:
151

Total Commercial Jet Departures Runway 19L:
736

Total Commercial Pilot Request Deviations
(Runway 19L Departures and Runway 1R Arrivals):
16

Total Commercial Deviations – West Runway Unavailable*:
844

Total Commercial FAA Assigned Deviations:
27



Monthly Noise Report:

- Eight scheduled maintenance closures of Runway 1L/19R occurred in June for required rubber removal and subsequent painting activity. This work accounted for approximately 800, or 90%, of the 887 commercial jet deviations for the month.
- Runway 19L commercial jet departures increased 36% YOY for the month of June. 95% of the total commercial jet departures on Runway 19L were associated with eight scheduled maintenance closures of Runway 19R for rubber removal and associated painting activity.
- Next CNC meetings are scheduled for Thursday, July 13, 2017 from 10:00 a.m. until 11:00 a.m. and 5:30 p.m. until 6:30 p.m., with a 'Noise 101' offering from 11:30 a.m. until 12:30 p.m.

Total Jet Arrivals Runway 10:
7

Total Jet Departures Runway 28:
58

Total Corporate Jet Arrivals Runway 1R:
64

Total Corporate Jet Pilot Request Deviations:
37

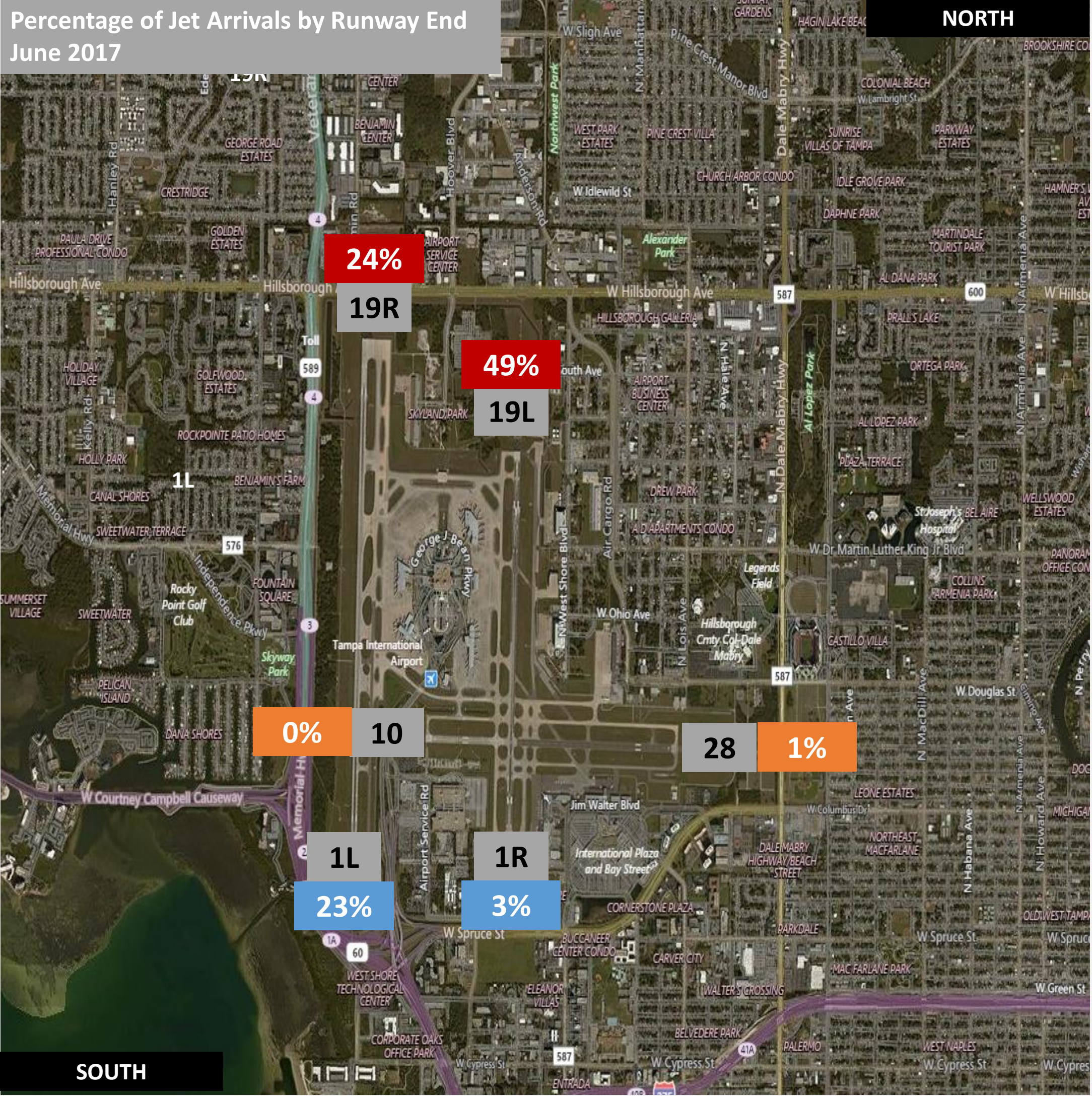
Complaints:
June 2017: 257
YTD 2017: 1,304
YTD 2016: 519

Top Complaints:
Runway 1R Commercial Jet Arrivals
Runway 19L Departures

*Includes: Scheduled runway closures, unscheduled runway closures, aircraft emergencies and wildlife strike inspections.

Airport Map and Notes

Percentage of Jet Arrivals by Runway End
June 2017



NOTES:

The Airport operates two primary north-south runways and one east-west runway (Runway 10-28). Arrival and departure directions on those runways are determined by wind direction. Most air traffic utilize the north-south runways. When winds are out of the north, aircraft arrive and takeoff to the north (referred to as a north flow). When winds are out of the south, aircraft arrive and takeoff to the south (referred to as a south flow). Runway 19R and 19L are the runway designations for 'south flow' operations and Runway 1R and 1L are the runway designations for 'north flow' operations.

Runway 1R/19L (the Airport's east runway) is considered noise sensitive.

The Airport does not control aircraft in flight or on the ground. The Federal Aviation Administration has exclusive authority over the movement of aircraft on the ground and throughout the National Airspace System.

Contact Us:

Online: www.tampaairport.com/noise-abatement
Phone: (813) 870-7843

- Total Complaints based on complaints logged as of June 30, 2017.
- Commercial jet aircraft are: Boeing, Airbus, McDonal Douglas, Douglas Corporation, Bombardier and Embraer commercial aircraft.
- Pilot Request Deviations includes commercial jet aircraft departures on Runway 19L and commercial jet aircraft arrivals on Runway 1R.
- West Runway Unavailable includes closures for maintenances and emergencies, among other factors.
- This data is compiled from the noise office software provided by Harris Corp. and may differ from official FAA monthly traffic counts.