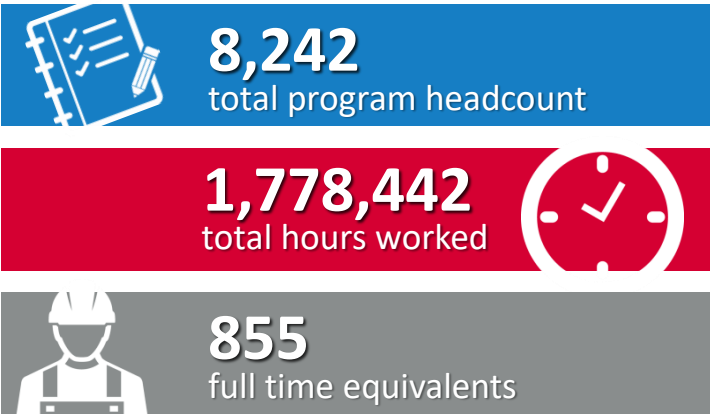


# PROGRAM SUMMARY REPORT



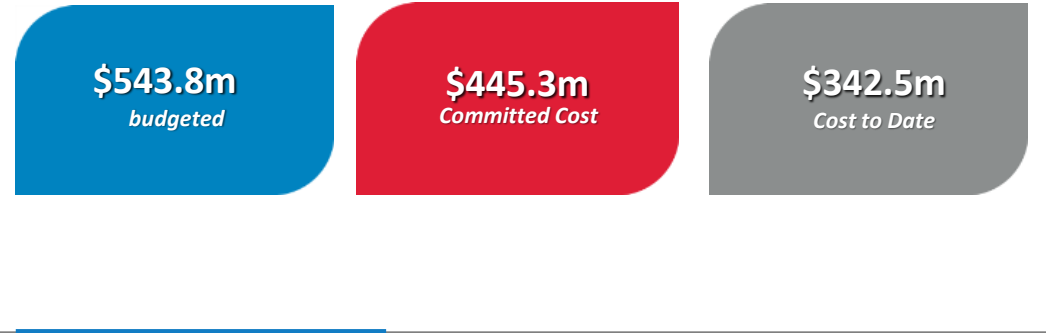
Central Utility Plant & Associated Projects // Main Terminal Curb Expansion // SkyCenter Development // Red Side Garage/Airside D Guideway Demolition // Roadway Expansion // Taxiway A //

## Labor Summary

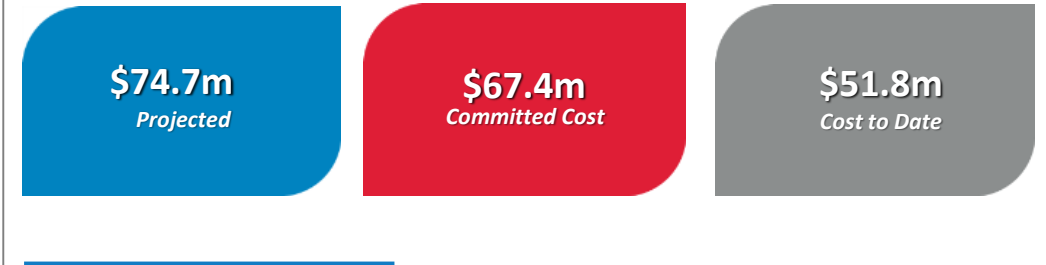


	Headcount	Hours Worked	FTE
Central Utility Plant	1,725	224,681	108
Curbside expansion	4,222	550,081	264
SkyCenter	1,238	542,125	261
Red Side demo	417	57,337	28
Road expansion	395	200,357	96
Taxiway A	245	203,862	98
<b>TOTAL PROGRAM</b>	<b>8,242</b>	<b>1,778,442</b>	<b>855</b>

## Program Budget and Cost Report \*



## W/MBE/DBE Report



## Schedule

	2017		2018				2019				2020				2021				2022				2023				2024												
	Q3	Q4	Q1	Q2	Q3	Q4	Q1	Q2	Q3	Q4	Q1	Q2	Q3	Q4	Q1	Q2	Q3	Q4	Q1	Q2	Q3	Q4	Q1	Q2	Q3	Q4	Q1	Q2	Q3	Q4									
Design	[Progress bar from Q3 2017 to Q4 2020]																																						
Construction							[Progress bar from Q1 2020 to Q4 2022]																																