HILLSBOROUGH COUNTY AVIATION AUTHORITY

PART 2 SUPPLEMENTAL CONTRACT A

FOR DESIGN-BUILD SERVICES

BETWEEN

HILLSBOROUGH COUNTY AVIATION AUTHORITY

AND

HENSEL PHELPS CONSTRUCTION CO.

PROJECT NOS. 8500 23 & 8515 24

AIRSIDE D DEVELOPMENT PROGRAM & WESTSIDE CHECKED BAGGAGE SCREENING SYSTEM RELOCATION AND UPGRADES

DATED AUGUST 7, 2025

SUPPLEMENTAL CONTRACT BETWEEN
OWNER AND DESIGN-BUILDER

TABLE OF ARTICLES

PART 2 SUPPLEMENTAL CONTRACT A

		PAGE
1.	GENERAL PROVISIONS	4
2.	BASIS OF COMPENSATION	4
3.	GUARANTEED COMPLETION DATE	4
4.	OTHER CONDITIONS AND SERVICES	5
5.	TERMS AND CONDITIONS	5
6.	CONTRACT	6

ATTACHMENT 1 – GUARANTEED MAXIMUM PRICE (GMP) PROPOSAL
ATTACHMENT 2 – SECTION 01020 – OWNER'S ALLOWANCES

PART 2 SUPPLEMENTAL CONTRACT E

This Part 2 Supplemental Contract A (Contract) for design-build services is made and entered into this 7th day of August, 2025 by and between the Hillsborough County Aviation Authority, a public body corporate under the laws of the State of Florida, hereinafter referred to as the "Owner," and Hensel Phelps Construction Co., a Colorado Corporation, authorized to do business in the State of Florida, hereinafter referred to as the “Design-Builder”.

For the following Project: Airside D Development Program & Westside Checked Baggage Screening System Relocation and Upgrades

Authority Project Nos. 8500 23 & 8515 24

The Owner and Design-Builder agree as set forth below.

As part of the Part 2 Contract Between Owner and Design-Builder, dated December 5, 2024, for design-build services for Airside D Development Program & Westside Checked Baggage Screening System Relocation and Upgrades, Project Nos. 8500 23 & 8515 24, the Owner and Design-Builder established a GMP amount of $91,066,666 and Substantial Completion date of December 17, 2025.

ARTICLE 1
GENERAL PROVISIONS

The existing Part 2 Contract and all attachments, dated December 4, 2024, as described above, are incorporated by reference herein to the extent not modified by this Part 2 Supplemental Contract A.

ARTICLE 2
BASIS OF COMPENSATION

The Owner will compensate the Design-Builder for services rendered under the Part 2 Contract and this Part 2 Supplemental Contract A as described below.

For the Design-Builder's successful performance of the Work, as described in Article 1 of the Part 2 Contract and Design-Builder's GMP Proposals and including any other services listed in said Part 2 Contract as part of the Work, the Owner will pay to the Design-Builder the GMP Contract Sum of One Hundred Ninety Two Million One Hundred Forty Five Thousand One Hundred Twenty Six and No One Hundredth Dollars ($192,145,126) subject to additions and deductions by changes in the Work as provided in the Contract Documents. Invoiced amounts will be based upon actual work completed and supported by monthly progress reports submitted to the Owner in accordance with Article 4 of the Part 2 Contract.

The GMP amount is for the performance of the Work in accordance with the Part 2 Contract, as if fully contained herein, and Design-Builder's GMP proposal for Part 2 Supplemental Contract A, marked Attachment 1, as follows:

Attachment 1 - Part 2 Supplemental Contract A GMP proposal dated July 29, 2025, entitled "Supplement A Submission Tampa International Airport Airside D Development Program & Westside Checked Baggage Screening System Relocation and Upgrades".

ARTICLE 3
GUARANTEED COMPLETION DATE

23.1 The Design-Builder will commence the Work within 10 days of the date set by the Owner in a written notice to proceed. The Design-Builder will achieve Substantial Completion of the Work no later than the Guaranteed Completion Date of

November 23, 2026 subject to authorized adjustments and in accordance with the Contract Documents.

ARTICLE 4
OTHER CONDITIONS AND SERVICES

The Work to be performed under this Part 2 Supplemental Contract A will commence on the date of the notice to proceed and, subject to authorized adjustments, will be completed November 23, 2026 in accordance with the Part 2 Contract.

ARTICLE 5
TERMS AND CONDITIONS

All other terms and conditions contained in the Part 2 Contract, as modified by Part 2 Supplemental Contract A remain in full force and effect and are hereby ratified and confirmed.

ARTICLE 6
CONTRACT

This Contract is entered into as of the day and year first written above.

IN WITNESS WHEREOF, the parties hereto have set their hands and corporate seals by their proper officers, duly authorized to do so.

By the Design-Builder this _____ day of _____, 2025.

ATTEST: **Hensel Phelps Construction Co.**

_____ By: _____
Title: _____

Print Name

_____

Print Address

_____

_____

Signed, sealed, and delivered
in the presence of:

_____
Witness

_____
Print Name

_____
Witness

_____
Print Name

Notary for Hensel Phelps Construction Co.

STATE OF _____
COUNTY OF _____

The foregoing instrument was acknowledged before me this ____ day of _____, 2025, by _____ in the capacity of _____, of _____ a _____
(Name of organization or company, if any) (Corporation / Partnership / Sole Proprietor / Other)
on _____ behalf. _____ _____
(Its / His / Her) (They are / He is / She is) (Personally known to me /not personally known to me)
_____ and _____ _____ take an oath.
and has produced the following document of identification) (they / he / she) (did / did not)

(*Seal of Notary*) _____
Signature of Notary

By the Owner this 7th day of August, 2025.

HILLSBOROUGH COUNTY AVIATION AUTHORITY

(*Affix Corporate Seal*)

By: _____

_____, Chairman

ATTEST:

_____

_____,Secretary

Signed, sealed, and delivered
in the presence of:

_____

Witness

_____

Print Name

_____

Witness

_____

Print Name

APPROVED AS TO FORM FOR LEGAL SUFFICIENCY:

By: _____

Michael Kamprath, Assistant General Counsel

<u>Notary for Hillsborough County Aviation Authority</u>

STATE OF FLORIDA
COUNTY OF HILLSBOROUGH

The foregoing instrument was acknowledged before me by means of □ physical presence or □ online authorization, this ____ day of _____, 202__, by _____, in the capacity of Chairman, and by _____in the capacity of Secretary, for Hillsborough County Aviation Authority, a public body corporate under the laws of the State of Florida, on its behalf.

_____

Signature of Notary

_____

Print, Type, or Stamp Commissioned Name of Notary

HENSEL PHELPS
Plan. Build. Manage.

6557 Hazeltine National Dr., Suite One
Orlando, FL 32822
407-856-2400

July 29, 2025

James Hanney
Director of Procurement, Capital Programs and ITS
4100 George J. Bean Pkwy
Tampa, FL 33607

Subject: Supplement A Submission
Tampa International Airport Airside D Development Program & Westside Checked Baggage Screening System Relocation and Upgrades

Dear Mr. Hanney:

Hensel Phelps is pleased to submit Supplement A for the Tampa International Airport Airside D Development Program & Westside Checked Baggage Screening System Relocation and Upgrades Project. This GMP is based upon the design documents produced by HNTB, coordinated with Hillsborough County Aviation Authority stakeholders, and managed by Hensel Phelps as the design builder and is submitted for your approval.

The intention of this supplement is to incorporate into the scope for the project the foundations for the building and long lead material procurement for the Airside D Development program while the remaining design progresses towards completion. The goal is a seamless and expedited transition from Enabling Work to full construction as soon as design allows. The work specifically included in this package is as follows:

- Design/Builder General Conditions
- Ground Improvements
- Concrete Foundations
- Below Grade Waterproofing
- Below Grade Mechanical, Plumbing, and Electrical
- Long Lead Materials

Should there be any questions or comments regarding the above list, please don't hesitate to contact the undersigned.

Sincerely,

HENSEL PHELPS CONSTRUCTION CO.

Drew Krizman
Program Director

GMP Supplement A Table of Contents

Table of Contents

1. Cover Letter

2. Estimate
   a. Estimate Narrative
   b. Estimate

3. General Conditions / General Requirements
   a. General Conditions Report and Narrative
   b. Staff Schedule

4. DBE Program
   a. DBE Participation Summary

6. Project Schedule
   a. Project Schedule – Full Schedule & Narrative

7. Clarifications & Assumptions
   a. Clarifications & Assumptions

8. Documents
   a. Bid Documents Reference
   b. Builders Risk Quote

GMP Supplement A Estimate Narrative

Supplement A categorizes purchasing and allowances into three primary areas: Design Assist Awards, Estimated Values, and Long Lead Allowance Values.

Design Assist Awards:

The ground improvements design assist subcontractor, Menard (Earth Tech), has presented costs for a final GMP submission and is the recommended contractor to execute this work. A recommendation for award will be submitted.

APG Electric, MC Dean, and BCH Mechanical have prepared estimates for below grade work in support of the concrete foundations for the documents indicated in the bid documents reference section. Supplement A will allocate allowances for this work and recommendations for award will be submitted prior to the expenditure of funds.

Estimated Values:

The Hensel Phelps team of estimators internally assessed the concrete foundation costs for Supplement A as part of the Tampa International Airport Airside D Development project. This estimate, based on the 90% Foundations plan set, informs the requested value for future bid package awards.

Long Lead Allowance Values:

Design Assist subcontractors currently under contract with Hensel Phelps under Part 1 have identified essential long-lead items in collaboration with Hensel Phelps. Critical material procurements were determined based on the overall project schedule, and Supplement A will allocate allowances for these key items to ensure timely execution. Recommendations for award will be submitted prior to the expenditure of funds.

Trade Partner Third Party Terms and Conditions:

Hensel Phelps acknowledges that HCAA does not agree to any third party vendor terms and conditions unless expressly indicated.

HENSEL PHELPS
Plan. Build. Manage.

Estimate Detail

Trade Rollup

Project: TPA Airside D - Supplement A
Estimate: Working - ASD Program Sup A - Rev. 4 Submission
Client: Hillsborough County Airport Authority

Estimator: James Cobb
Job Size: 597,998 sf
Report Date: 7/25/2025 10:12 AM

Grouped by:

REF#	Sector \ Trade Rollup \ Items	WBS	Quantity		Total Unit Cost	Total Amount
0	**Items**					
1	**ASD - 8500 23 Airside D Building**				**97.18**	**58,218,872**
1.1	**0100 - General Requirements**				**0.00**	
1.1.1	NPDES Permit - W/ Permits			info		
1.1.2	FAA Permit - W/ Permits			info		
1.1.3	Threshold Inspection - W/ Testing			info		
1.1.4	City of Tampa Building Permit - W/ Totals Page			info		
1.1.5	City of Tampa Transportation Impact Fees - W/ Owner			info		
1.1.6	City of Tampa Water Connection Fees - W/ Owner			info		
1.1.7	City of Tampa Fire Line Connection Fees - W/ Owner			info		
1.1.8	City of Tampa School Impact Fees - W/ Owner			info		
1.1.9	City of Tampa Sanitary Sewer Service Fees - W/ Owner			info		
1.1.10	NST Water Quality Credits Allowance - W/ Owner			info		
1.2	**0145 - Testing Services**				**0.35**	**208,588**
1.2.1	Testing & Inspections - W/ Testing			info		
1.2.2	Commissioning - W/ Testing			info		
1.2.3	Test Pile Program - Menard		1.00	lsum	208,588.00	208,588
1.3	**0300 - Turnkey Concrete**				**16.93**	**10,142,513**
1.3.1	Concrete Continuous Footing, Various Sizes		2,631.00	lf	445.50	1,172,111
1.3.2	WF 1 - Concrete Continuous Footing, Various Depths		398.00	lf		
1.3.3	WF 2 - Concrete Continuous Footing, Various Depths		254.00	lf		
1.3.4	WF 3 - Concrete Continuous Footing, Various Depths		304.00	lf		
1.3.5	WF 4 - Concrete Continuous Footing, Various Depths		122.00	lf		
1.3.6	WF 5 - Concrete Continuous Footing, Various Depths		157.00	lf		
1.3.7	WF 6 - Concrete Continuous Footing, Various Depths		52.00	lf		
1.3.8	WF 7 - Concrete Continuous Footing, Various Depths		38.00	lf		
1.3.9	WF 8 - Concrete Continuous Footing, Various Depths		381.00	lf		
1.3.10	WF 9 - Concrete Continuous Footing, Various Depths		837.00	lf		
1.3.11	WF 10 - Concrete Continuous Footing, Various Depths		14.00	lf		
1.3.12	WF STEPS - Concrete Continuous Footing		74.00	lf		
1.3.13	Concrete Stem Wall, 8" Thick, Various Heights		742.00	cy	2,780.00	2,062,760
1.3.14	Concrete Stem Wall, French Drain		4,500.00	lf	34.45	155,025
1.3.15	Spread Footing Complete, Various Sizes, Various Depths		2,962.00	cy	1,925.00	5,701,850
1.3.16	F3 Spread Footing Complete, 3'x3'x15''thick		2.00	ea		
1.3.17	F4 Spread Footing Complete, 4'x4'x15''thick		3.00	ea		
1.3.18	F5 Spread Footing Complete, 5'x5'x15''thick		17.00	ea		
1.3.19	F5.5 Spread Footing Complete, 5' 6"x5' 6"x17''thick		9.00	ea		
1.3.20	F5x8 Spread Footing Complete, 8'x5'x27''thick		1.00	ea		
1.3.21	F6 Spread Footing Complete, 6'x6'x18''thick		9.00	ea		
1.3.22	F6.5 Spread Footing Complete, 6' 6"'x6' 6"x20''thick		22.00	ea		
1.3.23	F6.5x7.5 Spread Footing Complete, 6' 6"x7' 5"x23''thick		4.00	ea		
1.3.24	F6.5x8 Spread Footing Complete, 6' 6"x8'x24''thick		1.00	ea		

HENSEL PHELPS
Plan. Build. Manage.

Estimate Detail
Trade Rollup

Project: TPA Airside D - Supplement A
Estimate: Working - ASD Program Sup A - Rev. 4 Submission
Client: Hillsborough County Airport Authority

Estimator: James Cobb
Job Size: 597,998 sf
Report Date: 7/25/2025 10:12 AM

Grouped by:

REF#	Sector \ Trade Rollup \ Items	WBS	Quantity	Total Unit Cost	Total Amount
1.3.25	F6x7 Spread Footing Complete, 6'x7'x21''thick		4.00 ea		
1.3.26	F6x7.5 Spread Footing Complete, 6'x7' 6"x23''thick		4.00 ea		
1.3.27	F7 Spread Footing Complete, 7'x7'x21''thick		19.00 ea		
1.3.28	F7.5 Spread Footing Complete, 7' 6"x7' 6"x23''thick		11.00 ea		
1.3.29	F7.5x8 Spread Footing Complete, 7' 6"x8'x24''thick		4.00 ea		
1.3.30	F7.5x8.5 Spread Footing Complete, 7' 6"x8' 6"x26''thick		9.00 ea		
1.3.31	F7.5x9 Spread Footing Complete, 7' 6"x9'x27''thick		1.00 ea		
1.3.32	F7x8 Spread Footing Complete, 7'x8'x24''thick		2.00 ea		
1.3.33	F8 Spread Footing Complete, 8'x8'x24''thick		11.00 ea		
1.3.34	F8.5 Spread Footing Complete, 8' 6"x8' 6"x26''thick		16.00 ea		
1.3.35	F8.5b Spread Footing Complete, 8' 6"x8' 6"x26''thick		16.00 ea		
1.3.36	F8.5x9 Spread Footing Complete, 8' 6"x9'x27''thick		6.00 ea		
1.3.37	F8.5x16.5 Spread Footing Complete, 8' 6"x16' 6"x36''thick		1.00 ea		
1.3.38	F8x9 Spread Footing Complete, 8'x9'x27''thick		1.00 ea		
1.3.39	F9 Spread Footing Complete, 9'x9'x27''thick		20.00 ea		
1.3.40	F9.5 Spread Footing Complete, 9' 6"x9' 6"x28''thick		9.00 ea		
1.3.41	F9.5b Spread Footing Complete, 9' 6"x9' 6"x28''thick		1.00 ea		
1.3.42	F9b Spread Footing Complete, 9'x9'x27''thick		5.00 ea		
1.3.43	F9x10 Spread Footing Complete, 9'x10'x29''thick		2.00 ea		
1.3.44	F10 Spread Footing Complete, 10'x10'x29''thick		7.00 ea		
1.3.45	F10.5 Spread Footing Complete, 10' 6"x10' 6"x30''thick		9.00 ea		
1.3.46	F10.5x9.5 Spread Footing Complete, 10' 6"x9' 6"x30''thick		1.00 ea		
1.3.47	F10b Spread Footing Complete, 10'x10'x29''thick		2.00 ea		
1.3.48	F10x9.5 Spread Footing Complete, 10'x9' 6"x30''thick		1.00 ea		
1.3.49	F11 Spread Footing Complete, 11'x11'x32''thick		12.00 ea		
1.3.50	F11.5 Spread Footing Complete, 11' 6"x11' 6"x33''thick		6.00 ea		
1.3.51	F11b Spread Footing Complete, 11'x11'x32''thick		1.00 ea		
1.3.52	F12 Spread Footing Complete, 12'x12'x34''thick		6.00 ea		
1.3.53	F12.5 Spread Footing Complete, 12' 6"x12' 6"x35''thick		6.00 ea		
1.3.54	F12.5b Spread Footing Complete, 12' 6"x12' 6"x35''thick		1.00 ea		
1.3.55	F12b Spread Footing Complete, 12'x12'x34''thick		1.00 ea		
1.3.56	F13 Spread Footing Complete, 13'x13'x36''thick		5.00 ea		
1.3.57	F13.5 Spread Footing Complete, 13' 6"x13' 6"x38''thick		2.00 ea		
1.3.58	F13x11 Spread Footing Complete, 13'x11'x33''thick		1.00 ea		
1.3.59	F14 Spread Footing Complete, 14'x14'x39''thick		3.00 ea		
1.3.60	F14.5 Spread Footing Complete, 14' 6"x14' 6"x40''thick		4.00 ea		
1.3.61	F14b Spread Footing Complete, 14'x14'x39''thick		1.00 ea		
1.3.62	F14c Spread Footing Complete, 14'x14'x48''thick		1.00 ea		
1.3.63	F15 Spread Footing Complete, 15'x15'x41''thick		3.00 ea		
1.3.64	F15.5 Spread Footing Complete, 15' 6"x15' 6"x56''thick		8.00 ea		

HENSEL PHELPS
Plan. Build. Manage.

Estimate Detail
Trade Rollup

Project: TPA Airside D - Supplement A
Estimate: Working - ASD Program Sup A - Rev. 4 Submission
Client: Hillsborough County Airport Authority

Estimator: James Cobb
Job Size: 597,998 sf
Report Date: 7/25/2025 10:12 AM

Grouped by:

REF#	Sector \ Trade Rollup \ Items	WBS	Quantity	Total Unit Cost	Total Amount
1.3.65	F16.5 Spread Footing Complete, 16' 6"x16' 6"x58''thick		1.00 ea		
1.3.66	F17 Spread Footing Complete, 17'x17'x59''thick		1.00 ea		
1.3.67	F17.5 Spread Footing Complete, 17' 6"x17' 6"x59''thick		2.00 ea		
1.3.68	F18 Spread Footing Complete, 18'x18'x60''thick		1.00 ea		
1.3.69	F18.5 Spread Footing Complete, 18' 6"x18' 6"x62''thick		2.00 ea		
1.3.70	F19 Spread Footing Complete, 19'x19'x62''thick		1.00 ea		
1.3.71	Elevator Pit - 6 ea		6.00 ea	52,000.00	312,000
1.3.72	Escalator Pits - 2 ea		2.00 ea	35,500.00	71,000
1.3.73	Budget Concrete - Buckhoist Foundation 15'x15'x5', Excludes piers		1.00 lsum	50,000.00	50,000
1.3.74	Flowfill @ Utilities Budget		1.00 lsum	75,000.00	75,000
1.3.75	Anchor Bolts Material Budget		1.00 lsum	175,722.00	175,722
1.3.76	Excess Soils Disposal (Non-contaminated)		7,700.00 yd	38.00	292,600
1.3.77	Load Transfer Platform @ DIP		709.00 cy	105.00	74,445
1.4	**0710 - Waterproofing and Sealants**			**1.09**	**650,500**
1.4.1	Below grade waterproofing @ Elevator & Escalator Pits		8.00 ea	15,000.00	120,000
1.4.2	Below grade waterproofing @ Stemwalls		3,347.00 lf	158.50	530,500
1.5	**2200 - Plumbing**			**2.80**	**1,679,048**
1.5.1	Plumbing System Foundation Package Installations - BCH		1.00 ls	1,679,048.00	1,679,048
1.5.2	Plumbing System Long Lead Items - BCH - Not Required		1.00 info		
1.6	**2300 - HVAC**			**0.54**	**324,001**
1.6.1	Mechanical System Foundation Package Installations - BCH		1.00 ls	324,001.00	324,001
1.7	**2600 - Electrical**			**9.58**	**5,740,969**
1.7.1	Electrical Systems Foundation Package Installations - APG		1.00 ls	3,649,089.00	3,649,089
1.7.2	Low Voltage Systems Foundation Package Installations - MC Dean		1.00 ls	2,091,880.00	2,091,880
1.7.3	Low Voltage Systems Long Lead Items - MC Dean - Not Required		1.00 info		
1.8	**3140 - Ground Improvements**			**8.58**	**5,140,423**
1.8.1	Ground Improvements - Menard		1.00 lsum	5,100,423.00	5,100,423
1.8.2	Ground Improvements - Pile Cut-offs Post Demob - Unbought Scope		1.00 lsum	35,000.00	35,000
1.8.3	Ground Improvements - Grout Disposal & Haul-off - Unbought Scope		1.00 lsum	5,000.00	5,000
1.9	**9999 - Contractor Allowances**			**57.31**	**34,332,831**
1.9.1	Electrical Systems Long Lead Items - APG - Allowance		1.00 ls	###########	10,926,361
1.9.2	Exterior Mock-Up (Metal Panels & Glass with Foundation & Support Steel) - Allowance		1.00 allow	325,000.00	325,000
1.9.3	Mill Order Structural Shapes - GMF - Allowance		1.00 ls	###########	15,463,536
1.9.4	Below grade waterproofing HCAA 60% Drawing Comments Allowance		1.00 allow	250,000.00	250,000
1.9.5	Mechanical Systems Long Lead Items - BCH - Allowance		1.00 ls	6,367,934.00	6,367,934
1.9.6	90% to 100% Foundations Additional Scope - Allowance		1.00 ls	1,000,000.00	1,000,000
S.I	**Subtotal**				**58,218,872**
M.0	**Markups**				

HENSEL PHELPS
Plan. Build. Manage.

Estimate Detail

Trade Rollup

Project: TPA Airside D - Supplement A
Estimate: Working - ASD Program Sup A - Rev. 4 Submission
Client: Hillsborough County Airport Authority

Estimator: James Cobb
Job Size: 597,998 sf
Report Date: 7/25/2025 10:12 AM

Grouped by:

REF#	Sector \ Trade Rollup \ Items	WBS	Quantity	Total Unit Cost	Total Amount
M.1	**ESTIMATED COST OF WORK**			**8.87**	**$5,304,430**
M.1.1	LEED Silver Premium				
M.1.1	General Requirements				5,304,430
M.1.1	A & E Design Costs - With Part 1				
M.1.1	Testing & Inspections - With Enabling				
M.2	**COST OF WORK SUBTOTAL**			**32.68**	**$19,540,139**
M.2.1	D/B Contingency (5%)				3,176,165
M.2.1	Tarriff Contingency - By Owner				
M.2.1	Allowance Sub Bonds (1.5%)				952,850
M.2.1	General Conditions				15,351,124
M.2.1	A & E Design Costs - Part 2 CA Services for Long Lead				60,000
M.3	**SUBTOTAL**			**32.19**	**$19,250,740**
M.3.1	Contractor's Fee, Overhead & Insurance (6.937%) *				5,762,443
M.3.1	Permits (0.150%)				124,595
M.3.1	Builder's Risk Insurance Policy Lump Sum Delta				12,533,462
M.3.1	Contractor's Bonds (0.810%)				830,240
M.4	**OWNER ALLOWANCES**			**1.70**	**$1,014,839**
M.4.1	Construction Utility Consumption & Fees By Owner				
M.4.1	Owner Allowance (1%)				1,014,839
S.A	**Total Markups**			**75.44**	**$45,110,148**
T	**ESTIMATE TOTAL**			**172.79**	**$103,329,020**

*Negotiated Percentage. All other costs are to be billed as actual expenses.

	Enabling Awarded Value	Supplement A Awarded Value	Total
A10 - FOUNDATIONS	$ -	$ 15,815,835	$ 15,815,835
B10 - SUPERSTRUCTURE	$ -	$ 208,588	$ 208,588
B20 - EXTERIOR CLOSURES	$ -	$ 15,788,536	$ 15,788,536
B30 - ROOFING	$ -	$ -	$ -
C10 - INTERIOR CONSTRUCTION	$ -	$ -	$ -
C20 - STAIRS	$ -	$ -	$ -
C30 - INTERIOR FINISHES	$ -	$ -	$ -
D10 - CONVEYING	$ -	$ -	$ -
D20 - PLUMBING	$ -	$ 1,679,048	$ 1,679,048
D30 - HVAC	$ -	$ 8,059,535	$ 8,059,535
D40 - FIRE PROTECTION	$ -	$ -	$ -
D50 - ELECTRICAL	$ -	$ 16,667,330	$ 16,667,330
E10 - EQUIPMENT	$ -	$ -	$ -
E20 - FURNISHINGS	$ -	$ -	$ -
F10 - SPECIAL CONSTRUCTION	$ -	$ -	$ -
F20 - FACILITY REMEDIATION	$ -	$ -	$ -
G10 - SITE PREPARATION	$ -	$ -	$ -
G20 - SITE IMPROVEMENTS	$ -	$ -	$ -
G30 - LIQUID AND GAS SITE UTILITIES	$ -	$ -	$ -
G40 - ELECTRICAL SITE IMPROVEMENTS	$ -	$ -	$ -
G90 - MISCELLANEOUS SITE CONSTRUCTION	$ 44,303,800	$ -	$ 44,303,800
Subtotal	**$ 44,303,800**	**$ 58,218,872**	**$ 102,522,672**
Markups			
ESTIMATED COST OF WORK	**$ 5,491,000**	**$ 5,304,430**	**$ 10,795,430**
LEED Silver Premium	$ -	$ -	$ -
General Requirements	$ -	$ 5,304,430	$ 5,304,430
A & E Design Costs - With Part 1	$ -	$ -	$ -
Testing & Inspections	$ 5,491,000	$ -	$ 5,491,000
COST OF WORK SUBTOTAL	**$ 32,524,870**	**$ 19,540,139**	**$ 52,065,009**
D/B Contingency	$ 3,540,471	$ 3,176,165	$ 6,716,636
Sub Bonds	$ 1,062,141	$ 952,850	$ 2,014,991
General Conditions	$ 21,014,616	$ 15,351,124	$ 36,365,740
A & E Design Costs - Part 2 CA Services	$ 6,907,642	$ 60,000	$ 6,967,642
SUBTOTAL	**$ 7,746,996**	**$ 19,250,740**	**$ 26,997,736**
Contractor's Fee, Overhead & Insurance	$ 5,710,516	$ 5,762,443	$ 11,472,959
Permits	$ 123,480	$ 124,595	$ 248,075
Builder's Risk Insurance	$ 1,181,287		$ 1,181,287
Builder's Risk Insurance Policy Lump Sum Delta		$ 12,533,462	$ 12,533,462
Contractor's Bonds	$ 731,713	$ 830,240	$ 1,561,953
HCAA ADD ON'S	**$ 1,000,000**	**$ 1,014,839**	**$ 2,014,839**
Art Allowance By HCAA	$ -	$ -	$ -
Construction Utility Consumption Owner Allowance	$ -	$ -	$ -
CBP Equipment Owner Allowance	$ -	$ -	$ -
TSA Screening Equipment Owner Allowance	$ -	$ -	$ -
Owner Allowance	$ 1,000,000	$ 1,014,839	$ 2,014,839
Subtotal	**$ 46,762,866**	**$ 45,110,148**	**$ 91,873,014**
Change Orders #1 & 2	**$ (2,250,560)**		**$ (2,250,560)**
Grand Total	**$ 88,816,106**	**$ 103,329,020**	**$ 192,145,126**
	GMP 1	Supplement A	Current Project Total

Design Assist Subcontractor Back-up

Ground Improvements

Menard USA

EARTH TECH MENARD

July 25, 2025
Number of Pages: 2

To: Hensel Phelps

Attn: Greg Cobb
Dariel Lane
Andrew Erbrick

Re: TPA Airside D
Tampa, FL
Ductile Iron Pile (DIP) Rigid Inclusion Budget

Earth Tech, LLC is pleased to submit, in our role as a design-assist partner, the budget for the Ductile Iron Piles (DIP) Rigid Inclusion scope for the above-referenced project

The budgeted scope includes DIP support of all Airside D foundations (detailed on Sheet AD-S100) including the Guideway foundations within the Airside D footprint. The budget also includes support for the Cooling Tower and Bessie Coleman retaining wall.

A budget of **$5,100,423.08** is estimated for the DIP scope with the following inclusions:

- Load test is not included in this budget package. The load test budget is provided under a separate cover.
- DIP installation for Airside D foundations, with bearing pressures ranging from 3.5 to 8 ksf, as detailed in the structural plans.
- DIP installation for the Cooling Tower, based on supporting the foundations on Sheet AD-S501 and a bearing pressure of 5 ksf.
- DIP installation for the Bessie Coleman retaining wall. Limited information has been provided for the wall. The budget is based on supporting 340 LF of wall foundation, with a maximum wall height of 5 feet, maximum foundation width of 4 feet, and maximum foundation bearing pressure of 5 ksf.
- Cutoffs of DIPs up to 5 feet at the time of installation, with excavations performed by Earth Tech.
- Cutoffs deeper than 5 feet will be performed at the time of footing excavation, with footing excavations performed by others. The budget includes 3 days of deep cutoffs, and a daily rate of $5,781.20 will apply for additional days.
- DIPs will be installed to refusal. Based on the borings performed, DIPs are expected to be installed to depths ranging from 16 to 35 feet (from Working Elevations of +23.5 and +27.5 feet).
- The target post-construction settlement will be 1 inch total and ½ inch differential between adjacent building columns.
- Load Transfer Platform (LTP) material, placement, and compaction will be by others.
- The budget does not include a Payment and Performance bond, which is a rate of 0.77%.

TAMPA OFFICE :
Earth Tech (DE), LLC
3810 North Dale Boulevard, Ste. 210 Tampa, FL 33624
(813) 909-8000
www.earthtech.com

We appreciate the opportunity to support this project and remain available to discuss any aspect of the DIP scope further. Please do not hesitate to reach out with any questions or requests for clarification

Sincerely,
EARTH TECH, LLC

Matthew Mooney, P.E.
Regional Sales Manager

Design Assist Subcontractor Back-up

Foundations

MC Dean

Proposal Description	MCD Proposal No.: ASD-PCO# 001
ASD - Early Foundations	Date Submitted: 6/20/2025
	Cust. RFP or Contract No.:
TPA - Airside D	Customer Proj. #:

SCOPE:
- Underground technology raceways as identified in BlueBeam session 965-107-566 file 2025-04-01_HCAA_TPA_Early FNDTN_IDR_Verify 2_technology.

Should you have any questions, please do not hesitate to contact me.

Respectfully,

	6/20/2025
Signature	Date

Dave Young
Project Manager
MC Dean, Inc.

Attachments:

M.C. DEAN
BUILDING INTELLIGENCE

Refer to Cover page

Direct Labor Cost	Schedule 1	$ 879,477
Direct Hourly Rate		$ 64
Direct Labor Hours		13,740.88
Direct Material Cost	Schedule 1	$ 235,041
Tax	7%	$ 15,376
Shipping & Handling	4%	$ 8,449
Direct Material		$ 211,215
Indirect	Schedule 2	$ 462,848
Indirect Costs		$ 462,848
Equipment and Tools	Schedule 3	$ 117,465
Equipment and Tools		$ 117,465
General Expense	Schedule 4	$ 116,321
General Expense		$ 116,321
SUBTOTAL		$ 1,811,152
OVERHEAD (10%)		$ 181,115
PROFIT		$ 99,613
Total		**$ 2,091,880**

MCD Proposal No.: PCO#001 - EARLY FOUNDATIONS

SCHEDULE 1 - DIRECT LABOR AND MATERIAL

Bid Item	Attribute	Description	Quantity	Price Unit	Material Unit Price	DB Labor	Labor	Labor Unit	Total Material	Total Hours
		RAGS	7.2	E	$ 44.11			E	$ 317.59	
		PVC Cement All-Weather (1-Quart)	333	E	$ 35.18		1.25	E	$ 11,714.27	416.25
		Rigid Cutting Oil (Quart)	7.2	E	$ 24.79			E	$ 178.52	
		Thread Lubricant (Bottle)	7.2	E	$ 22.77			E	$ 163.94	
	1"	Conduit - PVC 40 10' Lengths		C			4.75	C		
	2-1/2"	Conduit - PVC 40 10' Lengths	9650	C	$ 309.65		5.9	C	$ 29,881.23	569.35
	4"	Conduit - PVC 40 10' Lengths	11990	C	$ 514.83		6.85	C	$ 61,728.48	821.315
	2-1/2"	Conduit - RMC Galvanized 10' Lengths	180	C	$ 1,908.50		18.7	C	$ 3,435.30	33.66
	4"	Conduit - RMC Galvanized 10' Lengths	180	C	$ 2,895.62		37.5	C	$ 5,212.11	67.5
	2-1/2"	Bushing Insulated Grounding - Malleable 105 Degree w/ Aluminum Lay-In Lug f	36	C	$ 1,703.82		37	C	$ 613.38	13.32
	4"	Bushing Insulated Grounding - Malleable 105 Degree w/ Aluminum Lay-In Lug f	36	C	$ 4,536.61		50	C	$ 1,633.18	18
	2-1/2"	Connector - RMC Threaded Hub Galvanized		C	$ 4,623.30			C		
	4"	Connector - RMC Threaded Hub Galvanized		C	$ 12,422.30			C		
	2-1/2"	Coupling - PVC	173	C	$ 155.91		50	C	$ 269.73	86.5
	2-1/2"	Coupling - PVC	156	C	$ 147.25		50	C	$ 229.70	78
	4"	Coupling - PVC	196	C	$ 424.52		100	C	$ 832.07	196
	4"	Coupling - PVC	154	C	$ 362.22		100	C	$ 557.82	154
	2-1/2"	Coupling - RMC Galvanized	36	C	$ 2,869.90		4.3	C	$ 1,033.16	1.548
	4"	Coupling - RMC Galvanized	36	C	$ 4,665.10		6.2	C	$ 1,679.44	2.232
	2-1/2" x 36" Radius	Sweep Elbow 90 Degree - PVC 40	78	C	$ 3,887.40		90	C	$ 3,032.17	70.2
	4" x 36" Radius	Sweep Elbow 90 Degree - PVC 40	77	C	$ 8,254.40		150	C	$ 6,355.89	115.5
	2-1/2" x 36" Radius	Sweep Elbow 90 Degree - RMC Galvanized	76	C	$ 26,305.40		222	C	$ 19,992.10	168.72
	4" x 36" Radius	Sweep Elbow 90 Degree - RMC Galvanized	76	C	$ 43,787.70		450	C	$ 33,278.65	342
	2-1/2"	Female Adapter - PVC Socket to Threaded	76	C	$ 266.63		50	C	$ 202.64	38
	4"	Female Adapter - PVC Socket to Threaded	76	C	$ 491.47		100	C	$ 373.52	76
	2-1/2"	Measure Cut & Thread Labor - RMC Galvanized	36	C			3.438	C		1.238
	4"	Measure Cut & Thread Labor - RMC Galvanized	36	C			6.25	C		2.25
	2-1/2"	Field Cut Knockout Labor	36	E			0.9	E		32.4
	4"	Field Cut Knockout Labor	36	E			1.1	E		39.6
	2-1/2" x 12"	Nipple - RMC Galvanized	76	C	$ 5,281.10		94	C	$ 4,013.64	71.44
	4" x 12"	Nipple - RMC Galvanized	76	C	$ 8,930.90		162	C	$ 6,787.48	123.12
	#6	Power Termination Per Wire to 600V	144	E			0.25	E		36
	2-1/2"	2-Piece Strut Clamp - RMC / IMC Stainless Steel	72	C	$ 1,556.50		6.25	C	$ 1,120.68	4.5
	4"	2-Piece Strut Clamp - RMC / IMC Stainless Steel	72	C	$ 2,230.80		7.5	C	$ 1,606.18	5.4
	42437	Drop-In Expansion Machine Screw Anchor - Stainless Steel 304	36	C	$ 1,478.02		22.5	C	$ 532.09	8.1
	3/8-16 x 1-1/2" L	Hex Head Bolt - Stainless Steel 304	36	C	$ 123.73		3.56	C	$ 44.54	1.282
	1-5/8" D	1-5/8" W Channel w/ Slotted Holes - Stainless Steel 304 12 Gauge 10' Lengths	5	C	$ 3,567.63		12.5	C	$ 178.38	0.625
	3/8"	Flat Washer - Stainless Steel 304	36	C	$ 196.78		0.88	C	$ 70.84	0.317
	3/8"	Lock Washer - Stainless Steel 304	36	C	$ 242.08		0.88	C	$ 87.15	0.317
		Fire Proof Wall Penetration |*| FP-Wall Seal 5"	144	E			4.1	E		590.4
		Core-Drill Concrete w/ Lay-Out |*| 5" x 8"	72	E			3	E		216
		Fire Proof Wall Penetration |*| FP-Wall Seal 1"	2	E			1.2	E		2.4
		Core-Drill Concrete w/ Lay-Out |*| 1" x 8"	2	E			1.25	E		2.5
		Intumescent Firestop Putty 36 cu in Tube	13.96	E	$ 41.05			E	$ 573.09	
	24"x36"	Open Bottom 36" Deep	1	E	$ 1,713.02		5	E	$ 1,713.02	5
		Backfill (Cubic Yard)	12794.074	E				E		
		Excavation (Cubic Yard)	6397.037	E			1.25	E		7996.296
	8'x6'x6'	Precast Manhole	2	E				E		
	3/4"	Ground Rod Copper Bonded Steel 10' - 10 mil Minimum	2	E	$ 48.66		2	E	$ 97.33	4
	#2/0	Wire Bare - Copper	80	M	$ 3,337.18		36.2	M	$ 266.97	2.896
	#2/0	Wire to Ground Rod Top Termination Connection (Labor)	2	E			1.62	E		3.24
	150	Weld Metal Standard	2	E	$ 27.43			E	$ 54.87	
	#6 Green	Wire THHN / T90 - Copper	72	M	$ 740.63		13.75	M	$ 53.33	0.99
		1/8" Polytwine	28130	M	$ 12.63		3.75	M	$ 355.23	105.488
	6" W	Tape Underground Warning Detectable - 1000' Roll Red "Caution Buried Electri	21960	M	$ 195.79		0.75	M	$ 4,299.53	16.47
	#2/0	Wire Lug Compression for Copper w/ 2-Hole Long Barrel - Copper	14	C	$ 1,106.60		90	C	$ 154.92	12.6
		Conduit Measuring Tape	21640	M	$ 45.19		3.75	M	$ 977.87	81.15
		WIRE CIRCUIT MARKER	72	E	$ 0.32		0.05	E	$ 22.97	3.6
		PATHWAY LABEL	72	E	$ 3.03		0.12	E	$ 217.80	8.64
		3-POINT GROUNDING TEST	2	E			1.5	E		3
		FIRESTOP LABEL	144	E	$ 1.16		0.08	E	$ 166.32	11.52
		MANHOLE WATCH	32	E			1	E		32
		MANHOLE SAFETY EQUIP SETUP/DEMO	4	E			6	E		24
		MANDREL CONDUIT	21640	E			12	M		259.68
		BITUMASTIC 4" ELBOW	152	E	$ 13.20		0.5	E	$ 2,006.40	76
		MANHOLE RACKS	10	E	$ 110.00		3	E	$ 1,100.00	30
		NEMA 4X ENCLOSURE	1	E	$ 2,000.00		4	E	$ 2,000.00	4
Sub Total									**$ 211,215.49**	**13,086.55**
		COMPOSITE CLEAN CREW (0.05 COMPOSITE HOUR PER WORK HOUR)	13,086.55				0.05	E	$ -	654.33
Total		**Total**							**$ 211,215.49**	**13,740.88**

SCHEDULE 2 - INDIRECT

Description	Labor %	Months	Hours Per Month	Hours	Cost $	Subtotal	Burden %	Burden Total	Extended Cost	Full Cost
Project Leader	20%	4.00	172.00	688.000	$125.30	$ 86,206.40	31.240	$ 26,930.88	$ 113,137.28	$ 164.44
Office Engineer	10%	2.00	172.00	344.000	$ 78.17	$ 26,890.48	31.240	$ 8,400.59	$ 35,291.07	$ 102.59
Project Superintendent	20%	4.00	172.00	688.000	$131.08	$ 90,183.04	31.240	$ 28,173.18	$ 118,356.22	$ 172.03
Logistics Manager	3%	0.50	172.00	86.000	$ 56.25	$ 4,837.50	31.240	$ 1,511.24	$ 6,348.74	$ 73.82
Logistics Driver	3%	0.50	172.00	86.000	$ 67.60	$ 5,813.60	31.240	$ 1,816.17	$ 7,629.77	$ 88.72
Modelling Manager	10%	2.00	172.00	344.000	$122.77	$ 42,232.88	31.240	$ 13,193.55	$ 55,426.43	$ 161.12
VDC Modeler	10%	2.00	172.00	344.000	$ 73.67	$ 25,342.48	31.240	$ 7,916.99	$ 33,259.47	$ 96.68
Quality Control Staff	10%	2.00	172.00	344.000	$ 87.79	$ 30,199.76	31.240	$ 9,434.41	$ 39,634.17	$ 115.22
Construction Safety Staff	10%	2.00	172.00	344.000	$ 74.56	$ 25,648.64	31.240	$ 8,012.64	$ 33,661.28	$ 97.85
Procurement Staff	5%	1.00	172.00	172.000	$ 89.06	$ 15,318.32	31.240	$ 4,785.44	$ 20,103.76	$ 116.88
Total				**3,440.000**	**$102.52**	**$ 352,673.10**	**31.240**	**$ 110,175.08**	**$ 462,848.18**	**$ 134.55**

SCHEDULE 3 - EQUIPMENT

Description	Qty	Qty Field	Duration	Cost/Unit	Total Cost	Tax %	Total
Small Tools	13,740.882	Extension Total Direct Hours		$ 2.00	27,481.76	7%	29,405.49
Revit Tokens	3,440.000	Indirect Labor Hours		$ 1.25	4,300.00		4,300.00
MSFT Software Licenses - Office	3,440.000	Indirect Labor Hours		$ 0.25	860.00		860.00
MSFT Software Licenses - Field	13,740.882	Extension Total Field Hours		$ 0.25	3,435.22		3,435.22
I-Pads (One time Purchase)	2.000			$ 1,283.40	2,566.80	7%	2,746.48
Radio 2-Way	2.000			$ 427.80	855.60	7%	915.49
Sokkia Total Station	1.000		4.000	$ 2,032.05	8,128.20		8,128.20
Superintendent Truck	1.000		4.000	$ 1,491.95	5,967.80		5,967.80
Generator 350-399 Kva	2.000			$ 3,809.05	7,618.10	7%	8,151.37
Utv 4Wd Dsl 4Seat Cab	1.000		5.000	$ 604.15	3,020.75	7%	3,232.20
Mini Excavator 6000-6799#	1.000		5.000	$ 1,435.97	7,179.85	7%	7,682.44
Trencher 32-50Hp	1.000		5.000	$ 1,957.56	9,787.80	7%	10,472.95
Container 8X40X8'6"	1.000		5.000	$ 137.92	689.60	7%	737.87
Light Tower,4-7Kw Vert Mast	6.000		12.000	$ 407.96	29,373.12	7%	31,429.24
Total					**111,264.60**		**117,464.74**

SCHEDULE 4 - GENERAL EXPENSE

Description	Qty	Qty Field	Duration	Cost/Unit	Total Cost	Tax %	Total
Incidental Project Materials (bolts, washers etc)	211,215.490	Extension Total Material $		$ 0.02	$ 4,224.31	7%	$ 4,520.01
Safety Supplies	13,740.882	Field Labor Hours		$ 0.81	$ 11,130.11	7%	$ 11,909.22
Consumables (rags, glue etc)	13,740.882	Field Labor Hours		$ 0.56	$ 7,694.89	7%	$ 8,233.54
Project Specific Safety Supplies	10.000			$ 175.00	$ 1,750.00	7%	$ 1,872.50
Drug Screening	10.000			$ 50.00	$ 500.00	7%	$ 535.00
Office Trailer (Add # of Trailers)	2.000		4.000	$ 1,800.00	$ 14,400.00	7%	$ 15,408.00
Office Trailer Set-Up	1.000			$ 8,100.00	$ 8,100.00		$ 8,100.00
Office Trailer Demob	1.000			$ 5,600.00	$ 5,600.00		$ 5,600.00
Trailer/Office Furniture	1.000			$ 8,000.00	$ 8,000.00	7%	$ 8,560.00
Office/Trailer Internet Service	1.000		2.000	$ 2,700.00	$ 5,400.00	7%	$ 5,778.00
Power Service Set up	1.000		1.000	$ 3,000.00	$ 3,000.00	7%	$ 3,210.00
Starlink Equipment	1.000		1.000	$ 700.00	$ 700.00	7%	$ 749.00
Starlink Internet Service	1.000		4.000	$ 150.00	$ 600.00	7%	$ 642.00
Fresh Water System (Rental)	1.000		4.000	$ 145.00	$ 580.00	7%	$ 620.60
Service - Fresh Water 1 x Per Week	1.000		4.000	$ 125.00	$ 500.00	7%	$ 535.00
I-Pad Cellular Service	2.000		4.000	$ 45.00	$ 360.00	7%	$ 385.20
Cell Phone Service	4.000		4.000	$ 45.00	$ 720.00	7%	$ 770.40
Office Supplies - Per Month	1.000		1.000	$ 750.00	$ 750.00	7%	$ 802.50
Water/Ice/Coffee for Office & Site	1.000		1.000	$ 2,000.00	$ 2,000.00	7%	$ 2,140.00
Travel: Airfare/Hotel/Rental Car	1.000		1.000	$ 5,000.00	$ 5,000.00	7%	$ 5,350.00
Management Per Diem -Per Month/Per Employee	5.000		0.000	$ 2,500.00	$ -		$ -
Vehicle Allowance	2.000		4.000	$ 700.00	$ 5,600.00		$ 5,600.00
Restoration Allocation	1.000		1.000	$ 10,000.00	$ 10,000.00		$ 10,000.00
MOT allocation	1.000		1.000	$ 15,000.00	$ 15,000.00		$ 15,000.00
Total					**$ 111,609.32**		**$ 116,320.97**

UNDERGROUND PATHWAY SITE PLAN - OVERALL

0 50' 100' 150' 200' 1" = 100'-0"

A1

KEYNOTES

1. PROVIDE (2) 4" CONDUIT WITH (3) INNERDUCT EACH. REFER TO INNDERDUCT DETAIL ON SHEET AD-T701 FOR ADDITIONAL INFORMATION.
2. CONDUIT CONTINUES TO HCAA TELECOM ROOM ASD01680. REFER TO LEVEL 1 - APRON PLAN - UNDERGROUND PATHWAY - HCAA OVERALL FOR ADDITIONAL ROUTING PATHWAY.
3. EXISTING COMMUNICATION VAULT TO REMAIN AND TO BE USED IN THIS AREA. UTILIZE THIS VAULT TO INSTALL NEW CONDUIT. PROTECT ALL EXISTING CABLING AT ALL TIMES AS REQUIRED TO PREVENT DAMAGING CABLES.
4. EXISTING GUIDEWAY PIER.
5. PROVIDE NEMA 4X ENCLOSURE 24'x24'x12" WITH HINGED COVER , AND LOCK. MOUNT TO BACKSIDE OF PIER. CONTINUE 2.5" CONDUIT UP THE PIER TO THE CABLE TRAY OVER THE BAGGAGE SYSTEM
6. PROVIDE 2.5" CONDUIT FOR REDUNDANT PATH
7. PROVIDE A LARGE SWEEPING BEND ON THIS CONDUIT TO AVOID ALL FOOTINGS UNDER BUILDING AND THE TOTAL NUMBER OF BENDS AS CALLED OUT IN SPECIFICATION 270528.

Tampa International Airport

Airside D Expansion
Design Development
Foundation
PackageBid/Permit Set

HCAA Project No. 8500 23

Design-Builder

HENSEL PHELPS
Plan. Build. Manage.

Hensel Phelps
Southeast District Office
6557 Hazeltine National Dr.
Orlando, FL 33301

Florida Lic: FL **CGC 1533664**

HNTB

HNTB Corporation
201 N Franklin St.
Tampa, FL 33602

FBPE Lic: **CA6500** FBAID Lic: **AA0002318**

TLC ENGINEERING SOLUTIONS
©Copyright 2019
4890 W Kennedy Blvd, Suite 250
Tampa, FL 33609
P 813.637.0110
COA 15
www.tlc-engineers.com
TLC No.:723023
THINK. LISTEN. CREATE.

State of Florida Seal

This item has been digitally signed and sealed by JOSEPH K. MOUSA on the date adjacent to the seal. Printed copies of this document are not considered signed and sealed and the signature must be verified on any electronic copies.

JOSEPH K. MOUSA LICENSED PROFESSIONAL ENGINEER FLORIDA
NOT FOR CONSTRUCTION
04/05/25

JOSEPH K. MOUSA:
License/Registration#: PE99156
To the best of the licensed professional's knowledge and belief, these plans conform to and satisfy the Florida Building Code, Eight Edition 2023, and local codes as applicable.

KEY PLAN - AIRSIDE D

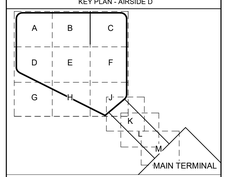

Revisions

REV	DATE	DESCRIPTION

Project No.:	68610
Drawn By:	GPM
Checked By:	SXB
Issue Date:	04/10/2025

Drawing Title:

UNDERGROUND PATHWAY SITE PLAN

Drawing No.

AD-T052

4/7/2025 12:15:58 PM Autodesk Docs://800-v23_TPA Airside D/TLC_TPA Airside D_Technology_R23.rvt

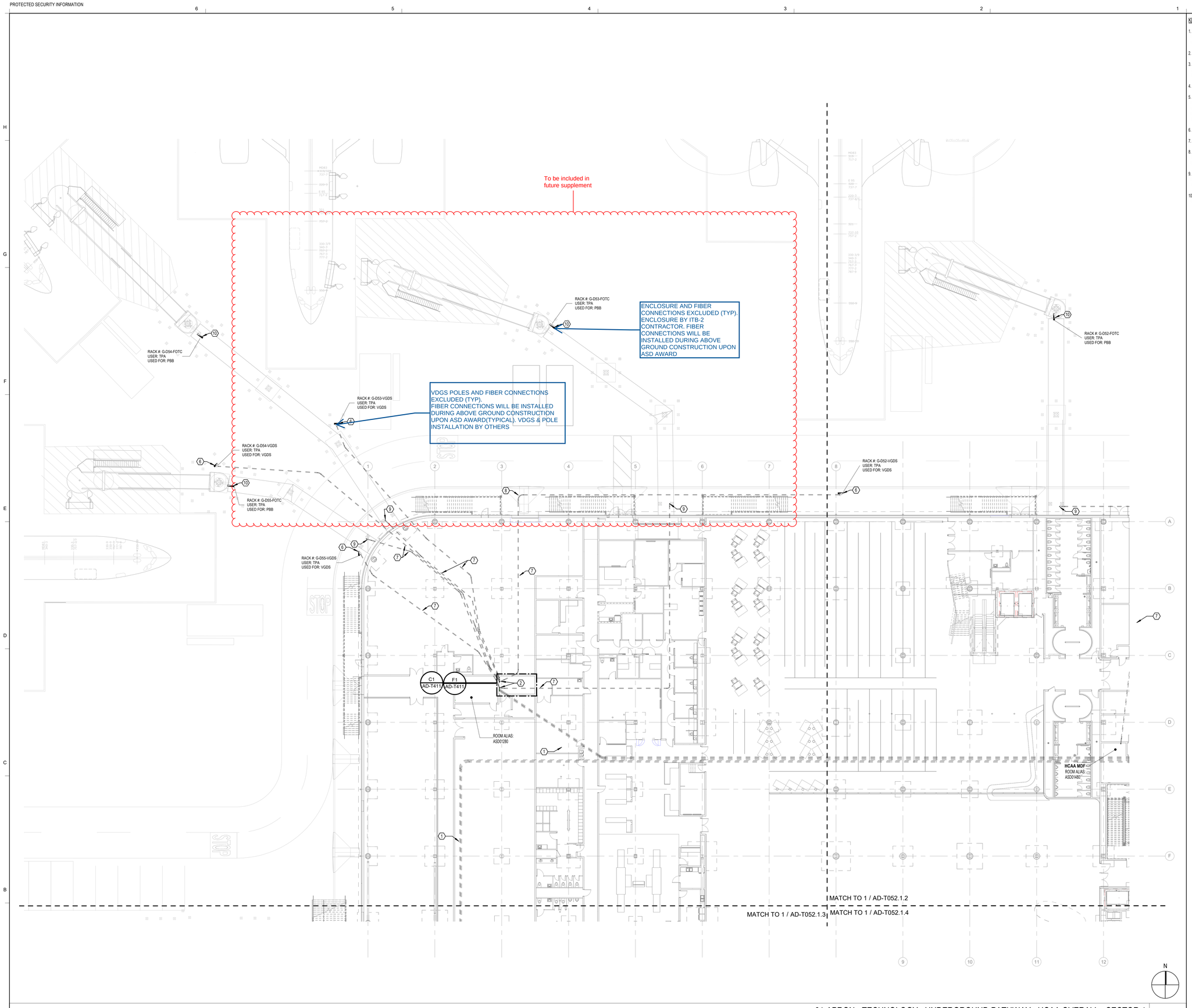

01-APRON - TECHNOLOGY - UNDERGROUND PATHWAY - HCAA OVERALL - SECTOR 1

NTS

1

KEYNOTES:

1. PROVIDE (2) 4" CONDUIT WITH (3) INNERDUCT. REFER TO INNDERDUCT DETAIL ON SHEET AD-T701 FOR ADDITIONAL INFORMATION.
2. CONDUITS TURN UP FROM UNDERGROUND.
3. CONDUIT CONTINUES TO HCAA EXISTING COMMUNICATION VAULT. REFER TO UNDERGROUND PATHWAY SITE PLAN FOR ADDITIONAL ROUTING PATHWAY.
4. PROVIDE (2) 2.5" CONDUITS.
5. PROVIDE COMMUNICATIONS GROUND VAULT. THE MINIMUM INTERIOR DIMENSIONS MUST BE 24"X36"X36". REFER TO COMMUNICATIONS VAULT - POLYMER CONCRETE W/OPEN BOTTOM DETAIL ON SHEET AD-T701 AND SPECIFICATIONS 270528 FOR ADDITIONAL REQUIREMENTS.
6. CONDUIT TURNS UP AT AVGDS POLE.
7. PROVIDE (1) 2.5" CONDUIT.
8. PROVIDE A LARGE SWEEPING BEND ON THIS CONDUIT TO AVOID ALL FOOTINGS UNDER BUILDING AND THE TOTAL NUMBER OF BENDS AS CALLED OUT IN SPECIFICATION 270528.
9. CONDUIT TURNS UP INTO PBB SUPPORT TO REACH PBB ENCLOSURE NEAR THE PBB ROTUNDA. SEE DETAIL A5 ON SHEET A0-T601.
10. FIBER OPTIC TERMINAL CABINET FOR TEMRINATION OF FIBER OTPICS FOR PBB. SEE DETAIL E1 ON SHEET A0-T601

Tampa International Airport

Airside D Expansion
Design Development
Foundation
PackageBid/Permit Set

HCAA Project No. 8500 23

Design-Builder

HENSEL PHELPS
Plan. Build. Manage.

Hensel Phelps
Southeast District Office
6557 Hazeltine National Dr.
Orlando, FL 33301

Florida Lic: FL **CGC 1533664**

HNTB

HNTB Corporation
201 N Franklin St.
Tampa, FL 33602

FBPE Lic: **CA6500** FBAID Lic: **AA0002318**

TLC ENGINEERING SOLUTIONS
©Copyright 2019
4890 W Kennedy Blvd, Suite 250
Tampa, FL 33609
P 813.637.0110
COA 15
www.tlc-engineers.com
TLC No.:T23023
THINK. LISTEN. CREATE.

State of Florida Seal

This item has been digitally signed and sealed by JOSEPH K. MOUSA on the date adjacent to the seal. Printed copies of this document are not considered signed and sealed and the signature must be verified on any electronic copies.

JOSEPH K. MOUSA LICENSED PROFESSIONAL ENGINEER
NOT FOR CONSTRUCTION
04/05/25

JOSEPH K. MOUSA:
License/Registration#: PE99156
To the best of the licensed professional's knowledge and belief, these plans conform to and satisfy the Florida Building Code, Eight Edition 2023, and local codes as applicable.

KEY PLAN - AIRSIDE D

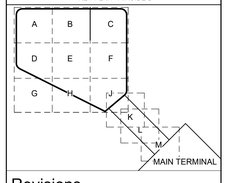

Revisions

REV	DATE	DESCRIPTION

Project No.:	68610
Drawn By:	GPM
Checked By:	SXB
Issue Date:	04/10/2025

Drawing Title:

LEVEL 1 - APRON PLAN - HCAA TELECOM ROOM - SECTOR 1

Drawing No.

AD-T052.1.1

4/7/2025 12:16:03 PM Autodesk Docs://800-v23_TPA Airside D/TLC_TPA Airside D_Technology_R23.rvt

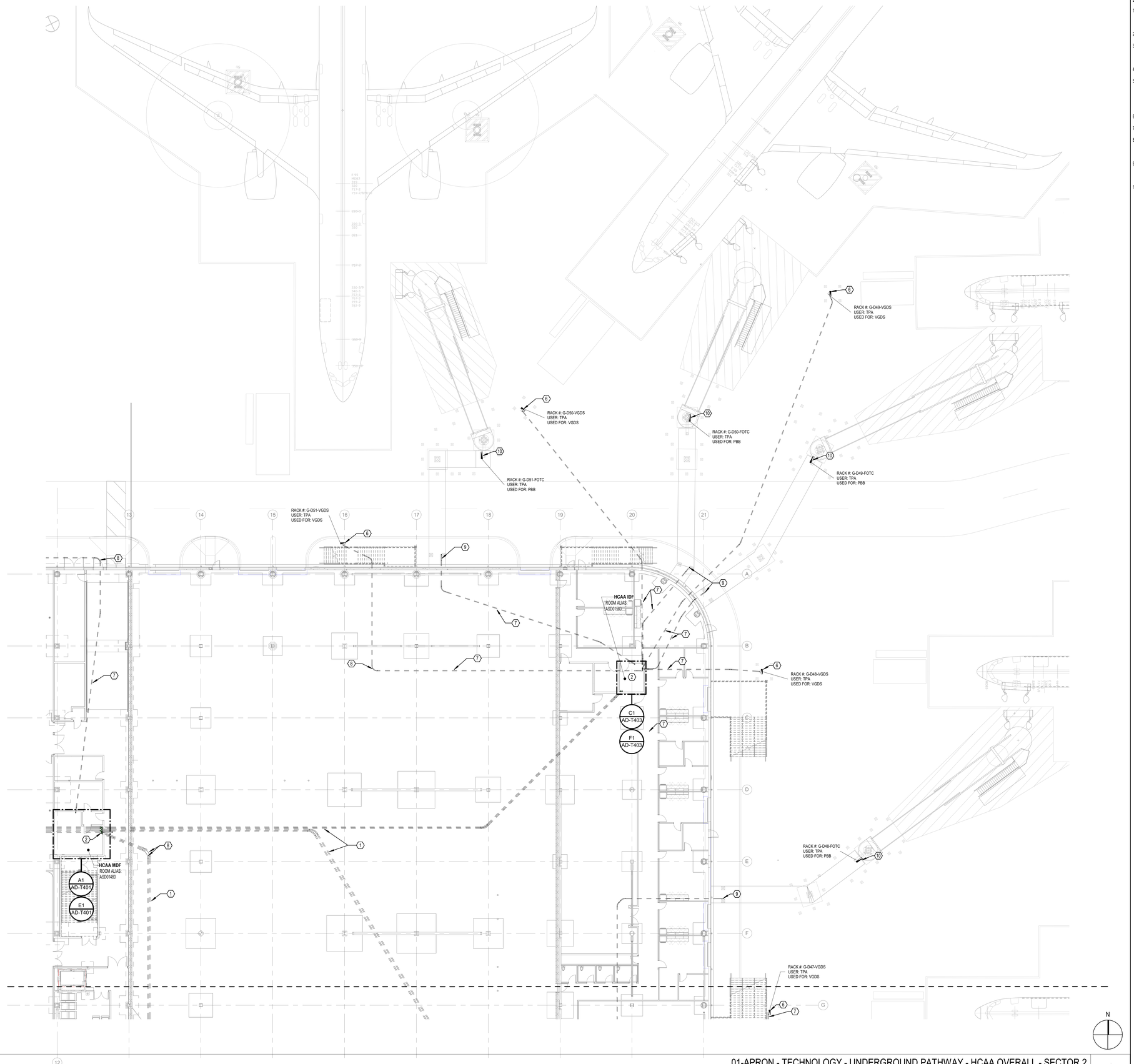

01-APRON - TECHNOLOGY - UNDERGROUND PATHWAY - HCAA OVERALL - SECTOR 2

1/16" = 1'-0"

1

KEYNOTES:

1. PROVIDE (2) 4" CONDUIT WITH (3) INNERDUCT. REFER TO INNDERDUCT DETAIL ON SHEET AD-T701 FOR ADDITIONAL INFORMATION.

2. CONDUITS TURN UP FROM UNDERGROUND.

3. CONDUIT CONTINUES TO HCAA EXISTING COMMUNICATION VAULT. REFER TO UNDERGROUND PATHWAY SITE PLAN FOR ADDITIONAL ROUTING PATHWAY.

4. PROVIDE (2) 2.5" CONDUITS.

5. PROVIDE COMMUNICATIONS GROUND VAULT.THE MINIMUM INTERIOR DIMENSIONS MUST BE 24"X36"X36". REFER TO COMMUNICATIONS VAULT - POLYMER CONCRETE W/OPEN BOTTOM DETAIL ON SHEET AD-T701 AND SPECIFICATIONS 270528 FOR ADDITIONAL REQUIREMENTS.

6. CONDUIT TURNS UP AT AVGDS POLE.

7. PROVIDE (1) 2.5" CONDUIT.

8. PROVIDE A LARGE SWEEPING BEND ON THIS CONDUIT TO AVOID ALL FOOTINGS UNDER BUILDING AND THE TOTAL NUMBER OF BENDS AS CALLED OUT IN SPECIFICATION 270528.

9. CONDUIT TURNS UP INTO PBB SUPPORT TO REACH PBB ENCLOSURE NEAR THE PBB ROTUNDA. SEE DETAIL A5 ON SHEET AD-T601.

10. FIBER OPTIC TERMINAL CABINET FOR TEMRINATION OF FIBER OTPICS FOR PBB. SEE DETAIL E1 ON SHEET AD-T601

Tampa International Airport

Airside D Expansion
Design Development
Foundation
PackageBid/Permit Set

HCAA Project No. 8500 23

Design-Builder

HENSEL PHELPS
Plan. Build. Manage.

Hensel Phelps
Southeast District Office
6557 Hazeltine National Dr.
Orlando, FL 33301

Florida Lic: FL **CGC 1533664**

HNTB

HNTB Corporation
201 N Franklin St.
Tampa, FL 33602

FBPE Lic: **CA6500** FBAID Lic: **AA0002318**

TLC ENGINEERING SOLUTIONS
4890 W Kennedy Blvd, Suite 250
Tampa, FL 33609
P 813.637.0110
COA 15
www.tlc-engineers.com
TLC No.:723023

THINK. LISTEN. CREATE.

State of Florida Seal

This item has been digitally signed and sealed by JOSEPH K. MOUSA on the date adjacent to the seal. Printed copies of this document are not considered signed and sealed and the signature must be verified on any electronic copies.

JOSEPH K. MOUSA
LICENSE NO. PE99156
STATE OF FLORIDA
PROFESSIONAL ENGINEER

NOT FOR CONSTRUCTION

04/05/25

JOSEPH K. MOUSA:
License/Registration#: PE99156
To the best of the licensed professional's knowledge and belief, these plans conform to and satisfy the Florida Building Code, Eight Edition 2023, and local codes as applicable.

KEY PLAN - AIRSIDE D

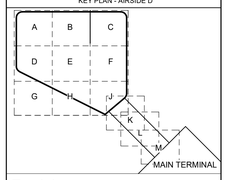

Revisions

REV	DATE	DESCRIPTION

Project No.:	68610
Drawn By:	GPM
Checked By:	SXB
Issue Date:	04/10/2025

Drawing Title:

LEVEL 1 - APRON PLAN - HCAA TELECOM ROOM - SECTOR 2

Drawing No.

AD-T052.1.2

4/7/2025 12:18:08 PM Autodesk Docs://8500-v23_TPA Airside D/TLC_TPA Airside D_Technology_R23.rvt

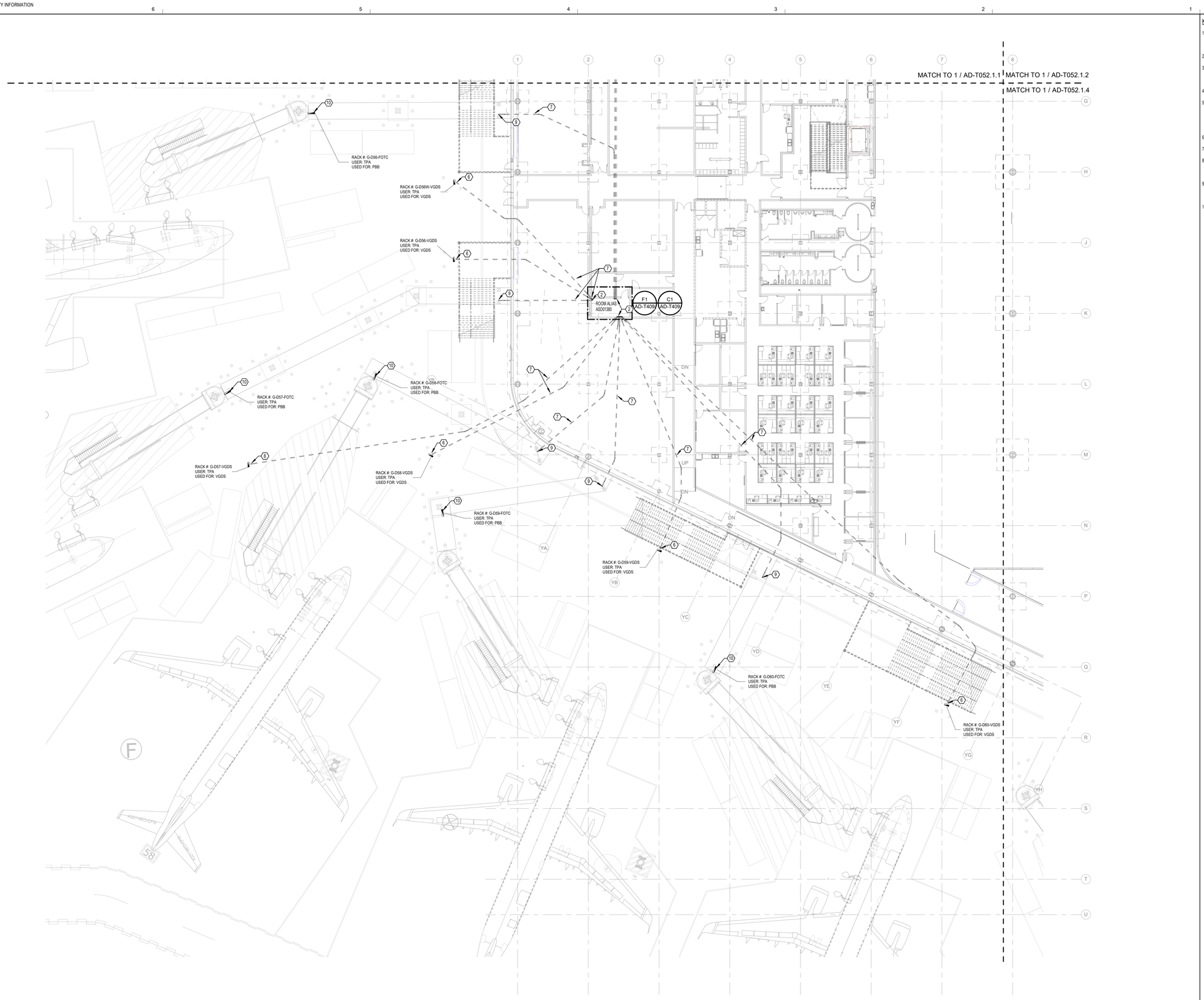

KEYNOTES:

1. PROVIDE (2) 4" CONDUIT WITH (3) INNERDUCT. REFER TO INNDERDUCT DETAIL ON SHEET AD-T701 FOR ADDITIONAL INFORMATION.
2. CONDUITS TURN UP FROM UNDERGROUND.
3. CONDUIT CONTINUES TO HCAA EXISTING COMMUNICATION VAULT. REFER TO UNDERGROUND PATHWAY SITE PLAN FOR ADDITIONAL ROUTING PATHWAY.
4. PROVIDE (2) 2.5" CONDUITS.
5. PROVIDE COMMUNICATIONS GROUND VAULT.THE MINIMUM INTERIOR DIMENSIONS MUST BE 24"X36"X36". REFER TO COMMUNICATIONS VAULT - POLYMER CONCRETE W/OPEN BOTTOM DETAILON SHEET AD-T701 AND SPECIFICATIONS 27052B FOR ADDITIONAL REQUIREMENTS.
6. CONDUIT TURNS UP AT AVGDS POLE.
7. PROVIDE (1) 2.5" CONDUIT.
8. PROVIDE A LARGE SWEEPING BEND ON THIS CONDUIT TO AVOID ALL FOOTINGS UNDER BUILDING AND THE TOTAL NUMBER OF BENDS AS CALLED OUT IN SPECIFICATION 27052B.
9. CONDUIT TURNS UP INTO PBB SUPPORT TO REACH PBB ENCLOSURE NEAR THE PBB ROTUNDA. SEE DETAIL A5 ON SHEET AD-T601.
10. FIBER OPTIC TERMINAL CABINET FOR TEMRINATION OF FIBER OTPICS FOR PBB. SEE DETAIL E1 ON SHEET AD-T601

N

01-APRON - TECHNOLOGY - UNDERGROUND PATHWAY - HCAA OVERALL - SECTOR 3

0 15' 30' 45' 60' 1/16" = 1'-0"

1

Tampa International Airport

Airside D Expansion
Design Development
Foundation
PackageBid/Permit Set

HCAA Project No. 8500 23

Design-Builder

HENSEL PHELPS
Plan. Build. Manage.

Hensel Phelps
Southeast District Office
6557 Hazeltine National Dr.
Orlando, FL 33301

Florida Lic: FL **CGC 1533664**

HNTB

HNTB Corporation
201 N Franklin St.
Tampa, FL 33602

FBPE Lic: **CA6500** FBAID Lic: **AA0002318**

TLC ENGINEERING SOLUTIONS
4890 W Kennedy Blvd, Suite 250
Tampa, FL 33609
P 813.637.0110
COA 15
www.tlc-engineers.com
TLC No.:723023

THINK. LISTEN. CREATE.

State of Florida Seal

This item has been digitally signed and sealed by JOSEPH K. MOUSA on the date adjacent to the seal. Printed copies of this document are not considered signed and sealed and the signature must be verified on any electronic copies.

JOSEPH K. MOUSA
STATE OF FLORIDA
PROFESSIONAL ENGINEER
NOT FOR CONSTRUCTION
04/05/25

JOSEPH K. MOUSA:
License/Registration#: PE99156
To the best of the licensed professional's knowledge and belief, these plans conform to and satisfy the Florida Building Code, Eight Edition 2023, and local codes as applicable.

KEY PLAN - AIRSIDE D

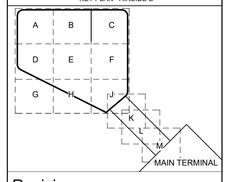

Revisions

REV	DATE	DESCRIPTION

Project No.:	68610
Drawn By:	GPM
Checked By:	SXB
Issue Date:	04/10/2025

Drawing Title:

LEVEL 1 - APRON PLAN - HCAA TELECOM ROOM - SECTOR 3

Drawing No.

AD-T052.1.3

4/7/2025 12:16:14 PM Autodesk Docs://800-v23_TPA Airside D/TLC_TPA Airside D_Technology_R23.rvt

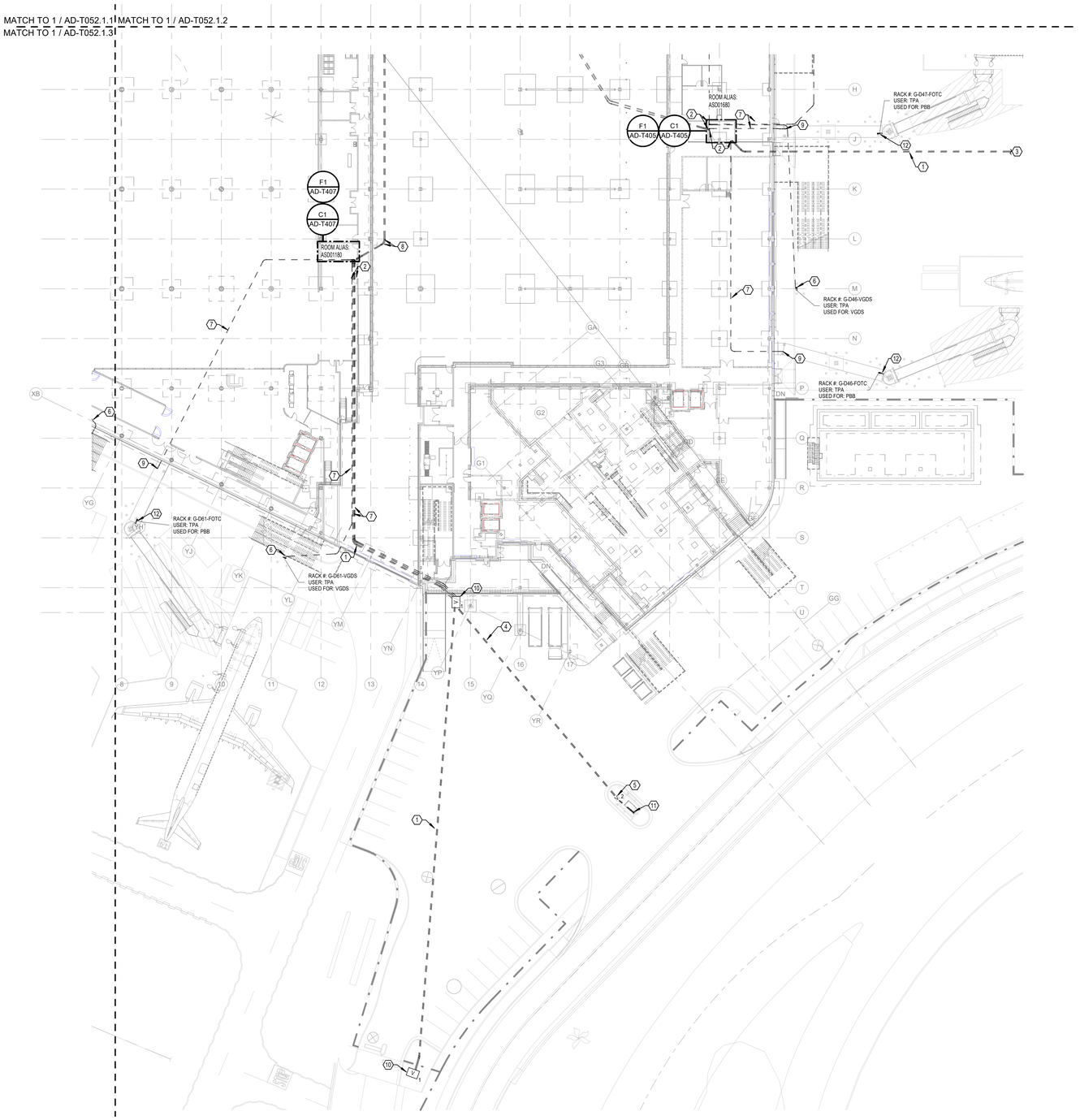

KEYNOTES

1. PROVIDE (2) 4" CONDUIT WITH (3) INNERDUCT. REFER TO INNDERDUCT DETAIL ON SHEET AD-T701 FOR ADDITIONAL INFORMATION.
2. CONDUITS TURN UP FROM UNDERGROUND.
3. CONDUIT CONTINUES TO HCAA EXISTING COMMUNICATION VAULT. REFER TO UNDERGROUND PATHWAY SITE PLAN FOR ADDITIONAL ROUTING PATHWAY.
4. PROVIDE (2) 2.5" CONDUITS.
5. PROVIDE COMMUNICATIONS GROUND VAULT.THE MINIMUM INTERIOR DIMENSIONS MUST BE 24"X36"X36". REFER TO COMMUNICATIONS VAULT - POLYMER CONCRETE W/OPEN BOTTOM DETAIL ON SHEET AD-T701 AND SPECIFICATIONS 270528 FOR ADDITIONAL REQUIREMENTS.SE DETAIL G1 ON SHEET T701
6. CONTINUE TO AV/GDS POLE SEE SITE PLANS FOR CONTINUATION
7. PROVIDE (1) 2.5" CONDUIT
8. PROVIDE A LARGE SWEEPING BEND ON THIS CONDUIT TO AVOID ALL FOOTINGS UNDER BUILDING AND THE TOTAL NUMBER OF BENDS AS CALLED OUT IN SPECIFICATION 270528.
9. CONDUIT TURNS UP INTO PBB SUPPORT TO REACH PBB ENCLOSURE NEAR THE PBB ROTUNDA. SEE DETAIL A5 ON SHEET AD-T801.
10. PROVIDE COMMUNICATIONS VAULT. THE MINIMUM INTERIOR DIMENSIONS MUST BE 7'X5'X4'. THE BOX SHALL BE A PRE-CAST CONCRETE BOX. SEE ADDITIONAL INFORMATION IN SPECIFICATION 270528 FOR ADDITIONAL REQUIREMENTS AND DETAIL A1 ON SHEET T701.
11. CONDUIT TURNS UP INTO SECURITY GUARD HOUSE.
12. FIBER OPTIC TERMINAL CABINET FOR TEMRINATION OF FIBER OTPICS FOR PBB. SEE DETAIL E1 ON SHEET AD-T801

N

01-APRON - TECHNOLOGY - UNDERGROUND PATHWAY - HCAA OVERALL - SECTOR 4

1

0 15' 30' 45' 60' 1" = 30'-0"

Tampa International Airport

Airside D Expansion
Design Development
Foundation
PackageBid/Permit Set

HCAA Project No. 8500 23

Design-Builder

HENSEL PHELPS
Plan. Build. Manage.

Hensel Phelps
Southeast District Office
6557 Hazeltine National Dr.
Orlando, FL 33301

Florida Lic: FL **CGC 1533664**

HNTB

HNTB Corporation
201 N Franklin St.
Tampa, FL 33602

FBPE Lic: **CA6500** FBAID Lic: **AA0002318**

TLC ENGINEERING SOLUTIONS
©Copyright 2019
4890 W Kennedy Blvd, Suite 250
Tampa, FL 33609
P 813.637.0110
COA 15
www.tlc-engineers.com
TLC No.:T23023
THINK. LISTEN. CREATE.

State of Florida Seal

This item has been digitally signed and sealed by JOSEPH K. MOUSA on the date adjacent to the seal. Printed copies of this document are not considered signed and sealed and the signature must be verified on any electronic copies.

JOSEPH K. MOUSA
NOT FOR CONSTRUCTION
STATE OF FLORIDA PROFESSIONAL ENGINEER
04/05/25

JOSEPH K. MOUSA:
License/Registration#: PE99156
To the best of the licensed professional's knowledge and belief, these plans conform to and satisfy the Florida Building Code, Eight Edition 2023, and local codes as applicable.

KEY PLAN - AIRSIDE D

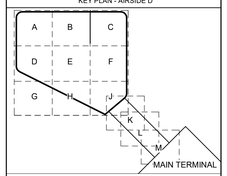

Revisions

REV	DATE	DESCRIPTION

Project No.:	68610
Drawn By:	GPM
Checked By:	SXB
Issue Date:	04/10/2025

Drawing Title:

LEVEL 1 - APRON PLAN - HCAA TELECOM ROOM - SECTOR 4

Drawing No.

AD-T052.1.4

Autodesk Docs://8500-v23_TPA Airside D/TLC_TPA Airside D_Technology_R23.rvt
4/7/2025 12:16:19 PM

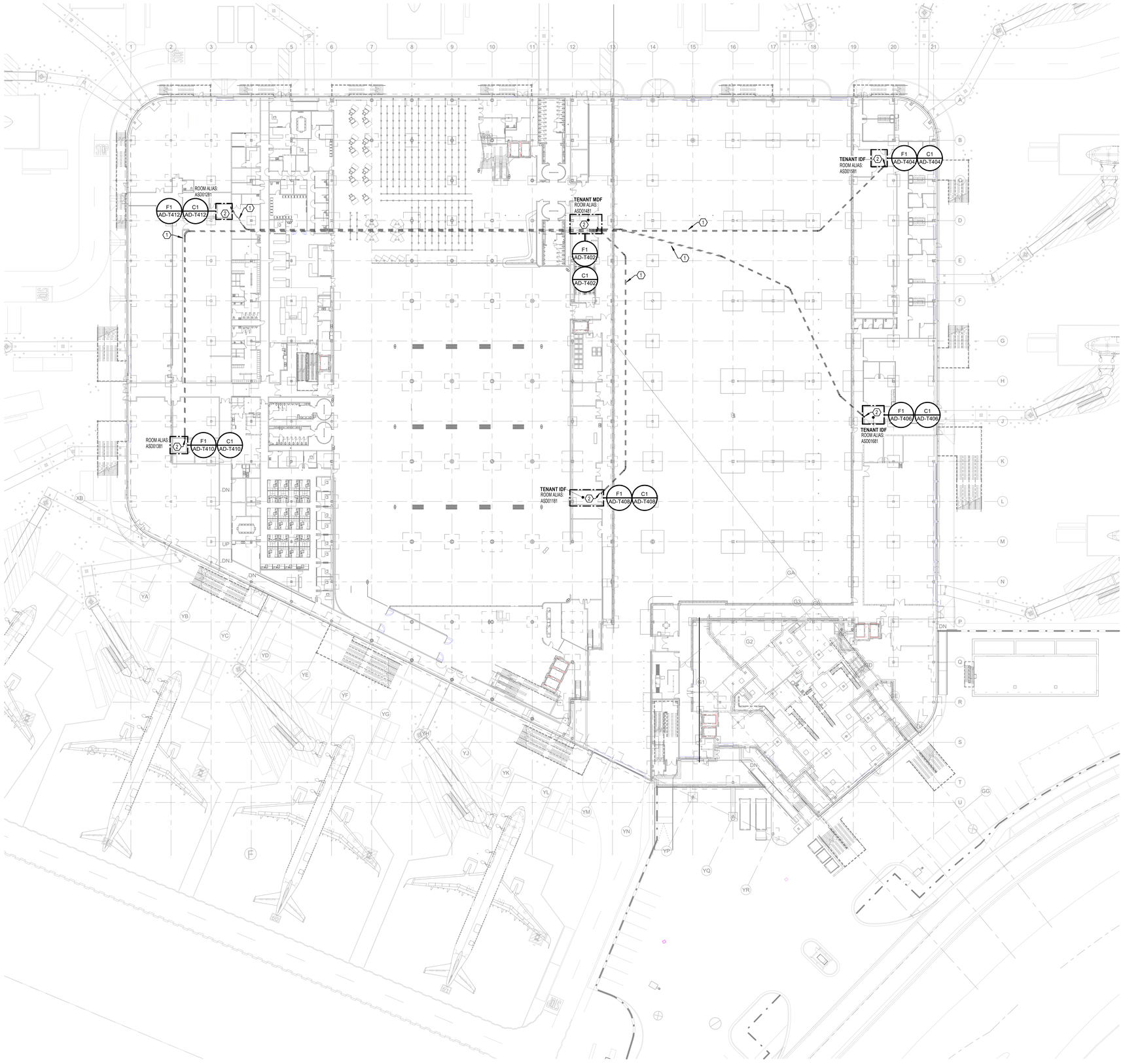

KEYNOTES:

1. PROVIDE (2) 4" CONDUIT WITH (3) INNERDUCT. REFER TO INNDERDUCT DETAIL FOR ADDITIONAL INFORMATION.

2. CONDUITS TURN UP FROM UNDERGROUND.

01-APRON - TECHNOLOGY - UNDERGROUND PATHWAY - TENANT OVERALL

0 15' 30' 45' 60' 1" = 30'-0"

A1

Tampa International Airport

Airside D Expansion
Design Development
Foundation
PackageBid/Permit Set

HCAA Project No. 8500 23

Design-Builder

HENSEL PHELPS
Plan. Build. Manage.

Hensel Phelps
Southeast District Office
6557 Hazeltine National Dr.
Orlando, FL 33301

Florida Lic: FL **CGC 1533664**

HNTB

HNTB Corporation
201 N Franklin St.
Tampa, FL 33602

FBPE Lic: **CA6500** FBAID Lic: **AA0002318**

TLC ENGINEERING SOLUTIONS
©Copyright 2019
4890 W Kennedy Blvd, Suite 250
Tampa, FL 33609
P 813.637.0110
COA 15
www.tl-engineers.com
TLC No.:T23023
THINK. LISTEN. CREATE.

State of Florida Seal

This item has been digitally signed and sealed by JOSEPH K. MOUSA on the date adjacent to the seal. Printed copies of this document are not considered signed and sealed and the signature must be verified on any electronic copies.

JOSEPH K. MOUSA LICENSED PROFESSIONAL ENGINEER STATE OF FLORIDA
NOT FOR CONSTRUCTION
04/05/25

JOSEPH K. MOUSA:
License/Registration#: PE99156
To the best of the licensed professional's knowledge and belief, these plans conform to and satisfy the Florida Building Code, Eight Edition 2023, and local codes as applicable.

KEY PLAN - AIRSIDE D

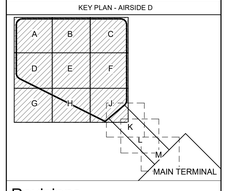

Revisions

REV	DATE	DESCRIPTION

Project No.:	68610
Drawn By:	GPM
Checked By:	SXB
Issue Date:	04/10/2025

Drawing Title:

LEVEL 1 - APRON PLAN - UNDERGROUND PATHWAY - TENANT OVERALL

Drawing No.

AD-T052.2

4/7/2025 12:16:35 PM Autodesk Docs://800-v23_TPA Airside D/TLC_TPA Airside D_Technology_R23.rvt

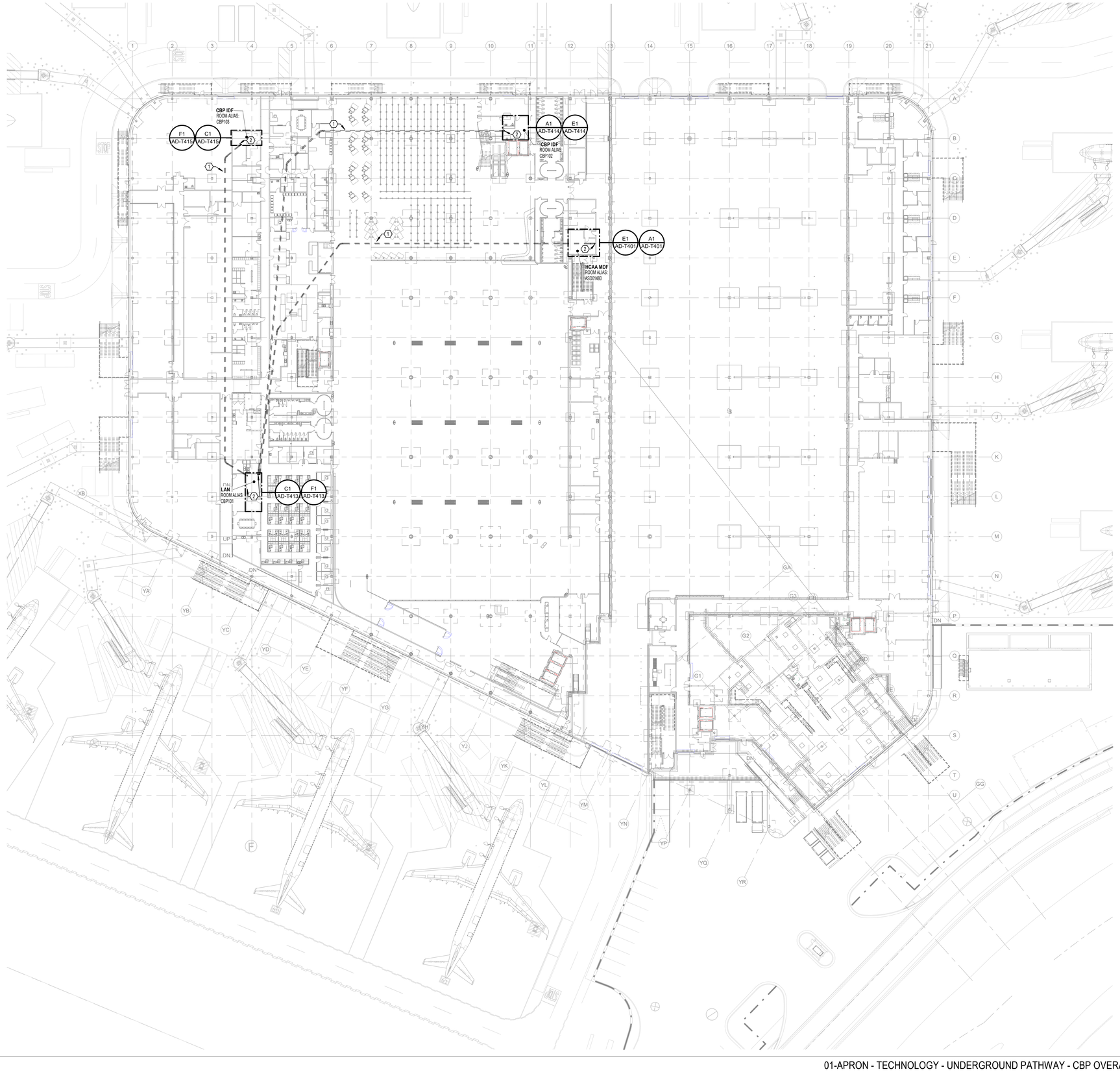

KEYNOTES

1. PROVIDE (2) 4" CONDUIT WITH (3) INNERDUCT. REFER TO INNDERDUCT DETAIL FOR ADDITIONAL INFORMATION.

2. CONDUITS TURN UP FROM UNDERGROUND.

3. PROVIDE A LARGE SWEEPING BEND ON THIS CONDUIT TO AVOID ALL FOOTINGS UNDER BUILDING AND THE TOTAL NUMBER OF BENDS AS CALLED OUT IN SPECIFICATION 270528.

01-APRON - TECHNOLOGY - UNDERGROUND PATHWAY - CBP OVERALL

1" = 30'-0"

A1

Tampa International Airport

Airside D Expansion
Design Development
Foundation
PackageBid/Permit Set

HCAA Project No. 8500 23

Design-Builder

HENSEL PHELPS
Plan. Build. Manage.

Hensel Phelps
Southeast District Office
6557 Hazeltine National Dr.
Orlando, FL 33301

Florida Lic: FL **CGC 1533664**

HNTB

HNTB Corporation
201 N Franklin St.
Tampa, FL 33602

FBPE Lic: **CA6500** FBAID Lic: **AA0002318**

TLC ENGINEERING SOLUTIONS
4890 W Kennedy Blvd, Suite 250
Tampa, FL 33609
P 813.637.0110
COA 15
www.tl-engineers.com
TLC No.:7230023
THINK. LISTEN. CREATE.

State of Florida Seal

This item has been digitally signed and sealed by JOSEPH K. MOUSA on the date adjacent to the seal. Printed copies of this document are not considered signed and sealed and the signature must be verified on any electronic copies.

JOSEPH K. MOUSA
LICENSE NO. PE99156
STATE OF FLORIDA
PROFESSIONAL ENGINEER
NOT FOR CONSTRUCTION
04/05/25

JOSEPH K. MOUSA:
License/Registration#: PE99156
To the best of the licensed professional's knowledge and belief, these plans conform to and satisfy the Florida Building Code, Eight Edition 2023, and local codes as applicable.

KEY PLAN - AIRSIDE D

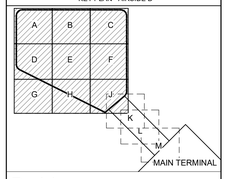

Revisions

REV	DATE	DESCRIPTION

Project No.:	68610
Drawn By:	GPM
Checked By:	SXB
Issue Date:	04/10/2025

Drawing Title:

LEVEL 1 - APRON PLAN - UNDERGROUND PATHWAY - CBP OVERALL

Drawing No.

AD-T052.3

Autodesk Docs://800-v23_TPA Airside D/TLC_TPA Airside D_Technology_R23.rvt
4/7/2025 12:18:51 PM

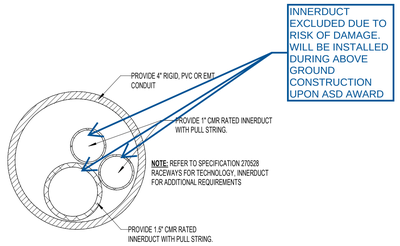

INNERDUCT, REGULAR, INSTALLATION IN 4" CONDUIT — NTS — **A3**

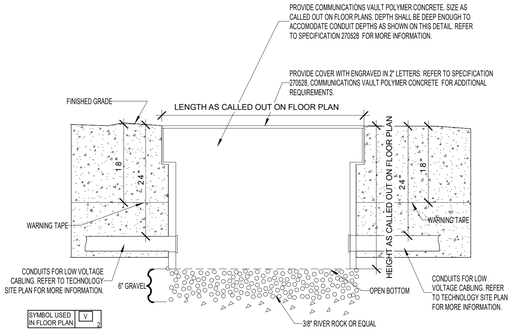

SIDE ELEVATION

COMMUNICATIONS VAULT - POLYMER CONCRETE - TYPE 2 — NTS — **G1**

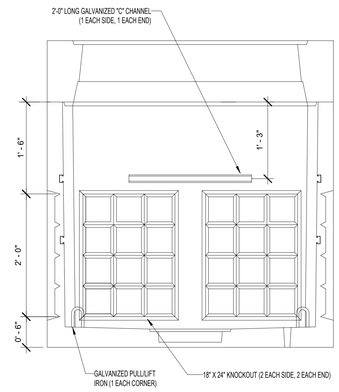

END VIEW

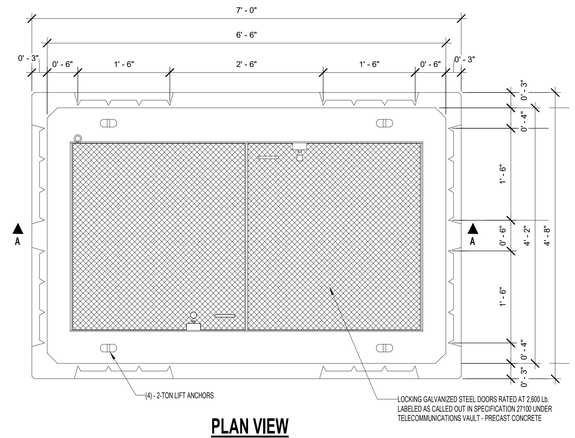

PLAN VIEW

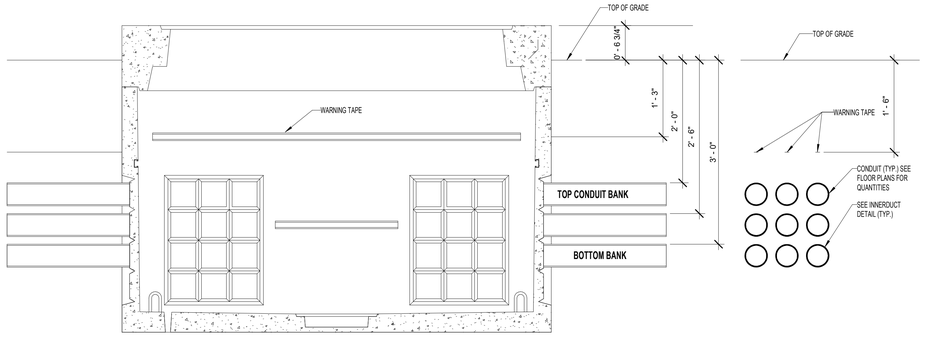

SIDE VIEW

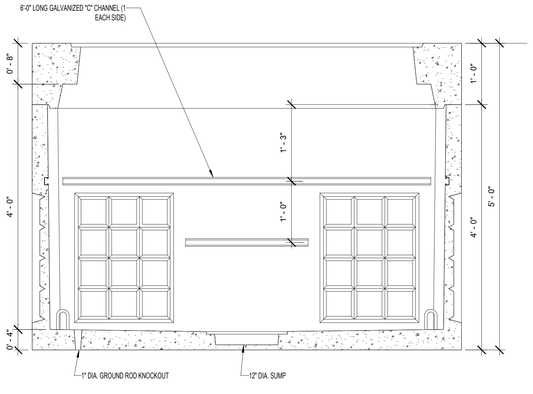

SECTION AA

COMMUNICATIONS VAULT - PRECAST CONCRETE - TYPE 1 — NTS — **A1**

Tampa International Airport

Airside D Expansion
Design Development
Foundation
PackageBid/Permit Set

HCAA Project No. 8500 23

Design-Builder

HENSEL PHELPS
Plan. Build. Manage.

Hensel Phelps
Southeast District Office
6557 Hazeltine National Dr.
Orlando, FL 33301

Florida Lic: FL **CGC 1533664**

HNTB

HNTB Corporation
201 N Franklin St.
Tampa, FL 33602

FBPE Lic: **CA6500** FBAID Lic: **AA0002318**

TLC ENGINEERING SOLUTIONS
©Copyright 2019
4890 W Kennedy Blvd, Suite 250
Tampa, FL 33609
P 813.637.0110
COA 15
www.tlc-engineers.com
TLC No.:723023
THINK. LISTEN. CREATE.

State of Florida Seal

This item has been digitally signed and sealed by JOSEPH K. MOUSA on the date adjacent to the seal. Printed copies of this document are not considered signed and sealed and the signature must be verified on any electronic copies.

JOSEPH K. MOUSA LICENSE NO. 99156 STATE OF FLORIDA PROFESSIONAL ENGINEER
NOT FOR CONSTRUCTION
04/05/25

JOSEPH K. MOUSA:
License/Registration#: PE99156
To the best of the licensed professional's knowledge and belief, these plans conform to and satisfy the Florida Building Code, Eight Edition 2023, and local codes as applicable.

KEY PLAN - AIRSIDE D

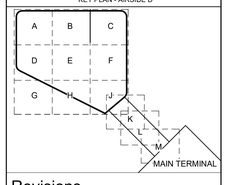

Revisions

REV	DATE	DESCRIPTION

Project No.:	68610
Drawn By:	GPM
Checked By:	SXB
Issue Date:	04/10/2025

Drawing Title:

TECHNOLOGY DETAIL

Drawing No.

AD-T701

Autodesk Docs://800-v23_TPA Airside D/TLC_TPA Airside D_Technology_R23.rvt 4/7/2025 12:16:52 PM

Design Assist Subcontractor Back-up

Foundations

APG Electric

ELECTRIC
ENGINEERING
TECHNOLOGY
LIFE SAFETY
SECURITY

June 4, 2025

Hensel Phelps
Southeast Region
6557 Hazeltine National Drive
Suite One
Orlando, FL 32822

Attn: Greg Cobb (via email: gcobb@henselphelps.com)

RE: Tampa International Airport – ASD 90% Foundation Package
Tampa, Florida
Proposal #8524

Dear Greg,

The following is our budget proposal for the electrical work in connection with the above referenced project:

Electrical work based on 90% Foundation Package plans documents dated April 10, 2025 – in full accordance with local codes and ordinances.

FOUNDATION PACKAGE BUDGET AMOUNT .....$ 3,649,089.00

PRICE BREAKDOWNS PER UNIFORMAT

D5020.70 – Facility Grounding	$	8,545.00
D5020.90 – Electrical Service & Distribution Components	$	2,813,196.00
D5030.10 – Branch Wiring System	$	220,422.00
G4010 – Site Electric Distribution Systems	$	597,667.00
G4050 – Site Lighting	$	9,259.00
Total Foundation Package Budget Amount	**$**	**3,649,089.00***

**INCLUDED DBE PARTICIPATION*	*$*	*364,900.00*

We want to thank you for the opportunity to present our proposal and look forward to working with you on this project.

Sincerely,
APG Electric, LLC.

Matthew Mercer
Chief Estimator

MM/mm

Final Pricing	Modified $	Modified %
Database Material	478,126.32	
Material Tax	35,859.47	7.500
Material Total	**513,985.79**	**7.500**
Field Labor	1,380,282.71	
Incidental Labor	238,128.00	
Labor Factoring	345,070.68	
Labor Total	**1,963,481.39**	
Equipment	164,045.00	
General Expenses	430,050.24	
Subcontracts	106,200.00	
Prime Cost	**3,177,762.42**	
Total Overhead	**.00**	**.000**
Net Cost	**3,177,762.42**	
Material Markup	77,097.87	15.000
Labor Markup	294,522.21	15.000
Equipment Markup	24,606.75	15.000
General Expense Markup	64,507.54	15.000
Subcontract Markup	10,620.00	10.000
Total Markup	**471,354.36**	**10.000**
Final Adj	-27.79	-.001
Selling Price	**3,649,089.00**	
Final Price	**3,649,089.00**	

Field Labor Type	Crew	Hours	Hourly Cost $	Extended Cost
Straight time	100.0	16,832.716	82.00	1,380,282.71
Totals	100.0	16,832.716		1,380,282.71

Incidental Labor Type	Hours	Hourly Cost $	Extended Cost
Trimble/Surveying (1 man/8hrs week/6 months)	208.000	82.00	17,056.00
QC (1 men/6 months)	1,056.000	82.00	86,592.00
Safety Man (1 men/6 months)	1,056.000	82.00	86,592.00
Site Training (4 hrs/ 10 workers)	40.000	82.00	3,280.00
Secured Badging (4 men x 4 hrs)	16.000	82.00	1,312.00
Mule Operation (4 hrs/6 months)	528.000	82.00	43,296.00
Totals	2,904.000		238,128.00

Labor Factoring Type	Labor %	Hours	Hourly Cost $	Extended Cost
TEMPORARY POWER (HISTORICAL DATA EST)	8.00	1346.62	82.00	110,422.59
Composite Clean Up	5.00	841.64	82.00	69,014.15
SAFETY	6.00	1009.96	82.00	82,816.97
QUALITY CONTROL	6.00	1009.96	82.00	82,816.97
Totals	25.00	4,208.179		345,070.68

Expense Description	Quantity	Qty Field	Duration	Cost/Unit	Net Cost	Tax %	OH %	Total
TEMPORARY POWER (HISTORICAL DATA EST)	478,126.320	Extension Total Material $	1.000	0.08	38,250.11	7.500	0.000	41,118.87
Miscellaneous Materials	478,126.320	Extension Total Material $	1.000	0.08	38,250.11	7.500	7.000	43,997.19
Electrical Permit	1.000		1.000	2,500.00	2,500.00			2,500.00
Drawing Supplies	1.000		1.000	1,500.00	1,500.00			1,500.00
Jobsite Office (Per Month)	1.000		6.000	7,500.00	45,000.00			45,000.00
Jobsite Internet (Per Month)	1.000		6.000	200.00	1,200.00			1,200.00
Storage (Each Connex Per Month)	1.000		6.000	400.00	2,400.00			2,400.00
Textura (0.22% up to $5000)	1.000		1.000	5,000.00	5,000.00			5,000.00
Drug Testing	30.000		1.000	50.00	1,500.00	7.500		1,612.50
Jobsite Septic (Per Month)	1.000		6.000	300.00	1,800.00	0.000		1,800.00
Secure Badges	4.000		1.000	75.00	300.00	0.000		300.00
Addtl Insurance Premium ($225K per year)	1.000		1.000	225,000.00	225,000.00	0.000		225,000.00
Mule Registration	1.000		1.000	100.00	100.00	0.000		100.00
Lull/Mule/Bus Fuel	1.000		6.000	200.00	1,200.00	0.000		1,200.00
Mule/Bus Maintenance	1.000		6.000	200.00	1,200.00	0.000		1,200.00
Prefab Labor Tax	1.000		1.000	8,000.00	8,000.00	0.000		8,000.00
PreFab Facility Production	1.000		6.000	8,500.00	51,000.00	0.000		51,000.00
Totals					424,200.21		None	432,928.56

Subcontract Description	Cost	Adjustment %	Adjustment $	Net Cost	Tax %	OH %	Total
BIM Modeling	46,200.00	0.000	0.00	46,200.00	0.000		46,200.00
Site Contractor	25,000.00	0.000	0.00	25,000.00		0.000	25,000.00
Concrete Ductbank (Secondary/Generator)	35,000.00	0.000	0.00	35,000.00		0.000	35,000.00
Totals				106,200.00			106,200.00

Equipment Description	Quantity	Qty Field	Duration	Cost/Unit	Net Cost	Tax %	OH %	Total
Backhoe (Monthly)	2.000		6.000	2,750.00	33,000.00	7.500		35,475.00
Trencher (Monthly)	1.000		6.000	1,100.00	6,600.00	7.500		7,095.00
10k 55' Boom Forklift Lull (Monthly)	1.000		6.000	4,000.00	24,000.00	7.500		25,800.00
Dewatering (Monthly)	1.000		6.000	3,500.00	21,000.00	7.500		22,575.00
14' Aluminium Trench Shoring (Monthly)	5.000		3.000	1,000.00	15,000.00	7.500		16,125.00
Golf Carts/Side-by-Side (Monthly)	2.000		6.000	1,000.00	12,000.00	7.500		12,900.00
Bus	1.000		1.000	35,000.00	35,000.00	7.500		37,625.00
Prefab Deliveries	1.000		6.000	1,000.00	6,000.00	7.500		6,450.00
Totals					152,600.00	None	None	164,045.00

Breakdown Description	Total Material	Total Labor
|| D5020.70 FACILITY GROUNDING	$1,225.63	37.19
|| D5020.90 ELEC SERVICE & DIST SUPP COMP	$353,409.26	13,289.12
|| D5030.10 BRANCH WIRING SYSTEM	$32,919.08	941.84
|| G4010 SITE ELECTRIC DISTRIBUTION SYSTEMS	$89,190.73	2,525.08
|| G4050 SITE LIGHTING	$1,385.37	40.28
Extension Total	$478,130.07	16,833.50

|| D5020.70 FACILITY GROUNDING

Breakdowns	Quantity	Total Material	Total Labor
1-1/4"Conduit - PVC 40 10' Lengths	160.00	$151.04	8.48
1-1/4"Elbow 90 Degree - PVC 40	22.00	$58.43	5.72
1-1/4"Elbow 90 Degree - RMC Galvanized	22.00	$371.36	7.92
1-1/4"Coupling - PVC	26.00	$11.56	.00
1-1/4"Connector - PVC Socket to Threaded	22.00	$14.41	3.08
1-1/4"Bushing Insulated Grounding - Malleable 105 Degree w/ Aluminum Lay-In Lug for Cu/Al	2.00	$16.85	.24
#1/0 GreenWire THHN / T90 - Copper	160.00	$600.54	3.52
1/8" Polytwine	176.00	$1.44	.53
INTRA-SITE MOVEMENT/STAGING (GRND)	1.00	$.00	7.70

|| D5020.90 ELEC SERVICE & DIST SUPP COMP

Breakdowns	Quantity	Total Material	Total Labor
1"Conduit - PVC 40 10' Lengths	3,535.00	$2,316.13	155.54
1-1/2"Conduit - PVC 40 10' Lengths	6,305.00	$6,860.47	409.83
3"Conduit - PVC 40 10' Lengths	2,997.00	$7,744.85	305.69
4"Conduit - PVC 40 10' Lengths	44,230.00	$157,618.03	6,413.35
6"Conduit - PVC 40 10' Lengths	620.00	$4,247.00	173.60
2"Conduit - LFMC Steel Gray	96.00	$779.50	15.17
1"Elbow 90 Degree - PVC 40	74.00	$133.33	16.28
1-1/2"Elbow 90 Degree - PVC 40	64.00	$220.15	21.76
3"Elbow 90 Degree - PVC 40	16.00	$231.57	10.88
4"Elbow 90 Degree - PVC 40	380.00	$9,434.41	399.00
1"Elbow 90 Degree - RMC Galvanized	74.00	$894.66	22.20
1-1/2"Elbow 90 Degree - RMC Galvanized	64.00	$8,591.36	30.72
3"Elbow 90 Degree - RMC Galvanized	16.00	$3,493.60	19.20
4"Elbow 90 Degree - RMC Galvanized	380.00	$102,261.80	706.80
1"Coupling - PVC	78.00	$26.47	.00
1-1/2"Coupling - PVC	70.00	$47.50	.00
3"Coupling - PVC	20.00	$46.33	.00
4"Coupling - PVC	412.00	$1,470.22	.00
1"Connector - PVC Socket to Threaded	74.00	$38.10	8.88
1-1/2"Connector - PVC Socket to Threaded	66.00	$51.74	10.56
3"Connector - PVC Socket to Threaded	16.00	$44.93	4.48
4"Connector - PVC Socket to Threaded	380.00	$1,809.52	152.00
2"Connector - Liquidtight Malleable Insulated	16.00	$946.30	4.80
1"Bushing - Plastic 105 Degree	74.00	$9.52	2.96
1-1/2"Bushing Insulated Grounding - Malleable 105 Degree w/ Aluminum Lay-In Lug for Cu/Al	4.00	$34.63	.60
3"Bushing Insulated Grounding - Malleable 105 Degree w/ Aluminum Lay-In Lug for Cu/Al	8.00	$126.36	2.24
4"Bushing Insulated Grounding - Malleable 105 Degree w/ Aluminum Lay-In Lug for Cu/Al	174.00	$3,012.98	48.72
2"Connector 90 Degree - Liquidtight Malleable	16.00	$471.74	4.80
2"Bushing - Plastic 105 Degree	16.00	$5.05	.80
#10 BlackWire THHN / T90 - Copper	3,535.00	$1,377.55	24.75
#10 GreenWire THHN / T90 - Copper	3,535.00	$1,377.55	24.75
#10 WhiteWire THHN / T90 - Copper	3,535.00	$1,377.55	24.75
1/8" Polytwine	62,289.00	$510.15	186.87
4" x 1-1/2" SpacingBase Spacers - EB / DB Duct	4,569.00	$12,027.89	182.76

4" x 1-1/2" SpacingIntermediate Spacers - EB / DB Duct	4,514.00	$11,883.11	112.85
Back Hoe 10-12 Conduits	279.00	$.00	89.28
Back Hoe 13-15 Conduits	2,230.00	$.00	802.80
Trencher 1-3 Conduits	7,340.00	$.00	146.80
2" WP THREADED CAP	16.00	$187.20	1.60
Strut Racking for Underground	1.00	$11,700.00	.00
INTRA-SITE MOVEMENT/STAGING (SERV)	1.00	$.00	2,751.07

|| D5030.10 BRANCH WIRING SYSTEM

Breakdowns	Quantity	Total Material	Total Labor
3/4"Conduit - RMC Galvanized 10' Lengths	50.00	$154.94	2.48
1"Conduit - RMC Galvanized 10' Lengths	85.00	$417.77	4.85
1-1/4"Conduit - RMC Galvanized 10' Lengths	50.00	$363.52	3.30
3"Conduit - RMC Galvanized 10' Lengths	40.00	$858.11	6.16
3/4"Conduit - PVC 40 10' Lengths	638.00	$291.12	22.97
1"Conduit - PVC 40 10' Lengths	948.00	$621.13	41.71
1-1/4"Conduit - PVC 40 10' Lengths	875.00	$826.00	46.38
2"Conduit - PVC 40 10' Lengths	752.00	$1,020.46	57.15
3"Conduit - PVC 40 10' Lengths	1,744.00	$4,506.84	177.89
3/4"Conduit - LFMC Steel Gray	136.00	$340.52	6.73
3/4"Elbow 90 Degree - PVC 40	16.00	$18.72	3.04
1"Elbow 90 Degree - PVC 40	24.00	$43.24	5.28
1-1/4"Elbow 90 Degree - PVC 40	24.00	$63.74	6.24
2"Elbow 90 Degree - PVC 40	12.00	$56.86	4.80
3"Elbow 90 Degree - PVC 40	48.00	$694.70	32.64
3/4"Elbow 90 Degree - RMC Galvanized	36.00	$278.28	9.36
1"Elbow 90 Degree - RMC Galvanized	24.00	$290.16	7.20
1-1/4"Elbow 90 Degree - RMC Galvanized	44.00	$742.72	15.84
2"Elbow 90 Degree - RMC Galvanized	12.00	$1,991.28	7.20
3"Elbow 90 Degree - RMC Galvanized	64.00	$13,974.40	76.80
3/4"Coupling - PVC	24.00	$5.34	.00
1"Coupling - PVC	36.00	$12.21	.00
1-1/4"Coupling - PVC	28.00	$12.45	.00
2"Coupling - PVC	24.00	$19.09	.00
3"Coupling - PVC	52.00	$120.46	.00
3/4"Coupling - RMC Galvanized	45.00	$115.65	.00

1-1/4"Coupling - RMC Galvanized	45.00	$232.65	.00
3"Coupling - RMC Galvanized	36.00	$996.12	.00
3/4"Connector - Liquidtight Malleable Insulated	17.00	$131.63	2.89
3/4"Connector - PVC Socket to Threaded	16.00	$6.36	1.60
1"Connector - PVC Socket to Threaded	24.00	$12.36	2.88
1-1/4"Connector - PVC Socket to Threaded	24.00	$15.72	3.36
2"Connector - PVC Socket to Threaded	12.00	$13.34	2.16
3"Connector - PVC Socket to Threaded	48.00	$134.78	13.44
3/4"Connector 90 Degree - Liquidtight Malleable	17.00	$52.71	2.89
3/4"Bushing - Plastic 105 Degree	60.00	$4.91	1.80
1"Bushing - Plastic 105 Degree	58.00	$7.46	2.32
1-1/4"Bushing - Plastic 105 Degree	10.00	$1.87	.40
3"Bushing - Plastic 105 Degree	8.00	$6.18	.56
1-1/4"Bushing Insulated Grounding - Malleable 105 Degree w/ Aluminum Lay-In Lug for Cu/Al	12.00	$101.09	1.44
2"Bushing Insulated Grounding - Malleable 105 Degree w/ Aluminum Lay-In Lug for Cu/Al	6.00	$37.91	1.08
3"Bushing Insulated Grounding - Malleable 105 Degree w/ Aluminum Lay-In Lug for Cu/Al	24.00	$379.08	6.72
3/4"Locknut - Steel	20.00	$1.64	.80
1"Locknut - Steel	68.00	$11.06	3.40
1-1/4"Locknut - Steel	20.00	$3.74	1.00
3"Locknut - Steel	16.00	$15.91	1.44
3/4" GRC EX Hanging Material	7.00	$4.76	2.03
1-1/4" GRC EX Hanging Material	7.00	$6.65	2.10
3" GRC EX Hanging Material	5.00	$12.15	1.85
#10 BlackWire THHN / T90 - Copper	510.00	$198.74	3.57
#10 GreenWire THHN / T90 - Copper	170.00	$66.25	1.19
#10 BlackWire THHN / T90 - Copper Solid	281.00	$109.37	1.97
#10 GreenWire THHN / T90 - Copper Solid	94.00	$36.58	.66
1/8" Polytwine	5,604.00	$45.90	16.81
4" x 1-1/2" SpacingBase Spacers - EB / DB Duct	262.00	$689.72	10.48
4" x 1-1/2" SpacingIntermediate Spacers - EB / DB Duct	262.00	$689.72	6.55
#10Power Termination Per Wire to 600V	68.00	$.00	6.80
Back Hoe 4-6 Conduits	146.00	$.00	29.20
Back Hoe 10-12 Conduits	146.00	$.00	46.72
Trencher 1-3 Conduits	1,190.00	$.00	23.80
QUAZITE BOX	1.00	$1,053.00	5.00

INTRA-SITE MOVEMENT/STAGING (BRANCH)	1.00	$.00	194.92

|| G4010 SITE ELECTRIC DISTRIBUTION SYSTEMS

Breakdowns	Quantity	Total Material	Total Labor
4"Conduit - PVC 40 10' Lengths	7,495.00	$26,709.18	1,086.78
4"Elbow 90 Degree - PVC 40	192.00	$4,766.86	201.60
4"Elbow 90 Degree - RMC Galvanized	192.00	$51,669.12	357.12
4"Coupling - PVC	196.00	$699.43	.00
4"Connector - PVC Socket to Threaded	192.00	$914.28	76.80
4"Bushing Insulated Grounding - Malleable 105 Degree w/ Aluminum Lay-In Lug for Cu/Al	24.00	$415.58	6.72
1/8" Polytwine	8,245.00	$67.53	24.74
4" x 1-1/2" SpacingBase Spacers - EB / DB Duct	750.00	$1,974.38	30.00
4" x 1-1/2" SpacingIntermediate Spacers - EB / DB Duct	750.00	$1,974.38	18.75
Back Hoe 10-12 Conduits	625.00	$.00	200.00
INTRA-SITE MOVEMENT/STAGING (SITE)	1.00	$.00	522.58

|| G4050 SITE LIGHTING

Breakdowns	Quantity	Total Material	Total Labor
3/4"Conduit - PVC 40 10' Lengths	205.00	$93.54	7.38
1"Conduit - PVC 40 10' Lengths	206.00	$134.97	9.06
3/4"Elbow 90 Degree - PVC 40	4.00	$4.68	.76
1"Elbow 90 Degree - PVC 40	4.00	$7.21	.88
3/4"Elbow 90 Degree - RMC Galvanized	4.00	$30.92	1.04
1"Elbow 90 Degree - RMC Galvanized	4.00	$48.36	1.20
3/4"Coupling - PVC	8.00	$1.78	.00
1"Coupling - PVC	8.00	$2.71	.00
3/4"Connector - PVC Socket to Threaded	4.00	$1.59	.40
1"Connector - PVC Socket to Threaded	4.00	$2.06	.48
3/4"Bushing - Plastic 105 Degree	4.00	$.33	.12
1"Bushing - Plastic 105 Degree	4.00	$.51	.16
1/8" Polytwine	452.00	$3.70	1.36
Trencher 1-3 Conduits	205.00	$.00	4.10
QUAZITE BOX	1.00	$1,053.00	5.00
INTRA-SITE MOVEMENT/STAGING (SITE LTG)	1.00	$.00	8.34

Design Assist Subcontractor Back-up

Foundations

BCH Mechanical

BCH Mechanical Office
6354 118th Avenue N.
Largo, Florida 33773
Phone: 727.546.3561
Fax: 727.545.1801

6/20/2025

Dariel Lane
Hensel Phelps
777 South Harbour Island Blvd.
Suite 390
Tampa, FL 33602

Email: dlane1@henselphelps.com

RE: TPA Airside D – Foundations Package
4100 George J Bean Parkway, Tampa, FL 33607

Dear Dariel:

BCH Mechanical is pleased to offer the following HVAC proposal for the above referenced project. The scope is based on mechanical drawings AD-M002 – AD-M700 and associated specifications. There are no addenda acknowledged. The drawings were prepared by TLC Engineering dated 06/12/25. Our price includes the following:

HVAC – Furnish and Install

1. Condenser water pipe, valves and fittings below and above grade to be polypropylene pipe and fittings with butt fusion joints.
2. Schedule 40 carbon steel sleeves for piping below footers.
3. Excavation, backfill, and compaction of mechanical pipe trenches.
4. Pressure testing.
5. Permits.
6. One (1) 2" conduit for future BMS control wiring.
7. All work to be free of defects in workmanship and materials for a period of one (1) year warranty and is to meet all state, local and governing codes.

HVAC Base Budget **$ 324,000.71**

We appreciate the opportunity to provide this proposal and look forward to working with you on this project. If you have any questions, please do not hesitate to contact me here in the office at 727-546-3561.

Sincerely,

BCH Mechanical

Chris Johnson

Chris Johnson
Chief Estimator

Bids/1201R2/TPA Airside D – Foundations Package – Mechanical

Subcontract Change Order Request
Pricing Detail

BCH Mechanical			6/20/2025		TPA Airside D
TPA Airside D - Foundations - Mechanical			**Project #**	**24-1201**	
Scope of Work	**Unit**	**Quantity**	**Unit Cost**	**Total Amount**	**Total Amount**
Materials / Miscellaneous					
Condenser Water Piping		1	$111,737.00	111,737.00	
Sleeves		1	$3,745.00	3,745.00	
			Total Materials	115,482.00	
			Taxes : 7.50%	$ 8,661.15	
			Subtotal	**$ 124,143.15**	
Labor					
Total HVAC Piping Installation Hours	**680**				
HVAC Piping Superintendent	Hr.	68	$ 152.81	10,391.08	
HVAC Piping Foreman	Hr.	34	$ 134.57	4,575.38	
HVAC Piping Mechanic	Hr.	476	$ 101.50	48,314.00	
HVAC Piping Apprentice	Hr.	204	$ 86.93	17,733.72	
Total Sheet Metal Installation Hours	**0**				
Sheet Metal Superintendent	Hr.	0	$ 152.81	0.00	
Sheet Metal Foreman	Hr.	0	$ 134.57	0.00	
Sheet Metal Mechanic	Hr.	0	$ 101.50	0.00	
Sheet Metal Apprentice	Hr.	0	$ 86.93	0.00	
Total Plumbing Installation Hours	**0**				
Plumbing Superintendent	Hr.	0	$ 152.81	0.00	
Plumbing Foreman	Hr.	0	$ 134.57	0.00	
Plumbing Mechanic	Hr.	0	$ 101.50	0.00	
Plumbing Apprentice	Hr.	0	$ 86.93	0.00	
Other Labor					
Laborer/Helper	Hr.	34	$ 62.55	2,126.70	
QA/QC	Hr.	34	$ 140.90	4,790.60	
Safety Manager	Hr.	34	$ 140.90	4,790.60	
BIM Manager	Hr.	7	$ 171.25	1,164.50	
CAD Designer	Hr.	41	$ 134.80	5,499.84	
			Total Labor	**99,386.42**	
Subcontracts					
Johnson Controls				19,477.00	
			Total Subcontracts	**$ 19,477.00**	
Equipment					
Fusion Rental	Mo.	2	12,000.00	$ 24,000.00	
Backhoe	Mo.	2	1,900.00	$ 3,800.00	
Lull	Mo.	2	3,000.00	$ 6,000.00	
Compactor	Mo.	2	890.00	$ 1,780.00	
UTV	Mo.	2	500.00	$ 1,000.00	
Connex	Mo.	2	1,500.00	$ 3,000.00	
				$ -	
				$ -	
				$ -	
				$ -	
			Total Equipment	**$ 39,580.00**	
Schedule					
Anticipated Start Date					
Schedule Duration in Weeks					
Contractor to provide detailed construction schedule after CO execution					
				Subtotal	$ 282,586.57
				Bond 1%	$ -
				Prime Trade Fee 15%	$ 39,466.44
				Lower Tier Sub Fee 10%	$ 1,947.70
				Total	**$ 324,000.71**

BCHMechanical

Project Name:	**TPA ASD Foundations CU**
Bid ID:	**24-1201TJHF**
Report Time:	**6/20/2025 1:35 PM**
Profile Name:	**Standard**
Labor Book:	**BCH Custom**
Scoped By:	**Base Bid; System: Condenser U/G;**

AutoBid Version: 2021 v1

BCHMechanical

There were no calculation messages.
Project Name: TPA ASD Foundations CU
Bid ID: 24-1201TJHF
Data Calculated: 6/20/2025 11:13:05 AM
Base Bid; System: Condenser U/G;

Report Time: 6/20/2025 1:35:33 PM

Pipe

HDPE

Item	Size	Qty	Unit Lab Hr	Total Hrs
A53 ERW				
	24	230	1.23	284
Carbon Steel - Plain End Black Sch 40 - ButtWld Totals:				
		230		**284**
Pipe Totals:		**230**		**284**

Fittings

HDPE

Item	Size	Qty	Price	Mat. Cost	Unit Lab Hr	Total Hrs
90 Deg Elbow LR						
	24	13			21.61	281
Carbon Steel - Butt Weld, Std Wt - ButtWld Totals:						
		13				**281**
Fittings Totals:		**13**				**281**

Pipe Cut

Pipe Cut with Cutters - Cutters

Item	Size	Qty	Unit Lab Hr	Total Hrs
PIPE CUT				
	24	9	0.00	0
Carbon Steel - Pipe Cut with Cutters - Cutters Totals:				
		9		**0**
Pipe Cut Totals:		**9**		**0**

Plug Item

- Plug Item -

Item	Size	Qty	Unit Lab Hr	Total Hrs
Trenching*				
		1	115.00	115
- Plug Item - Totals:				
		1		**115**
Plug Item Totals:		**1**		**115**

	Total Hrs
Grand Totals	**680**

* Items flagged with an asterisk may have their price and labor overwritten in Excel's Rapid Reports

QUOTATION

Florida Industrial Products, Inc.

P.O. Box 5137
Tampa, FL 33675-5137
USA
813-247-5356

Order Number	
1048362	
Order Date	Page
04/04/2025 11:30:34	1 of 2

Bill To:
BCH MECHANICAL INC
6354 118TH AVE NORTH
LARGO, FLORIDA 33773
US

727 546-3561
Attn: ACCOUNTS PAYABLE

Ship To:
BCH C/O SHOP
6354 118th Avenue N
Largo, FL 33773

Requested By: BRADY GRIMM

Customer ID: 10737

PO Number	*Ship Route*	*Taker*
	WEST	BATKINSON

Quantities					*Item ID* *Item Description*	*Pricing UOM*	*Unit Price*	*Extended Price*
Ordered	*Allocated*	*Remaining*	*UOM*	*Disp.*				
247.00	0.00	247.00	EA		2017630042	EA	298.4400	73,714.68
	Req'd: 04/04/2025				24 AQUATHERM BLUE SDR17.6 PPRCT PIPE			
13.00	0.00	13.00	EA		9797462154	EA	2,242.8000	29,156.40
	Req'd: 04/04/2025				24 AQUATHERM BLUE 90 ELL			
4.00	0.00	4.00	EA		9792915554	EA	1,000.1600	4,000.64
	Req'd: 04/04/2025				24 AQUATHERM BUTT FUSION FLG ADAPT			
4.00	0.00	4.00	EA		9793815754	EA	342.8800	1,371.52
	Req'd: 04/04/2025				24 AQUATHERM FLANGE RING			
8.00	0.00	8.00	EA		24 260 HDG CLEVIS	EA	150.8791	1,207.03
	Req'd: 04/04/2025				24 FIG 260 HDG CLEVIS HGR W/EG FASTNERS			
32.00	0.00	32.00	EA		100C7200MFSG/55Y/TA	EA	61.4634	1,966.83
	Req'd: 04/04/2025				1 X 72 MFG A/T STUD GR55 HDG			
8.00	0.00	8.00	EA		100R600AWGZ	EA	10.2439	81.95
	Req'd: 04/04/2025				1 X 6 WEDGE ANCHOR ZINC			
4.00	0.00	4.00	EA		1702-15092	EA	19.9285	79.71
	Req'd: 04/04/2025				24 X1/8 150# RUBBER FLFACE GASKET			
24.00	0.00	24.00	EA		100CNF2G	EA	0.8323	19.98
	Req'd: 04/04/2025				1-8 FINISHED HEX NUT HDG			
24.00	0.00	24.00	EA		100NWF2G	EA	5.7622	138.29
	Req'd: 04/04/2025				1 USS F/W HDG			$111,737.03
1.00	0.00	1.00	EA		DAILY RENTAL FEE	EA	600.0000	600.00

QUOTATION

Florida Industrial Products, Inc.

P.O. Box 5137
Tampa, FL 33675-5137
USA
813-247-5356

Order Number	
1048362	
Order Date	Page
04/04/2025 11:30:34	2 of 2

Quantities					Item ID / Item Description	Pricing UOM	Unit Price	Extended Price
Ordered	Allocated	Remaining	UOM	Disp.				
	Req'd: 04/07/2025				DAILY RENTAL FEE RITMO DELTA 630 EASY LIFE UNIT			
1.00	0.00	1.00	EA		WEEKLY RENTAL FEE WEEKLY RENTAL FEE RITMO DELTA 630 EASY LIFE UNIT	EA	3,000.0000	3,000.00
	Req'd: 04/07/2025							
1.00	0.00	1.00	EA		MONTHLY RENTAL FEE MONTHLY RENTAL FEE RITMO DELTA 630 EASY LIFE UNIT	EA	12,000.0000	12,000.00
	Req'd: 04/07/2025							

Total Lines: 13

SUB-TOTAL:	127,337.03
TAX:	7,690.22
AMOUNT DUE:	**135,027.25**

U.S. Dollars

PROPOSAL

Building Efficiency Group
3802 Sugar Palm
Tampa Florida 33619
Cell (813) 241-5164

To: Mechanical Contractors

Project: TIA – Airside D Foundation Package

RE: Johnson Controls - Metasys HVAC Controls

Date: 04/07/2025

We are pleased to offer the following controls pricing for the TIA Airside D Foundation Package. This proposal is based on drawings only dated 03/21/2025 by TLC Engineering. This proposal is in accordance with Johnson Controls standard Terms and Conditions included at the end of this document.

BUILDING CONTROLS

COOLING TOWER

- Furnish & Install (1) 2" schedule 80 PVC conduit from the CEP to the Cooling Tower Yard
- Conduit to be stubbed up 12" on each end
- *All Excavation, Backfilling, Duct Bank, Concrete, or anything else unless mentioned above is NOT included.*

Price in accordance with Johnson Controls standard terms and conditions,

Price for work stated above $19,477.00

DELAYS, COSTS AND EXTENSIONS OF TIME.

JCI's time for performance of the Work shall be extended for such reasonable time as JCI is delayed due to causes reasonably beyond JCI's control, whether such causes are foreseeable or unforeseeable, including pandemics such as coronavirus (provisionally named SARS-CoV-2, with its disease being named COVID-19) including, without limitation, labor, parts or equipment shortages. To the extent JCI or its subcontractors expend additional time or costs related to conditions or events set forth in this provision, including without limitation, expedited shipping, hazard pay associated with site conditions, additional PPE requirements, additional time associated with complying with social distancing or hygiene requirements, or additional access restrictions, the Contract Sum shall be equitably adjusted.

TRAINING / WARRANTY

- Does not Includes any owner training.
- Includes warranty for (1) year from date of owner's acceptance of certificate of substantial completion.

CLARIFICATIONS:

- Includes Johnson Controls Metasys® Software.
- Includes project management, engineering, and programming/commissioning.
- Pricing based on normal working hours (Monday - Friday) No overtime work is included in above pricing.

EXCLUSIONS:

- Any electric meter, water meter and gas meter.
- Furnishing, installation and wiring of VFDs.
- Furnishing, installation and wiring of smoke detectors, smoke dampers, combination fire/smoke dampers and fire dampers and associated actuators and wiring unless noted in scope above.
- Fire sequencing, smoke sequencing, etc.
- Installation of dampers, Airflow measuring stations, valves, immersion wells, pressure taps or flow meters as listed in the above scope of work.
- Patch, Repair, Finishing and Painting for Relocations to be provided and performed by others.
- Any Demolish of Existing Pneumatic Tubing
- Third Party Commissioning.

This proposal is hereby accepted, and Johnson Controls, Inc. is authorized to proceed with the work, subject however, to credit approval by Johnson Controls, Inc., Milwaukee, Wisconsin.

This proposal is valid until for

30 Days

Johnson Controls, Inc.

CUSTOMER SIGNATURE

NAME: _____

P.O. #: _____

_____

DATE: _____

JOHNSON CONTROLS, INC. SIGNATURE

NAME: STEVE GALLETTE

TITLE: SALES ENGINEER

(813) 241-5164

INITIALS: _____

TAMPA Winsupply COMPANY
PLUMBING AND MECHANICAL PVF

7040 ANDERSON RD
TAMPA, FL 33634

PHONE (813) 249-8612
FAX (813) 249-8514

Job Name
30" Steel Pipe

Quote No.	Date	Page
0111697	6/19/25	1
Expiration Date		7/19/25
Revised Date		6/19/25
Bid Due Date		6/19/25

Quoted To Customer

BCH MECHANICAL LLC
6354 118TH AVE
LARGO, FL 33773-3728

Phone (727) 546-3561
Fax (727) 545-1801

Quoted By

Benjamin Karlson
bskarlson@winsupply.com
(810) 986-6791

Customer	Payment Terms	Quoted To	Salesperson	FOB
000155	3% 10 DAYS, NET 30	Purchasing Departmnet	BENJAMIN KARLSON	S

Line	Qty.	D e s c r i p t i o n	Unit Price	UOM	Extended Price
1.0	21	30"X21' STD ERW BLK PIPE	178.3125	EA	3744.56

Tax Area Id		
	Net Sales	3,744.56
	Freight	.00
	Tax	262.12
	Quotation Total	4,006.68

Design Assist Subcontractor Back-up

Foundations

BCH Plumbing

BCH Mechanical Office
6354 118th Avenue N.
Largo, Florida 33773
Phone: 727.546.3561
Fax: 727.545.1801

06/23/2025

Dariel Lane
Hensel Phelps
777 South Harbour Island Blvd.
Suite 390
Tampa, FL 33602

Email: dlane1@henselphelps.com

RE: TPA Airside D – Foundations Package
4100 George J Bean Parkway, Tampa, FL 33607

Dear Dariel:

BCH Mechanical is pleased to offer the following plumbing proposal for the above referenced project. The scope is based on plumbing drawings AD-P003 – AD-P104J and associated specifications. There are no addenda acknowledged. The drawings were prepared by TLC Engineering dated 05/12/25. Our price includes the following:

PLUMBING- Furnish and Install

1. Sanitary waste, Oil waste, Storm, and Condensate piping below grade to be Schedule 40 PVC DWV pipe and fittings with solvent welded joints.
2. Domestic water piping below grade to be Type K hard copper tubing and wrought copper fittings and brazed joints for piping 4" and smaller. Ductile iron pipe and fittings with mechanical joints shall be used for piping 6" and larger.
3. Twenty (20) Schedule 40 carbon steel sleeves through building footers per drawing notes.
4. Excavation and backfill of plumbing trenches.
5. Sleeve openings at footer forms by others. BCH to layout required opening in formwork.
6. Permits.
7. All work to be free of defects in workmanship and materials for a period of one (1) year warranty and is to meet all state, local and governing codes.

Plumbing Base Budget **$ 1,679,047.79**

We appreciate the opportunity to provide this proposal and look forward to working with you on this project. If you have any questions, please do not hesitate to contact me here in the office at 727-546-3561.

Sincerely,

BCH Mechanical

Chris Johnson

Chris Johnson
Chief Estimator

Bids/1201R3/TPA Airside D – Foundations Package-Plumbing

Subcontract Change Order Request
Pricing Detail

BCH Mechanical			6/23/2025		TPA Airside D
TPA Airside D - Foundations - Plumbing			Project #	24-1201	
Scope of Work	**Unit**	**Quantity**	**Unit Cost**	**Total Amount**	**Total Amount**
Materials / Miscellaneous					
Plumbing Materials	1	1	$344,501.00	344,501.00	
				-	
			Total Materials	344,501.00	
			Taxes : 7.50%	$ 25,837.58	
			Subtotal	**$ 370,338.58**	
Labor					
Total HVAC Piping Installation Hours	**0**				
HVAC Piping Superintendent	Hr.	0	$ 152.81	0.00	
HVAC Piping Foreman	Hr.	0	$ 134.57	0.00	
HVAC Piping Mechanic	Hr.	0	$ 101.50	0.00	
HVAC Piping Apprentice	Hr.	0	$ 86.93	0.00	
Total Sheet Metal Installation Hours	**0**				
Sheet Metal Superintendent	Hr.	0	$ 152.81	0.00	
Sheet Metal Foreman	Hr.	0	$ 134.57	0.00	
Sheet Metal Mechanic	Hr.	0	$ 101.50	0.00	
Sheet Metal Apprentice	Hr.	0	$ 86.93	0.00	
Total Plumbing Installation Hours	**6920**				
Plumbing Superintendent	Hr.	692	$ 152.81	105,744.52	
Plumbing Foreman	Hr.	346	$ 134.57	46,561.22	
Plumbing Mechanic	Hr.	4844	$ 101.50	491,666.00	
Plumbing Apprentice	Hr.	2076	$ 86.93	180,466.68	
Other Labor					
Laborer/Helper	Hr.	346	$ 62.55	21,642.30	
QA/QC	Hr.	346	$ 140.90	48,751.40	
Safety Manager	Hr.	346	$ 140.90	48,751.40	
BIM Manager	Hr.	69	$ 171.25	11,850.50	
CAD Designer	Hr.	415	$ 134.80	55,968.96	
			Total Labor	**1,011,402.98**	
Subcontracts					
			Total Subcontracts	**$ -**	
Equipment					
Backhoe	Mo.	5	1,900.00	$ 9,500.00	
Backhoe	Mo.	5	1,900.00	$ 9,500.00	
Mini Excavator	Mo.	5	1,800.00	$ 9,000.00	
Compactor	Mo.	5	890.00	$ 4,450.00	
Compactor	Mo.	5	890.00	$ 4,450.00	
Compactor	Mo.	5	890.00	$ 4,450.00	
Connex	Mo.	5	1,500.00	$ 7,500.00	
Compactor	Mo.	5	890.00	$ 4,450.00	
UTV	Mo.	5	500.00	$ 2,500.00	
Lull	Mo.	5	3,000.00	$ 15,000.00	
Connex	Mo.	5	1,500.00	$ 7,500.00	
			Total Equipment	**$ 78,300.00**	
Schedule					
Anticipated Start Date					
Schedule Duration in Weeks					
Contractor to provide detailed construction schedule after CO execution					
				Subtotal	$ 1,460,041.56
				Bond 1%	$ -
				Prime Trade Fee 15%	$ 219,006.23
				Lower Tier Sub Fee 10%	$ -
				Total	**$ 1,679,047.79**

BCHMechanical

Project Name:	**TPA ASD Foundations PLBG AD 1**
Bid ID:	**24-1201CJF1**
Report Time:	**6/23/2025 8:27 AM**
Profile Name:	**Standard**
Labor Book:	**BCH Custom**
Scoped By:	**Base Bid; System: ALL;**

AutoBid Version: 2021 v1

BCHMechanical

There were 4 calculation messages.

Project Name: TPA ASD Foundations PLBG AD 1

Page: 1 of 5

Bid ID: 24-1201CJF1

Report Time: 6/23/2025 8:27 AM

Data Calculated: 6/23/2025 8:27:00 AM

Base Bid; System: ALL;

Pipe

Copper - Type K - 95/5

Item	Size	Qty	Price	Mat. Cost	Unit Lab Hr	Total Hrs
Hard Tube						
	1-1/4	57	26.94	1,526	0.09	5
	2	38	52.34	2,007	0.10	4
	3	145	108.17	15,671	0.16	23
	4	68	188.45	12,852	0.21	15
Copper - Type K - 95/5 Totals:						
		308		**32,057**		**46**

Ductile Iron - Mechanical Joint - MechJnt

Item	Size	Qty	Price	Mat. Cost	Unit Lab Hr	Total Hrs
Class 52						
	6	38	75.00	2,866	0.28	11
Ductile Iron - Mechanical Joint - MechJnt Totals:						
		38		**2,866**		**11**

PVC - Plain End Plastic Sch 40 - SolvWld

Item	Size	Qty	Price	Mat. Cost	Unit Lab Hr	Total Hrs
Pipe						
	3	4,662	7.92	36,925	0.07	349
	4	3,381	10.65	36,005	0.10	325
	6	2,771	20.15	55,831	0.13	355
	8	534	31.35	16,749	0.16	86
	10	26	44.17	1,148	0.20	5
PVC - Plain End Plastic Sch 40 - SolvWld Totals:						
		11,375		**146,658**		**1,119**
Pipe Totals:		**11,721**		**181,581**		**1,176**

Nipples

PVC - Plain End Sch 40 - Thread

Item	Size	Qty	Price	Mat. Cost	Unit Lab Hr	Total Hrs
Nipple						
	3	1	12.90	13	0.08	0
	4	23	19.35	445	0.08	2
	6	47	29.03	1,364	0.14	6
	8	5	38.70	194	0.17	1
PVC - Plain End Sch 40 - Thread Totals:						
		76		**2,016**		**9**
Nipples Totals:		**76**		**2,016**		**9**

Fittings

BCHMechanical

There were 4 calculation messages.
Project Name: TPA ASD Foundations PLBG AD 1
Bid ID: 24-1201CJF1
Data Calculated: 6/23/2025 8:27:00 AM
Base Bid; System: ALL;

Report Time: 6/23/2025 8:27 AM

Fittings

Copper - Pressure - 95/5

Item	Size	Qty	Price	Mat. Cost	Unit Lab Hr	Total Hrs
45 Deg Elbow						
	3	2	51.39	103	1.73	3
90 Deg Elbow						
	1-1/4	4	7.41	30	0.76	3
	2	6	20.40	122	0.92	5
	3	15	52.87	793	1.76	26
	4	4	115.81	463	2.35	9
Coupling						
	1-1/4	2	4.65	9	0.76	2
	3	4	28.68	115	1.73	7
	4	2	63.15	126	2.30	5
Copper - Pressure - 95/5 Totals:						
		39		**1,761**		**61**

Ductile Iron - MJ x MJ, 150 PSI - MechJnt

Item	Size	Qty	Price	Mat. Cost	Unit Lab Hr	Total Hrs
90 Degree Bend						
	6	2	556.50	1,113	4.41	9
Ductile Iron - MJ x MJ, 150 PSI - MechJnt Totals:						
		2		**1,113**		**9**

PVC - Hub x Hub Plastic DWV - SolvWld

Item	Size	Qty	Price	Mat. Cost	Unit Lab Hr	Total Hrs
1/16 Bend						
	3	12	36.04	432	0.35	4
	4	3	56.93	171	0.52	2
	6	7	328.81	2,302	0.89	6
1/4 Bend						
	3	300	41.09	12,326	0.36	109
	4	155	81.15	12,578	0.53	83
	6	57	284.20	16,199	0.92	52
	8	38	367.19	13,953	1.25	47
	10	4	22.39	90	1.66	7
1/4 Bend Red						
	4x3	1	10.56	11	0.53	1
1/8 Bend						
	3	149	36.83	5,487	0.35	52
	4	82	67.39	5,526	0.52	43
	6	27	249.05	6,724	0.89	24
	8	2	326.07	652	1.21	2
Combination - Red						
	4x4x3	1	21.45	21	0.80	1
Coupling						

BCHMechanical

There were 4 calculation messages.
Project Name: TPA ASD Foundations PLBG AD 1
Bid ID: 24-1201CJF1
Data Calculated: 6/23/2025 8:27:00 AM
Base Bid; System: ALL;

Report Time: 6/23/2025 8:27 AM

Fittings

PVC - Hub x Hub Plastic DWV - SolvWld

Item	Size	Qty	Price	Mat. Cost	Unit Lab Hr	Total Hrs
Coupling						
	3	78	19.93	1,555	0.35	27
	4	84	33.89	2,847	0.51	43
	6	87	110.81	9,641	0.87	76
	8	13	184.17	2,394	1.18	15
P-Trap						
	3	76	135.20	10,275	0.47	36
	4	1	325.58	326	0.58	1
	6	2	37.91	76	1.05	2
Reducing Coupling						
	4x3	27	60.52	1,634	0.46	12
	6x3	23	4.04	93	0.88	20
	6x4	29	32.01	928	1.35	39
	8x4	4	344.55	1,378	2.03	8
	8x6	2	640.93	1,282	1.35	3
San Tee						
	4	1	109.40	109	0.77	1
	6	1	439.20	439	1.32	1
Wye						
	3	110	75.01	8,251	0.51	56
	4	70	136.06	9,524	0.78	54
	6	58	392.77	22,780	1.32	77
	8	5	692.47	3,462	1.88	9
PVC - Hub x Hub Plastic DWV - SolvWld Totals:		**1,509**		**153,467**		**914**
Fittings Totals:		**1,550**		**156,341**		**984**

Misc. Consumables

- Copper Joints Emory Cloth -

Item	Size	Qty	Price	Mat. Cost	Unit Lab Hr	Total Hrs
Emory Cloth						
	Emory Cloth	4	0.54	2	0.00	0
- Copper Joints Emory Cloth - Totals:		**4**		**2**		**0**

- Copper Joints Flux -

Item	Size	Qty	Price	Mat. Cost	Unit Lab Hr	Total Hrs
Flux						
	Sta-Brite Flux	3	9.59	28	0.00	0
- Copper Joints Flux - Totals:		**3**		**28**		**0**

BCHMechanical

There were 4 calculation messages.
Project Name: TPA ASD Foundations PLBG AD 1
Bid ID: 24-1201CJF1
Data Calculated: 6/23/2025 8:27:00 AM
Base Bid; System: ALL;

Report Time: 6/23/2025 8:27 AM

Misc. Consumables

- Copper Joints Solder -

Item	Size	Qty	Price	Mat. Cost	Unit Lab Hr	Total Hrs
Solder						
	95/5	3	24.68	73	0.00	0
- Copper Joints Solder - Totals:		**3**		**73**		**0**

- Gases -

Item	Size	Qty	Price	Mat. Cost	Unit Lab Hr	Total Hrs
Gases						
	Propane	259	2.97	770	0.00	0
- Gases - Totals:		**259**		**770**		**0**

- Plastic Joints Glue & Cleaner -

Item	Size	Qty	Price	Mat. Cost	Unit Lab Hr	Total Hrs
Glue & Cleaner						
	Cement - PVC	11	15.90	169	0.00	0
	Cleaner-All Purpose	11	17.09	182	0.00	0
- Plastic Joints Glue & Cleaner - Totals:		**21**		**351**		**0**
Misc. Consumables Totals:		**290**		**1,224**		**0**

Pipe Cut

Carbon Steel - Extra Heavy Pipe - Flame

Item	Size	Qty	Price	Mat. Cost	Unit Lab Hr	Total Hrs
Pipe Cut						
	6	2	4.10	8	0.00	0
Carbon Steel - Extra Heavy Pipe - Flame Totals:		**2**		**8**		**0**

Copper - Pipe Cut with Cutters - Cutters

Item	Size	Qty	Price	Mat. Cost	Unit Lab Hr	Total Hrs
Pipe Cut						
	1-1/4	4	2.30	9	0.00	0
	2	6	2.84	17	0.00	0
	3	17	3.38	57	0.00	0
	4	4	3.92	16	0.00	0
Copper - Pipe Cut with Cutters - Cutters Totals:		**31**		**99**		**0**

Plastic - Pipe Cut with Chop Saw - ChopSaw

BCHMechanical

There were 4 calculation messages.

Project Name: TPA ASD Foundations PLBG AD 1

Bid ID: 24-1201CJF1

Report Time: 6/23/2025 8:27 AM

Data Calculated: 6/23/2025 8:27:00 AM

Base Bid; System: ALL;

Pipe Cut

Plastic - Pipe Cut with Chop Saw - ChopSaw

Item	Size	Qty	Price	Mat. Cost	Unit Lab Hr	Total Hrs
PIPE CUT						
	3	657	2.43	1,597	0.00	0
	4	330	2.84	936	0.00	0
	6	165	3.19	526	0.00	0
	8	47	3.38	159	0.00	0
	10	4	3.92	16	0.00	0
Plastic - Pipe Cut with Chop Saw - ChopSaw Totals:						
		1,203		**3,232**		**0**
Pipe Cut Totals:		**1,236**		**3,339**		**0**

Plug Item

- Plug Item -

Item	Size	Qty	Price	Mat. Cost	Unit Lab Hr	Total Hrs
Trenching						
		1	0.00	0	4,750.65	4,751
- Plug Item - Totals:						
		1		**0**		**4,751**
Plug Item Totals:		**1**		**0**		**4,751**

	Material Cost	Total Hrs
-		
Grand Totals	**$344,501**	**6,920**

* Items flagged with an asterisk may have their price and labor overwritten in Excel's Rapid Reports

Design Assist Subcontractor Back-up

Foundations

GMF

June 12th, 2025

TPA Airside D – EWP – AB & Embeds

Dear Sir:

We wish to submit for your approval the following estimate based on S-Dwgs 60% Set Dated **4/10/25.** If favored with an order for this product, GMF Steel Group reserves the right to modify the bid based on receipt of additional information, specifications and/or drawings, which were not included in the bid package.

1) **Foundation Level – ABs & Embeds in 60%Drawings.....$175,722.00**
   a. **See breakouts on starting on Pg. 3**

Scope of Work

GMF STEEL GROUP

AISC CERTIFIED FABRICATOR & ERECTOR

TPA Airside D - EWP ABs Embeds
Tampa, FL

Struct. Steel - 60% Drawings - Set dated 4/10/25:	
(1,176 ea) AB 3/4" x 1' 6" with Nuts and Washers - A1/AD-S840	Furnish Only
(294 ea) PL 1/8 Base Plate Templates	Furnish Only
(12 ea) PL 1/2" x 12" Embeds - E1/AD-S015	Furnish Only
(134 ea) PL 3/8" x 6" Embeds - C4/AD-S031	Furnish Only
(1LS) Detailing	Modeling & Detailing - Submission of AB & Embed Pkgs.

We appreciate the opportunity to provide this quotation.
If you have any questions, please call.
Sincerely,

Jason Davis

Jason Davis, Chief Estimator
GMF Steel Group
Gmfsteel.com
Jason.davis@gmfsteel.com
Phone: 863-577-0210

EWP - AB & Embeds (per 60% Drawings - Set dated 4/10/25)					
Qty	**Sh**	**Dimensions**	**Length**	**Grade**	**Cost**
432	AB	3/4 x 1'-6		F1554 GR55	$2,955.96
536	AB	3/4 x 1'-6		F1554 GR55	$3,667.58
64	AB	3/4 x 1'-6		F1554 GR55	$437.92
84	AB	3/4 x 1'-6		F1554 GR55	$574.77
44	AB	3/4 x 1'-6		F1554 GR55	$301.07
16	AB	3/4 x 1'-6		F1554 GR55	$109.48
108	PL	1/8 x 16	1'-4	A572-50	$877.68
134	PL	1/8 x 16	1'-4	A572-50	$1,088.97
16	PL	1/8 x 22	1'-10	A572-50	$245.84
21	PL	1/8 x 22	1'-10	A572-50	$322.66
11	PL	1/8 x 24	2'-0	A572-50	$201.14
4	PL	1/8 x 12	1'-0	A572-50	$18.29
2352	PL	3/8 x 4	0'-4	A572-50	$2,254.58
12	PL	1/2 x 12	1'-0	A572-50	$200.08
48	WS	3/4 x 0'-6		A108	$72.31
134	PL	3/8 x 6	0'-8	A572-50	$385.34
268	WS	3/4 x 0'-6		A108	$403.74
					$14,117.39
		Shop Labor	508.77	$ 131.67	$ 66,989.09
		Delivery	3	900	$ 2,700.00
		Materials Subtotal			$ 69,689.09
		Tax			$ 4,256.35
		Subtotal (including tax)			$ 73,945.43
		Detailing	5257.05	15	$ 78,855.78
		Markup	0.15		$ 22,920.18
		Total - ASD - Foundations			$ 175,721.40

Design Assist Subcontractor Back-up

Long Lead

APG Electric

ELECTRIC
ENGINEERING
TECHNOLOGY
LIFE SAFETY
SECURITY

June 4, 2025

Hensel Phelps
Southeast Region
6557 Hazeltine National Drive
Suite One
Orlando, FL 32822

Attn: Greg Cobb (via email: gcobb@henselphelps.com)

RE: Tampa International Airport – Long Lead Items
Tampa, Florida
Proposal #8524

Dear Greg,

Please see below for budgetary Long Lead Equipment proposals in connection with the above referenced project.

AIRSIDE D - GENERATOR, DOCKING STATION, ATS PACKAGE

The pricing for the generator package includes all information indicated on the 60% ASD plans and specifications dated 5/8/2025. The budget is based on a Caterpillar product. The generator package will be competitively bid by all specified vendors.

2000kw Generator/Docking Station/ATS Package	**$**	**1,673,468.00**
Sales Tax (6% + $75)	**$**	**100,483.08**
Fee (15%)	**$**	**266,092.66**
TOTAL	**$**	**2,040,043.74***
**INCLUDED DBE PARTICIPATION*	*$*	*669,387.20*

AIRSIDE D - GEAR, METERING, SPD, AND COORDINATION STUDIES PACKAGE

Gear package is based on 60% ASD plans and specifications dated 5/8/2025. Verbal meeting discussions indicated further changes to the package including AIC increases, GFCI circuit breakers, 84 circuit breaker panelboards, additional gear for video walls, etc. Once the gear package is further designed, the gear equipment will be competitively bid by all specified vendors.

Gear Package	**$**	**6,546,479.19**
Sales Tax (6% + $75)	**$**	**392,863.75**
Fee (15%)	**$**	**1,040,901.44**
TOTAL	**$**	**7,980,244.38***
**INCLUDED DBE PARTICIPATION*	*$*	*2,618,591.68*

AIRSIDE D - UPS PACKAGE

The budget for the UPS package is based on 60% ASD plan AD-E501 dated 5/8/2025. Unit is indicated as 75kva and verbal meeting discussions indicated the battery runtime at 90 minutes. No specifications were provided for the UPS package. Once the UPS package is further designed the equipment will be competitively bid by all specified vendors.

UPS Package	**$**	**318,692.84**
Sales Tax (6% + $75)	**$**	**19,196.57**
Fee (15%)	**$**	**50,683.41**
TOTAL	**$**	**388,572.82***
**INCLUDED DBE PARTICIPATION*	*$*	*127,477.14*

INSURANCE COVERAGE PER PROJECT MANUAL

The project manual indicates insurance coverage requirements that are substantially higher than industry standard. Budgetary cost is based upon estimates verbally provided by our insurance broker and will cover the duration required to deliver long-leaded equipment to the project site. Note that this cost will be incurred with the acceptance of *any* of the long-lead packages referenced in this proposal.

TOTAL	**$**	**517,500.00**

We want to thank you for the opportunity to present our proposal and look forward to working with you on this project.

Grand Total $10,926,361

Sincerely,
APG Electric, LLC.

Matthew Mercer
Chief Estimator

MM/mm

Quotation

KAT Materials INC.

6541 Industrial Ave.
Port Richey, FL 34668
Phone (727) 834-8655 Fax (727) 834-8670

DATE 4/28/2025
Quotation #

Quotation For:
APG

Quotation valid until: 5/8/2025
Prepared by: KT

Comments or Special Instructions:

ADDENDUM	PROJECT OWNER	PROJECT NAME	BID DATE	BID TIME	TERMS
	TIA	TIA AIRSIDE D-60% BUDGET			Net 30

QTY	UM	ITEM #	DESCRIPTION	UNIT PRICE	TAX?	AMOUNT
1	LS		One (1) New Caterpillar Diesel Generator - Model 3516C, Rated 2000KW standby at 0.8 PF, 277/480 Volts, 3 Phase, 4 Wire, 60 Hz at 1800 RPM, with following options: • UL 2200 Listed Genset, NFPA 110 alarms • Main UL circuit breaker, 3 Pole, 4000 Amp, generator mounted (lugs by others) • CAT ECS100 Control panel with safety shutdowns, Engine controls and gauges • 130 degrees C rise generator with voltage regulator, PMG excitation • ADEM electronic governor • Jacket water heater, 208VAC input • Battery charger UL 10 amp, 120VAC input • Generator space heater, 120VAC input • 2 Year / 1000 hour Caterpillar Limited Warranty		T	$ -

TRITON SUPPLY

533 Austin Street
Grand Prairie, TX 75051

Estimate

Date	Estimate #
4/24/2025	0248647046

Name / Address
APG

P.O. No.	Project
	TIA Airside D

Item Code	Supplier	Item #	Description	Qty	Rate	Total
			Providing budgetary quotation per 60% Progress Plans **Short Circuit, Coordination, & Arc Flash study included. **Quoting standard warranties for all material on the associated BOMs. **No spares included **Order acceptance depending on executive commity approval **Subject to milestone billing to be determined by release of increased progress/complete drawings. **Shipping estimates included for FOB ship point, not destination. **Quoting direct to jobsite, no storage included. ***FOR SHIPPING FOB DESTINATION INCLUDE AN ADDER OF $100,915* Note regarding Tariffs: The contract price for goods and or services shall be increased by the amount of any applicable tariff, excise, fee, assessment, levy, charge or duty of any kind whatsoever, imposed, assessed or collected by any governmental body, whether or not reflected in the costs charged, and Triton may increase its cost for goods and or services appropriately to take into account such increases			
				BOM GEAR PACKAGE		$5,450,564.19
				ADD FOB DESTINATION		$100,915.00
				ADD BUSSMAN DISC		$45,000.00
				ADD MISC GEAR		$100,000.00
				UPSIZE EQUIP FOR GEN		$65,000.00
				ADD AIC INCREASES		$250,000.00
				ADD GFCI BREAKERS		$35,000.00
				ADD EXT CIRCUIT SPD		$40,000.00
				ADD BUSWAY AT MSG		$350,000.00
				PWR/LTG PNLS TO 84 CRTS		$40,000.00
				GEAR FOR VIDEO WALLS		$25,000.00
				ADDTL GEAR FOR ASCEND		$50,000.00
					TOTAL =	$6,546,479.19

Subtotal	
Sales Tax (0.0%)	
Total	

TRITON SUPPLY

533 Austin Street
Grand Prairie, TX 75051

Estimate

Date	Estimate #
4/24/2025	0248647046

Name / Address
APG

P.O. No.	Project
	TIA Airside D

Item Code	Supplier	Item #	Description	Qty	Rate	Total
material - misc			LOT Q-5898390 GEAR	1	5,450,564.19	5,450,564.19T
material - misc			~~LOT~~ ~~E3-25-746961-1-1~~ INC IN GEN QUOTE ~~ATS~~	~~1~~	~~216,240.34~~	~~216,240.34T~~
			~~Consisting of:~~ ~~ATSD-LS~~ ~~ASCO 7000 Series, Closed Transition, Bypass Isolation, 400 Ampere, 4 Pole, 480V, NEMA I~~ ~~ATSD-EQ~~ ~~ASCO 7000 Series, Closed Transition, Bypass Isolation, 3000 Ampere, 4 Pole, 480V, NEMA I~~ ~~Provided with Engine Start Monitoring for LS, Load Shed Relay ATS-EQ, Pre-Signal Contacts, Ethernet Communication Card~~ ~~ATS Remote Annunciator and Start-up Engine Start Monitor~~			
material - misc			~~LOT~~ ~~QT-106721-2~~ INC IN GEN PACKAGE ~~LOADBANK~~	~~1~~	~~244,580.46~~	~~244,580.46T~~
			~~*See email attachment for BOM. All notes, terms, and conditions on the BOM apply to this quote.*~~			

Subtotal	~~$5,911,384.99~~
Sales Tax (0.0%)	$0.00
Total	~~$5,911,384.99~~

Proposal Name: Tampa Intl Airport - Airside D Expansion

Quote Name: 60% DD-IDR Dwgs 05.08.25 / TPA ASD

Proposal Number: P-240903-4713748

Quote Number: Q-5898390

Quote Date: 04/24/2025

Conditions of Sale

This Quotation is subject to Coordinated Project Terms. See https://www.se.com/us/en/download/document/0100PL0043/

Quoted price in currencies other than U.S. Dollars is per the annual Schneider Electric exchange guidance.
Quote is valid for 30 days. Quoted lead times are approximate and subject to change.

Schneider Electric reserves the right to amend, withdraw or otherwise alter this submission without penalty or charge as a result of any event beyond its control arising from or due to the current Covid-19 epidemic or events subsequent to this epidemic / pandemic including changes in laws, regulations, by laws or direction from a competent authority.

Clarifications and Exceptions

1) Providing budgetary quotation per DD-IDR One-Lines with issue date 05.08.25.

2) Quote does not include: Generator, Docking Station and Load Bank Connection, ATS, MTS, Fire Pump Controller and VFD's.

3) Providing external SPD where indicated on one-line diagrams.

4) Quotation includes 1 year extended warranty beyond substantial completion date of October 2028.

Seq #	Qty	Product Description
1	1	**Designation :** MSG-ASD-A/B **Product Details:** 1 - POWER-ZONE 4 SWITCHGEAR COMMS-LOW VOLTAGE SWITCHGEAR 2 - SRVRECSRVREADYLABR-Service Ready Onsite Labor 2 - ESPPLUSALLIPROV-Provisioning per asset

Seq #	Qty	Product Description
2	1	**Designation :** MSG-ASD-C/D **Product Details:** 1 - POWER-ZONE 4 SWITCHGEAR COMMS-LOW VOLTAGE SWITCHGEAR 2 - SRVRECSRVREADYLABR-Service Ready Onsite Labor 2 - ESPPLUSALLIPROV-Provisioning per asset

Seq #	Qty	Product Description
3	1	**Designation :** ASD-DP-EMSB **Product Details:** 1 - POWER-ZONE 4 SWITCHGEAR COMMS-LOW VOLTAGE SWITCHGEAR 1 - SRVRECSRVREADYLABR-Service Ready Onsite Labor 1 - ESPPLUSALLIPROV-Provisioning per asset

Seq #	Qty	Product Description
4	1	**Designation :** ASD-DP-EQ **Product Details:** 1 - Square D Custom Swbd Comms-QED-2 Switchboard

Seq #	Qty	Product Description
5	1	**Designation :** SWBD-J1 **Product Details:** 1 - Square D Custom Swbd Comms-QED-2 Switchboard

Seq #	Qty	Product Description
6	1	**Designation :** SWBD-A1 **Product Details:** 1 - Square D Custom Swbd Comms-QED-2 Switchboard

Seq #	Qty	Product Description
7	1	**Designation :** SWBD-B1 **Product Details:** 1 - Square D Custom Swbd Comms-QED-2 Switchboard

Seq #	Qty	Product Description
8	1	**Designation :** SWBD-C1 **Product Details:** 1 - Square D Custom Swbd Comms-QED-2 Switchboard

Seq #	Qty	Product Description
9	1	**Designation :** SWBD-D1 **Product Details:** 1 - Square D Custom Swbd Comms-QED-2 Switchboard

Seq #	Qty	Product Description
10	1	**Designation :** DP-CBP **Product Details:** 1 - Square D Custom Swbd Comms-QED-2 Switchboard

Seq #	Qty	Product Description
11	1	**Designation :** DP-DSC3 **Product Details:**

1 - I-Line MB Panel (INTERIOR)-I-Line Panelboard
1 - HC4286DB-PANELBOARD ENCLOSURE/BOX TYPE 1 86H 42W
1 - HC4286TSHR-PNLBD COVER/TRIM ILINE T-1 S 42W86H HR

Seq #	Qty	Product Description
12	1	**Designation :** DP-J3M **Product Details:** 1 - I-Line MB Panel (INTERIOR)-I-Line Panelboard 1 - HC4286DB-PANELBOARD ENCLOSURE/BOX TYPE 1 86H 42W 1 - HC4286TSHR-PNLBD COVER/TRIM ILINE T-1 S 42W86H HR

Seq #	Qty	Product Description
13	1	**Designation :** DP-J1CH **Product Details:** 1 - I-Line MB Panel (INTERIOR)-I-Line Panelboard 1 - HC4268DB-PANELBOARD ENCLOSURE/BOX TYPE 1 68H 42W 1 - HC4268TSHR-PNLBD COVER/TRIM ILINE T-1 S42W 68H HR

Seq #	Qty	Product Description
14	1	**Designation :** DP-A1CH **Product Details:** 1 - I-Line MB Panel (INTERIOR)-I-Line Panelboard 1 - HC4268DB-PANELBOARD ENCLOSURE/BOX TYPE 1 68H 42W 1 - HC4268TSHR-PNLBD COVER/TRIM ILINE T-1 S42W 68H HR

Seq #	Qty	Product Description
15	1	**Designation :** DP-B1CH **Product Details:** 1 - I-Line MB Panel (INTERIOR)-I-Line Panelboard 1 - HC4268DB-PANELBOARD ENCLOSURE/BOX TYPE 1 68H 42W 1 - HC4268TSHR-PNLBD COVER/TRIM ILINE T-1 S42W 68H HR

Seq #	Qty	Product Description
16	1	**Designation :** DP-C1CH **Product Details:** 1 - I-Line MB Panel (INTERIOR)-I-Line Panelboard 1 - HC4268DB-PANELBOARD ENCLOSURE/BOX TYPE 1 68H 42W 1 - HC4268TSHR-PNLBD COVER/TRIM ILINE T-1 S42W 68H HR

Seq #	Qty	Product Description
17	1	**Designation :** DP-D1CH **Product Details:** 1 - I-Line MB Panel (INTERIOR)-I-Line Panelboard 1 - HC4268DB-PANELBOARD ENCLOSURE/BOX TYPE 1 68H 42W 1 - HC4268TSHR-PNLBD COVER/TRIM ILINE T-1 S42W 68H HR

Seq #	Qty	Product Description
18	1	**Designation :** DP-J1CL **Product Details:** 1 - I-Line MB Panel (INTERIOR)-I-Line Panelboard 1 - HC4268DB-PANELBOARD ENCLOSURE/BOX TYPE 1 68H 42W 1 - HC4268TSHR-PNLBD COVER/TRIM ILINE T-1 S42W 68H HR

Seq #	Qty	Product Description
19	1	**Designation :** DP-A1CL **Product Details:** 1 - I-Line MB Panel (INTERIOR)-I-Line Panelboard 1 - HC4268DB-PANELBOARD ENCLOSURE/BOX TYPE 1 68H 42W 1 - HC4268TSHR-PNLBD COVER/TRIM ILINE T-1 S42W 68H HR

Seq #	Qty	Product Description

20	1	**Designation :** DP-B1CL **Product Details:** 1 - I-Line MB Panel (INTERIOR)-I-Line Panelboard 1 - HC4268DB-PANELBOARD ENCLOSURE/BOX TYPE 1 68H 42W 1 - HC4268TSHR-PNLBD COVER/TRIM ILINE T-1 S42W 68H HR

Seq #	Qty	Product Description
21	1	**Designation :** DP-C1CL **Product Details:** 1 - I-Line MB Panel (INTERIOR)-I-Line Panelboard 1 - HC4268DB-PANELBOARD ENCLOSURE/BOX TYPE 1 68H 42W 1 - HC4268TSHR-PNLBD COVER/TRIM ILINE T-1 S42W 68H HR

Seq #	Qty	Product Description
22	1	**Designation :** DP-D1CL **Product Details:** 1 - I-Line MB Panel (INTERIOR)-I-Line Panelboard 1 - HC4268DB-PANELBOARD ENCLOSURE/BOX TYPE 1 68H 42W 1 - HC4268TSHR-PNLBD COVER/TRIM ILINE T-1 S42W 68H HR

Seq #	Qty	Product Description
23	1	**Designation :** DP-D1M **Product Details:** 1 - I-Line MB Panel (INTERIOR)-I-Line Panelboard 1 - HC4268DB-PANELBOARD ENCLOSURE/BOX TYPE 1 68H 42W 1 - HC4268TSHR-PNLBD COVER/TRIM ILINE T-1 S42W 68H HR

Seq #	Qty	Product Description
24	1	**Designation :** DP-D1R **Product Details:** 1 - I-Line MB Panel (INTERIOR)-I-Line Panelboard 1 - HC4268DB-PANELBOARD ENCLOSURE/BOX TYPE 1 68H 42W 1 - HC4268TSHR-PNLBD COVER/TRIM ILINE T-1 S42W 68H HR

Seq #	Qty	Product Description
25	1	**Designation :** DP-C1M **Product Details:** 1 - I-Line MB Panel (INTERIOR)-I-Line Panelboard 1 - HC4268DB-PANELBOARD ENCLOSURE/BOX TYPE 1 68H 42W 1 - HC4268TSHR-PNLBD COVER/TRIM ILINE T-1 S42W 68H HR

Seq #	Qty	Product Description
26	1	**Designation :** DP-C1R **Product Details:** 1 - I-Line MB Panel (INTERIOR)-I-Line Panelboard 1 - HC4268DB-PANELBOARD ENCLOSURE/BOX TYPE 1 68H 42W 1 - HC4268TSHR-PNLBD COVER/TRIM ILINE T-1 S42W 68H HR

Seq #	Qty	Product Description
27	1	**Designation :** DP-B1M **Product Details:** 1 - I-Line MB Panel (INTERIOR)-I-Line Panelboard 1 - HC4268DB-PANELBOARD ENCLOSURE/BOX TYPE 1 68H 42W 1 - HC4268TSHR-PNLBD COVER/TRIM ILINE T-1 S42W 68H HR

Seq #	Qty	Product Description
28	1	**Designation :** DP-B1R **Product Details:** 1 - I-Line MB Panel (INTERIOR)-I-Line Panelboard 1 - HC4268DB-PANELBOARD ENCLOSURE/BOX TYPE 1 68H 42W 1 - HC4268TSHR-PNLBD COVER/TRIM ILINE T-1 S42W 68H HR

Seq #	Qty	Product Description
29	1	**Designation :** DP-A1M **Product Details:** 1 - I-Line MB Panel (INTERIOR)-I-Line Panelboard 1 - HC4268DB-PANELBOARD ENCLOSURE/BOX TYPE 1 68H 42W 1 - HC4268TSHR-PNLBD COVER/TRIM ILINE T-1 S42W 68H HR

Seq #	Qty	Product Description
30	1	**Designation :** DP-A1R **Product Details:** 1 - I-Line MB Panel (INTERIOR)-I-Line Panelboard 1 - HC4268DB-PANELBOARD ENCLOSURE/BOX TYPE 1 68H 42W 1 - HC4268TSHR-PNLBD COVER/TRIM ILINE T-1 S42W 68H HR

Seq #	Qty	Product Description
31	1	**Designation :** DP-J1M **Product Details:** 1 - I-Line MB Panel (INTERIOR)-I-Line Panelboard 1 - HC4268DB-PANELBOARD ENCLOSURE/BOX TYPE 1 68H 42W 1 - HC4268TSHR-PNLBD COVER/TRIM ILINE T-1 S42W 68H HR

Seq #	Qty	Product Description
32	1	**Designation :** ASD-DP-LS **Product Details:** 1 - ILINE ML PNLB (INT BOX TRIM)-I-Line Panelboard

Seq #	Qty	Product Description
33	1	**Designation :** DP-J1R **Product Details:** 1 - I-Line MB Panel (INTERIOR)-I-Line Panelboard 1 - HC4268DB-PANELBOARD ENCLOSURE/BOX TYPE 1 68H 42W 1 - HC4268TSHR-PNLBD COVER/TRIM ILINE T-1 S42W 68H HR

Seq #	Qty	Product Description
34	1	**Designation :** H-J3L-DSC **Product Details:** 1 - NF ML Panel (INTERIOR)-NF Panelboard 1 - MH56BE-PANELBOARD ENCLOSURE/BOX TYPE 1 56H 20W 1 - NC56VSHR-PNLBD COVER/TRIM NF T-1 S 56H 20W

Seq #	Qty	Product Description
35	1	**Designation :** H-J3M-DSC **Product Details:** 1 - NF ML Panel (INTERIOR)-NF Panelboard 1 - MH56BE-PANELBOARD ENCLOSURE/BOX TYPE 1 56H 20W 1 - NC56VSHR-PNLBD COVER/TRIM NF T-1 S 56H 20W

Seq #	Qty	Product Description
36	1	**Designation :** HP-CUP1 **Product Details:** 1 - NF MB Panel (INTERIOR)-NF Panelboard 1 - MH74D9-PNLBD ENCLOSURE/BOX T-1 74H20W8.75D 1 - NC74VS3PNFHR (TRIM)-Trim Surface Hinged 74"H

Seq #	Qty	Product Description
37	1	**Designation :** HP-BHS-INTL **Product Details:** 1 - NF MB Panel (INTERIOR)-NF Panelboard 1 - MH74D9-PNLBD ENCLOSURE/BOX T-1 74H20W8.75D 1 - NC74VS3PNFHR (TRIM)-Trim Surface Hinged 74"H

Seq #	Qty	Product Description
38	1	**Designation :** HP-BHS-DOM **Product Details:** 1 - NF MB Panel (INTERIOR)-NF Panelboard 1 - MH74D9-PNLBD ENCLOSURE/BOX T-1 74H20W8.75D 1 - NC74VS3PNFHR (TRIM)-Trim Surface Hinged 74"H

Seq #	Qty	Product Description
39	1	**Designation :** LS-HA1 **Product Details:** 1 - NF MB Panel (INTERIOR)-NF Panelboard 1 - MH74BE-PANELBOARD ENCLOSURE/BOX TYPE 1 74H 20W 1 - NC74SHR (TRIM)-Trim Surface Hinged 74"H

Seq #	Qty	Product Description
40	1	**Designation :** LS-HB1 **Product Details:** 1 - NF MB Panel (INTERIOR)-NF Panelboard 1 - MH74BE-PANELBOARD ENCLOSURE/BOX TYPE 1 74H 20W 1 - NC74SHR (TRIM)-Trim Surface Hinged 74"H

Seq #	Qty	Product Description
41	1	**Designation :** LS-HC1 **Product Details:** 1 - NF MB Panel (INTERIOR)-NF Panelboard 1 - MH74BE-PANELBOARD ENCLOSURE/BOX TYPE 1 74H 20W 1 - NC74SHR (TRIM)-Trim Surface Hinged 74"H

Seq #	Qty	Product Description
42	1	**Designation :** LS-HD1 **Product Details:** 1 - NF MB Panel (INTERIOR)-NF Panelboard 1 - MH74BE-PANELBOARD ENCLOSURE/BOX TYPE 1 74H 20W 1 - NC74SHR (TRIM)-Trim Surface Hinged 74"H

Seq #	Qty	Product Description
43	1	**Designation :** LS-HJ1 **Product Details:** 1 - NF MB Panel (INTERIOR)-NF Panelboard 1 - MH74BE-PANELBOARD ENCLOSURE/BOX TYPE 1 74H 20W 1 - NC74SHR (TRIM)-Trim Surface Hinged 74"H

Seq #	Qty	Product Description
44	1	**Designation :** LS-HJ3 **Product Details:** 1 - NF ML Panel (INTERIOR)-NF Panelboard 1 - MH44BE-PANELBOARD ENCLOSURE/BOX TYPE 1 44H 20W 1 - NC44SHR-PNLBD COVER/TRIM NF T-1 S 44H 20W

Seq #	Qty	Product Description
45	1	**Designation :** LS-HCBP **Product Details:** 1 - NF MB Panel (INTERIOR)-NF Panelboard 1 - MH74BE-PANELBOARD ENCLOSURE/BOX TYPE 1 74H 20W 1 - NC74SHR (TRIM)-Trim Surface Hinged 74"H

Seq #	Qty	Product Description
46	1	**Designation :** J3R-DSC **Product Details:** 1 - NQ MB Panel (INTERIOR)-NQ Panelboard 1 - MH62BE-PANELBOARD ENCLOSURE/BOX TYPE 1 62H 20W

1 - NC62SHR-PNLBD COVER/TRIM NF T-1 S 62H 20W

Seq #	Qty	Product Description
47	1	**Designation :** LS-LA1 **Product Details:** 1 - NQ MB Panel (INTERIOR)-NQ Panelboard 1 - MH50BE-PANELBOARD ENCLOSURE/BOX TYPE 1 50H 20W 1 - NC50SHR-PANELBOARD COVER/TRIM NF TYPE 1 S HR 50H

Seq #	Qty	Product Description
48	1	**Designation :** LS-LB1 **Product Details:** 1 - NQ MB Panel (INTERIOR)-NQ Panelboard 1 - MH50BE-PANELBOARD ENCLOSURE/BOX TYPE 1 50H 20W 1 - NC50SHR-PANELBOARD COVER/TRIM NF TYPE 1 S HR 50H

Seq #	Qty	Product Description
49	1	**Designation :** LS-LC1 **Product Details:** 1 - NQ MB Panel (INTERIOR)-NQ Panelboard 1 - MH50BE-PANELBOARD ENCLOSURE/BOX TYPE 1 50H 20W 1 - NC50SHR-PANELBOARD COVER/TRIM NF TYPE 1 S HR 50H

Seq #	Qty	Product Description
50	1	**Designation :** LS-LD1 **Product Details:** 1 - NQ MB Panel (INTERIOR)-NQ Panelboard 1 - MH50BE-PANELBOARD ENCLOSURE/BOX TYPE 1 50H 20W 1 - NC50SHR-PANELBOARD COVER/TRIM NF TYPE 1 S HR 50H

Seq #	Qty	Product Description
51	1	**Designation :** LS-LJ1 **Product Details:** 1 - NQ MB Panel (INTERIOR)-NQ Panelboard 1 - MH50BE-PANELBOARD ENCLOSURE/BOX TYPE 1 50H 20W 1 - NC50SHR-PANELBOARD COVER/TRIM NF TYPE 1 S HR 50H

Seq #	Qty	Product Description
52	1	**Designation :** LS-LJ3 **Product Details:** 1 - NQ ML Panel (INTERIOR)-NQ Panelboard 1 - MH38BE-PANELBOARD ENCLOSURE/BOX TYPE 1 38H 20W 1 - NC38SHR-PNLBD COVER/TRIM NF T-1 S 38H 20W

Seq #	Qty	Product Description
53	1	**Designation :** LS-CBP **Product Details:** 1 - NQ MB Panel (INTERIOR)-NQ Panelboard 1 - MH50BE-PANELBOARD ENCLOSURE/BOX TYPE 1 50H 20W 1 - NC50SHR-PANELBOARD COVER/TRIM NF TYPE 1 S HR 50H

Seq #	Qty	Product Description
54	1	**Designation :** EQ-HA1-JB **Product Details:** 1 - NF MB Panel (INTERIOR)-NF Panelboard 1 - MH74D9-PNLBD ENCLOSURE/BOX T-1 74H20W8.75D 1 - NC74VS3PNFHR (TRIM)-Trim Surface Hinged 74"H

Seq #	Qty	Product Description
55	1	**Designation :** EQ-HA1 **Product Details:**

1 - NF MB PNLB (INT BOX TRIM)-NF Panelboard

Seq #	Qty	Product Description
56	1	**Designation :** EQ-HB1-JB **Product Details:** 1 - NF MB Panel (INTERIOR)-NF Panelboard 1 - MH74D9-PNLBD ENCLOSURE/BOX T-1 74H20W8.75D 1 - NC74VS3PNFHR (TRIM)-Trim Surface Hinged 74"H

Seq #	Qty	Product Description
57	1	**Designation :** EQ-HB1 **Product Details:** 1 - NF MB PNLB (INT BOX TRIM)-NF Panelboard

Seq #	Qty	Product Description
58	1	**Designation :** EQ-HC1-JB **Product Details:** 1 - NF MB Panel (INTERIOR)-NF Panelboard 1 - MH74D9-PNLBD ENCLOSURE/BOX T-1 74H20W8.75D 1 - NC74VS3PNFHR (TRIM)-Trim Surface Hinged 74"H

Seq #	Qty	Product Description
59	1	**Designation :** EQ-HC1 **Product Details:** 1 - NF MB PNLB (INT BOX TRIM)-NF Panelboard

Seq #	Qty	Product Description
60	1	**Designation :** EQ-HD1-JB **Product Details:** 1 - NF MB Panel (INTERIOR)-NF Panelboard 1 - MH74D9-PNLBD ENCLOSURE/BOX T-1 74H20W8.75D 1 - NC74VS3PNFHR (TRIM)-Trim Surface Hinged 74"H

Seq #	Qty	Product Description
61	1	**Designation :** EQ-HD1 **Product Details:** 1 - NF MB PNLB (INT BOX TRIM)-NF Panelboard

Seq #	Qty	Product Description
62	1	**Designation :** EQ-HJ1-JB **Product Details:** 1 - NF MB Panel (INTERIOR)-NF Panelboard 1 - MH74D9-PNLBD ENCLOSURE/BOX T-1 74H20W8.75D 1 - NC74VS3PNFHR (TRIM)-Trim Surface Hinged 74"H

Seq #	Qty	Product Description
63	1	**Designation :** EQ-HJ1 **Product Details:** 1 - NF MB PNLB (INT BOX TRIM)-NF Panelboard

Seq #	Qty	Product Description
64	1	**Designation :** EQ-HJ2 **Product Details:** 1 - NF ML Panel (INTERIOR)-NF Panelboard 1 - MH56-PANELBOARD ENCLOSURE/BOX TYPE 1 56H 20W 1 - NC56VSHR-PNLBD COVER/TRIM NF T-1 S 56H 20W

Seq #	Qty	Product Description
65	1	**Designation :** EL-EV **Product Details:**

1 - NF ML Panel (INTERIOR)-NF Panelboard
1 - MH56-PANELBOARD ENCLOSURE/BOX TYPE 1 56H 20W
1 - NC56VSHR-PNLBD COVER/TRIM NF T-1 S 56H 20W

Seq #	Qty	Product Description
66	1	**Designation :** EQ-LA **Product Details:** 1 - NQ NL MB Panel (INTERIOR)-NQ Non-Linear Panelboard 1 - MH50BE-PANELBOARD ENCLOSURE/BOX TYPE 1 50H 20W 1 - NC50SHR-PANELBOARD COVER/TRIM NF TYPE 1 S HR 50H

Seq #	Qty	Product Description
67	1	**Designation :** IG-A-IT1 **Product Details:** 1 - NQ NL MB Panel (INTERIOR)-NQ Non-Linear Panelboard 1 - MH50BE-PANELBOARD ENCLOSURE/BOX TYPE 1 50H 20W 1 - NC50SHR-PANELBOARD COVER/TRIM NF TYPE 1 S HR 50H

Seq #	Qty	Product Description
68	1	**Designation :** IG-A-HCAA1 **Product Details:** 1 - NQ NL MB Panel (INTERIOR)-NQ Non-Linear Panelboard 1 - MH50BE-PANELBOARD ENCLOSURE/BOX TYPE 1 50H 20W 1 - NC50SHR-PANELBOARD COVER/TRIM NF TYPE 1 S HR 50H

Seq #	Qty	Product Description
69	1	**Designation :** EQ-LB **Product Details:** 1 - NQ NL MB Panel (INTERIOR)-NQ Non-Linear Panelboard 1 - MH50BE-PANELBOARD ENCLOSURE/BOX TYPE 1 50H 20W 1 - NC50SHR-PANELBOARD COVER/TRIM NF TYPE 1 S HR 50H

Seq #	Qty	Product Description
70	1	**Designation :** IG-B-IT1 **Product Details:** 1 - NQ NL MB Panel (INTERIOR)-NQ Non-Linear Panelboard 1 - MH50BE-PANELBOARD ENCLOSURE/BOX TYPE 1 50H 20W 1 - NC50SHR-PANELBOARD COVER/TRIM NF TYPE 1 S HR 50H

Seq #	Qty	Product Description
71	1	**Designation :** IG-B-HCAA1 **Product Details:** 1 - NQ NL MB Panel (INTERIOR)-NQ Non-Linear Panelboard 1 - MH50BE-PANELBOARD ENCLOSURE/BOX TYPE 1 50H 20W 1 - NC50SHR-PANELBOARD COVER/TRIM NF TYPE 1 S HR 50H

Seq #	Qty	Product Description
72	1	**Designation :** EQ-LC **Product Details:** 1 - NQ NL MB Panel (INTERIOR)-NQ Non-Linear Panelboard 1 - MH50BE-PANELBOARD ENCLOSURE/BOX TYPE 1 50H 20W 1 - NC50SHR-PANELBOARD COVER/TRIM NF TYPE 1 S HR 50H

Seq #	Qty	Product Description
73	1	**Designation :** IG-C-IT1 **Product Details:** 1 - NQ NL MB Panel (INTERIOR)-NQ Non-Linear Panelboard 1 - MH50BE-PANELBOARD ENCLOSURE/BOX TYPE 1 50H 20W 1 - NC50SHR-PANELBOARD COVER/TRIM NF TYPE 1 S HR 50H

Seq #	Qty	Product Description

74	1	**Designation :** IG-C-HCAA1 **Product Details:** 1 - NQ NL MB Panel (INTERIOR)-NQ Non-Linear Panelboard 1 - MH50BE-PANELBOARD ENCLOSURE/BOX TYPE 1 50H 20W 1 - NC50SHR-PANELBOARD COVER/TRIM NF TYPE 1 S HR 50H

Seq #	Qty	Product Description
75	1	**Designation :** EQ-LD **Product Details:** 1 - NQ NL MB Panel (INTERIOR)-NQ Non-Linear Panelboard 1 - MH50BE-PANELBOARD ENCLOSURE/BOX TYPE 1 50H 20W 1 - NC50SHR-PANELBOARD COVER/TRIM NF TYPE 1 S HR 50H

Seq #	Qty	Product Description
76	1	**Designation :** IG-D-IT1 **Product Details:** 1 - NQ NL MB Panel (INTERIOR)-NQ Non-Linear Panelboard 1 - MH50BE-PANELBOARD ENCLOSURE/BOX TYPE 1 50H 20W 1 - NC50SHR-PANELBOARD COVER/TRIM NF TYPE 1 S HR 50H

Seq #	Qty	Product Description
77	1	**Designation :** IG-D-HCAA1 **Product Details:** 1 - NQ NL MB Panel (INTERIOR)-NQ Non-Linear Panelboard 1 - MH50BE-PANELBOARD ENCLOSURE/BOX TYPE 1 50H 20W 1 - NC50SHR-PANELBOARD COVER/TRIM NF TYPE 1 S HR 50H

Seq #	Qty	Product Description
78	1	**Designation :** EQ-LJ1 **Product Details:** 1 - NQ NL MB Panel (INTERIOR)-NQ Non-Linear Panelboard 1 - MH50BE-PANELBOARD ENCLOSURE/BOX TYPE 1 50H 20W 1 - NC50SHR-PANELBOARD COVER/TRIM NF TYPE 1 S HR 50H

Seq #	Qty	Product Description
79	1	**Designation :** IG-J-IT1 **Product Details:** 1 - NQ NL MB Panel (INTERIOR)-NQ Non-Linear Panelboard 1 - MH50BE-PANELBOARD ENCLOSURE/BOX TYPE 1 50H 20W 1 - NC50SHR-PANELBOARD COVER/TRIM NF TYPE 1 S HR 50H

Seq #	Qty	Product Description
80	1	**Designation :** IG-J-HCAA1 **Product Details:** 1 - NQ NL MB Panel (INTERIOR)-NQ Non-Linear Panelboard 1 - MH50BE-PANELBOARD ENCLOSURE/BOX TYPE 1 50H 20W 1 - NC50SHR-PANELBOARD COVER/TRIM NF TYPE 1 S HR 50H

Seq #	Qty	Product Description
81	1	**Designation :** IG-J-IT2 **Product Details:** 1 - NQ NL ML Panel (INTERIOR)-NQ Non-Linear Panelboard 1 - MH44BE-PANELBOARD ENCLOSURE/BOX TYPE 1 44H 20W 1 - NC44SHR-PNLBD COVER/TRIM NF T-1 S 44H 20W

Seq #	Qty	Product Description
82	1	**Designation :** IG-J-HCAA2 **Product Details:** 1 - NQ NL ML Panel (INTERIOR)-NQ Non-Linear Panelboard 1 - MH44BE-PANELBOARD ENCLOSURE/BOX TYPE 1 44H 20W 1 - NC44SHR-PNLBD COVER/TRIM NF T-1 S 44H 20W

Seq #	Qty	Product Description
83	1	**Designation :** IG-J-IT3 **Product Details:** 1 - NQ NL ML Panel (INTERIOR)-NQ Non-Linear Panelboard 1 - MH38BE-PANELBOARD ENCLOSURE/BOX TYPE 1 38H 20W 1 - NC38SHR-PNLBD COVER/TRIM NF T-1 S 38H 20W

Seq #	Qty	Product Description
84	1	**Designation :** IG-J-HCAA3 **Product Details:** 1 - NQ NL ML Panel (INTERIOR)-NQ Non-Linear Panelboard 1 - MH38BE-PANELBOARD ENCLOSURE/BOX TYPE 1 38H 20W 1 - NC38SHR-PNLBD COVER/TRIM NF T-1 S 38H 20W

Seq #	Qty	Product Description
85	1	**Designation :** HACC **Product Details:** 1 - NF MB Panel (INTERIOR)-NF Panelboard 1 - MH50WPSSULNF (BOX)-NF 3R,4,4X,5,12 Stainless Box 20 W 50 H 6.5D

Seq #	Qty	Product Description
86	1	**Designation :** ACC **Product Details:** 1 - NQ MB Panel (INTERIOR)-NQ Panelboard 1 - MH50WPSSULNF (BOX)-NQ 3R,4,4X,5,12 Stainless Box 20 W 50 H 6.5D

Seq #	Qty	Product Description
87	1	**Designation :** HMCBP1 **Product Details:** 1 - NF ML Panel (INTERIOR)-NF Panelboard 1 - MH62-PANELBOARD ENCLOSURE/BOX TYPE 1 62H 20W 1 - NC62VSHR-PNLBD COVER/TRIM NF T-1 S 62H 20W

Seq #	Qty	Product Description
88	1	**Designation :** HMCBP1 **Product Details:** 1 - NF ML Panel (INTERIOR)-NF Panelboard 1 - MH62-PANELBOARD ENCLOSURE/BOX TYPE 1 62H 20W 1 - NC62VSHR-PNLBD COVER/TRIM NF T-1 S 62H 20W

Seq #	Qty	Product Description
89	1	**Designation :** HLCBP **Product Details:** 1 - NF ML Panel (INTERIOR)-NF Panelboard 1 - MH44-PANELBOARD ENCLOSURE/BOX 1 - NC44SHR-PNLBD COVER/TRIM NF T-1 S 44H 20W

Seq #	Qty	Product Description
90	1	**Designation :** LCBP1 **Product Details:** 1 - NQ MB Panel (INTERIOR)-NQ Panelboard 1 - MH50-PANELBOARD ENCLOSURE/BOX TYPE 1 50H 20W 1 - NC50SHR-PANELBOARD COVER/TRIM NF TYPE 1 S HR 50H

Seq #	Qty	Product Description
91	1	**Designation :** LCBP2 **Product Details:** 1 - NQ MB Panel (INTERIOR)-NQ Panelboard 1 - MH50-PANELBOARD ENCLOSURE/BOX TYPE 1 50H 20W 1 - NC50SHR-PANELBOARD COVER/TRIM NF TYPE 1 S HR 50H

Seq #	Qty	Product Description
92	1	**Designation :** J1R-1 **Product Details:** 1 - NQ MB Panel (INTERIOR)-NQ Panelboard 1 - MH50-PANELBOARD ENCLOSURE/BOX TYPE 1 50H 20W 1 - NC50SHR-PANELBOARD COVER/TRIM NF TYPE 1 S HR 50H

Seq #	Qty	Product Description
93	1	**Designation :** J1R-2 **Product Details:** 1 - NQ MB Panel (INTERIOR)-NQ Panelboard 1 - MH50-PANELBOARD ENCLOSURE/BOX TYPE 1 50H 20W 1 - NC50SHR-PANELBOARD COVER/TRIM NF TYPE 1 S HR 50H

Seq #	Qty	Product Description
94	1	**Designation :** J1R-3 **Product Details:** 1 - NQ MB Panel (INTERIOR)-NQ Panelboard 1 - MH50-PANELBOARD ENCLOSURE/BOX TYPE 1 50H 20W 1 - NC50SHR-PANELBOARD COVER/TRIM NF TYPE 1 S HR 50H

Seq #	Qty	Product Description
95	1	**Designation :** J1R-4 **Product Details:** 1 - NQ MB Panel (INTERIOR)-NQ Panelboard 1 - MH50-PANELBOARD ENCLOSURE/BOX TYPE 1 50H 20W 1 - NC50SHR-PANELBOARD COVER/TRIM NF TYPE 1 S HR 50H

Seq #	Qty	Product Description
96	1	**Designation :** J1R-5 **Product Details:** 1 - NQ MB Panel (INTERIOR)-NQ Panelboard 1 - MH50-PANELBOARD ENCLOSURE/BOX TYPE 1 50H 20W 1 - NC50SHR-PANELBOARD COVER/TRIM NF TYPE 1 S HR 50H

Seq #	Qty	Product Description
97	1	**Designation :** J1ML **Product Details:** 1 - NQ MB Panel (INTERIOR)-NQ Panelboard 1 - MH62-PANELBOARD ENCLOSURE/BOX TYPE 1 62H 20W 1 - NC62SHR-PNLBD COVER/TRIM NF T-1 S 62H 20W

Seq #	Qty	Product Description
98	1	**Designation :** HJ1-EV **Product Details:** 1 - NF ML Panel (INTERIOR)-NF Panelboard 1 - MH56-PANELBOARD ENCLOSURE/BOX TYPE 1 56H 20W 1 - NC56VSHR-PNLBD COVER/TRIM NF T-1 S 56H 20W

Seq #	Qty	Product Description
99	1	**Designation :** HJ1-L1 **Product Details:** 1 - NF ML Panel (INTERIOR) - A-NF Panelboard 1 - MH62-PANELBOARD ENCLOSURE/BOX TYPE 1 62H 20W 1 - NC62VSHR-PNLBD COVER/TRIM NF T-1 S 62H 20W 1 - NF ML Panel (INTERIOR) - B-NF Panelboard 1 - MH56-PANELBOARD ENCLOSURE/BOX TYPE 1 56H 20W 1 - NC56VSHR-PNLBD COVER/TRIM NF T-1 S 56H 20W

Seq #	Qty	Product Description
100	1	**Designation :** A1R-1

Product Details:
1 - NQ MB Panel (INTERIOR)-NQ Panelboard
1 - MH50-PANELBOARD ENCLOSURE/BOX TYPE 1 50H 20W
1 - NC50SHR-PANELBOARD COVER/TRIM NF TYPE 1 S HR 50H

Seq #	Qty	Product Description
101	1	**Designation :** A1R-2 **Product Details:** 1 - NQ MB Panel (INTERIOR)-NQ Panelboard 1 - MH50-PANELBOARD ENCLOSURE/BOX TYPE 1 50H 20W 1 - NC50SHR-PANELBOARD COVER/TRIM NF TYPE 1 S HR 50H

Seq #	Qty	Product Description
102	1	**Designation :** A1R-3 **Product Details:** 1 - NQ MB Panel (INTERIOR)-NQ Panelboard 1 - MH50-PANELBOARD ENCLOSURE/BOX TYPE 1 50H 20W 1 - NC50SHR-PANELBOARD COVER/TRIM NF TYPE 1 S HR 50H

Seq #	Qty	Product Description
103	1	**Designation :** A1R-4 **Product Details:** 1 - NQ MB Panel (INTERIOR)-NQ Panelboard 1 - MH50-PANELBOARD ENCLOSURE/BOX TYPE 1 50H 20W 1 - NC50SHR-PANELBOARD COVER/TRIM NF TYPE 1 S HR 50H

Seq #	Qty	Product Description
104	1	**Designation :** A1R-5 **Product Details:** 1 - NQ MB Panel (INTERIOR)-NQ Panelboard 1 - MH50-PANELBOARD ENCLOSURE/BOX TYPE 1 50H 20W 1 - NC50SHR-PANELBOARD COVER/TRIM NF TYPE 1 S HR 50H

Seq #	Qty	Product Description
105	1	**Designation :** HA1-EV **Product Details:** 1 - NF ML Panel (INTERIOR)-NF Panelboard 1 - MH56-PANELBOARD ENCLOSURE/BOX TYPE 1 56H 20W 1 - NC56VSHR-PNLBD COVER/TRIM NF T-1 S 56H 20W

Seq #	Qty	Product Description
106	1	**Designation :** HA1-L1 **Product Details:** 1 - NF ML Panel (INTERIOR) - A-NF Panelboard 1 - MH62-PANELBOARD ENCLOSURE/BOX TYPE 1 62H 20W 1 - NC62VSHR-PNLBD COVER/TRIM NF T-1 S 62H 20W 1 - NF ML Panel (INTERIOR) - B-NF Panelboard 1 - MH56-PANELBOARD ENCLOSURE/BOX TYPE 1 56H 20W 1 - NC56VSHR-PNLBD COVER/TRIM NF T-1 S 56H 20W

Seq #	Qty	Product Description
107	1	**Designation :** A1ML **Product Details:** 1 - NQ MB Panel (INTERIOR)-NQ Panelboard 1 - MH62-PANELBOARD ENCLOSURE/BOX TYPE 1 62H 20W 1 - NC62SHR-PNLBD COVER/TRIM NF T-1 S 62H 20W

Seq #	Qty	Product Description
108	1	**Designation :** B1R-1 **Product Details:** 1 - NQ MB Panel (INTERIOR)-NQ Panelboard 1 - MH50-PANELBOARD ENCLOSURE/BOX TYPE 1 50H 20W

1 - NC50SHR-PANELBOARD COVER/TRIM NF TYPE 1 S HR 50H

Seq #	Qty	Product Description
109	1	**Designation :** B1R-2 **Product Details:** 1 - NQ MB Panel (INTERIOR)-NQ Panelboard 1 - MH50-PANELBOARD ENCLOSURE/BOX TYPE 1 50H 20W 1 - NC50SHR-PANELBOARD COVER/TRIM NF TYPE 1 S HR 50H

Seq #	Qty	Product Description
110	1	**Designation :** B1R-3 **Product Details:** 1 - NQ MB Panel (INTERIOR)-NQ Panelboard 1 - MH50-PANELBOARD ENCLOSURE/BOX TYPE 1 50H 20W 1 - NC50SHR-PANELBOARD COVER/TRIM NF TYPE 1 S HR 50H

Seq #	Qty	Product Description
111	1	**Designation :** B1R-3 **Product Details:** 1 - NQ MB Panel (INTERIOR)-NQ Panelboard 1 - MH50-PANELBOARD ENCLOSURE/BOX TYPE 1 50H 20W 1 - NC50SHR-PANELBOARD COVER/TRIM NF TYPE 1 S HR 50H

Seq #	Qty	Product Description
112	1	**Designation :** B1R-4 **Product Details:** 1 - NQ MB Panel (INTERIOR)-NQ Panelboard 1 - MH50-PANELBOARD ENCLOSURE/BOX TYPE 1 50H 20W 1 - NC50SHR-PANELBOARD COVER/TRIM NF TYPE 1 S HR 50H

Seq #	Qty	Product Description
113	1	**Designation :** B1R-5 **Product Details:** 1 - NQ MB Panel (INTERIOR)-NQ Panelboard 1 - MH50-PANELBOARD ENCLOSURE/BOX TYPE 1 50H 20W 1 - NC50SHR-PANELBOARD COVER/TRIM NF TYPE 1 S HR 50H

Seq #	Qty	Product Description
114	1	**Designation :** HB1-EV **Product Details:** 1 - NF ML Panel (INTERIOR)-NF Panelboard 1 - MH56-PANELBOARD ENCLOSURE/BOX TYPE 1 56H 20W 1 - NC56VSHR-PNLBD COVER/TRIM NF T-1 S 56H 20W

Seq #	Qty	Product Description
115	1	**Designation :** HB1-L1 **Product Details:** 1 - NF ML Panel (INTERIOR) - A-NF Panelboard 1 - MH62-PANELBOARD ENCLOSURE/BOX TYPE 1 62H 20W 1 - NC62VSHR-PNLBD COVER/TRIM NF T-1 S 62H 20W 1 - NF ML Panel (INTERIOR) - B-NF Panelboard 1 - MH56-PANELBOARD ENCLOSURE/BOX TYPE 1 56H 20W 1 - NC56VSHR-PNLBD COVER/TRIM NF T-1 S 56H 20W

Seq #	Qty	Product Description
116	1	**Designation :** B1ML **Product Details:** 1 - NQ MB Panel (INTERIOR)-NQ Panelboard 1 - MH62-PANELBOARD ENCLOSURE/BOX TYPE 1 62H 20W 1 - NC62SHR-PNLBD COVER/TRIM NF T-1 S 62H 20W

Seq #	Qty	Product Description
117	1	**Designation :** C1R-1 **Product Details:** 1 - NQ MB Panel (INTERIOR)-NQ Panelboard 1 - MH50-PANELBOARD ENCLOSURE/BOX TYPE 1 50H 20W 1 - NC50SHR-PANELBOARD COVER/TRIM NF TYPE 1 S HR 50H

Seq #	Qty	Product Description
118	1	**Designation :** C1R-2 **Product Details:** 1 - NQ MB Panel (INTERIOR)-NQ Panelboard 1 - MH50-PANELBOARD ENCLOSURE/BOX TYPE 1 50H 20W 1 - NC50SHR-PANELBOARD COVER/TRIM NF TYPE 1 S HR 50H

Seq #	Qty	Product Description
119	1	**Designation :** C1R-3 **Product Details:** 1 - NQ MB Panel (INTERIOR)-NQ Panelboard 1 - MH50-PANELBOARD ENCLOSURE/BOX TYPE 1 50H 20W 1 - NC50SHR-PANELBOARD COVER/TRIM NF TYPE 1 S HR 50H

Seq #	Qty	Product Description
120	1	**Designation :** C1R-4 **Product Details:** 1 - NQ MB Panel (INTERIOR)-NQ Panelboard 1 - MH50-PANELBOARD ENCLOSURE/BOX TYPE 1 50H 20W 1 - NC50SHR-PANELBOARD COVER/TRIM NF TYPE 1 S HR 50H

Seq #	Qty	Product Description
121	1	**Designation :** C1R-5 **Product Details:** 1 - NQ MB Panel (INTERIOR)-NQ Panelboard 1 - MH50-PANELBOARD ENCLOSURE/BOX TYPE 1 50H 20W 1 - NC50SHR-PANELBOARD COVER/TRIM NF TYPE 1 S HR 50H

Seq #	Qty	Product Description
122	1	**Designation :** HC1-EV **Product Details:** 1 - NF ML Panel (INTERIOR)-NF Panelboard 1 - MH56-PANELBOARD ENCLOSURE/BOX TYPE 1 56H 20W 1 - NC56VSHR-PNLBD COVER/TRIM NF T-1 S 56H 20W

Seq #	Qty	Product Description
123	1	**Designation :** HC1-L1 **Product Details:** 1 - NF ML Panel (INTERIOR) - A-NF Panelboard 1 - MH62-PANELBOARD ENCLOSURE/BOX TYPE 1 62H 20W 1 - NC62VSHR-PNLBD COVER/TRIM NF T-1 S 62H 20W 1 - NF ML Panel (INTERIOR) - B-NF Panelboard 1 - MH56-PANELBOARD ENCLOSURE/BOX TYPE 1 56H 20W 1 - NC56VSHR-PNLBD COVER/TRIM NF T-1 S 56H 20W

Seq #	Qty	Product Description
124	1	**Designation :** C1ML **Product Details:** 1 - NQ MB Panel (INTERIOR)-NQ Panelboard 1 - MH62-PANELBOARD ENCLOSURE/BOX TYPE 1 62H 20W 1 - NC62SHR-PNLBD COVER/TRIM NF T-1 S 62H 20W

Seq #	Qty	Product Description
125	1	**Designation :** D1R-1 **Product Details:**

1 - NQ MB Panel (INTERIOR)-NQ Panelboard
1 - MH50-PANELBOARD ENCLOSURE/BOX TYPE 1 50H 20W
1 - NC50SHR-PANELBOARD COVER/TRIM NF TYPE 1 S HR 50H

Seq #	Qty	Product Description
126	1	**Designation :** D1R-2 **Product Details:** 1 - NQ MB Panel (INTERIOR)-NQ Panelboard 1 - MH50-PANELBOARD ENCLOSURE/BOX TYPE 1 50H 20W 1 - NC50SHR-PANELBOARD COVER/TRIM NF TYPE 1 S HR 50H

Seq #	Qty	Product Description
127	1	**Designation :** D1R-3 **Product Details:** 1 - NQ MB Panel (INTERIOR)-NQ Panelboard 1 - MH50-PANELBOARD ENCLOSURE/BOX TYPE 1 50H 20W 1 - NC50SHR-PANELBOARD COVER/TRIM NF TYPE 1 S HR 50H

Seq #	Qty	Product Description
128	1	**Designation :** D1R-4 **Product Details:** 1 - NQ MB Panel (INTERIOR)-NQ Panelboard 1 - MH50-PANELBOARD ENCLOSURE/BOX TYPE 1 50H 20W 1 - NC50SHR-PANELBOARD COVER/TRIM NF TYPE 1 S HR 50H

Seq #	Qty	Product Description
129	1	**Designation :** D1R-5 **Product Details:** 1 - NQ MB Panel (INTERIOR)-NQ Panelboard 1 - MH50-PANELBOARD ENCLOSURE/BOX TYPE 1 50H 20W 1 - NC50SHR-PANELBOARD COVER/TRIM NF TYPE 1 S HR 50H

Seq #	Qty	Product Description
130	1	**Designation :** HD1-EV **Product Details:** 1 - NF ML Panel (INTERIOR)-NF Panelboard 1 - MH56-PANELBOARD ENCLOSURE/BOX TYPE 1 56H 20W 1 - NC56VSHR-PNLBD COVER/TRIM NF T-1 S 56H 20W

Seq #	Qty	Product Description
131	1	**Designation :** HD1-L1 **Product Details:** 1 - NF ML Panel (INTERIOR) - A-NF Panelboard 1 - MH62-PANELBOARD ENCLOSURE/BOX TYPE 1 62H 20W 1 - NC62VSHR-PNLBD COVER/TRIM NF T-1 S 62H 20W 1 - NF ML Panel (INTERIOR) - B-NF Panelboard 1 - MH56-PANELBOARD ENCLOSURE/BOX TYPE 1 56H 20W 1 - NC56VSHR-PNLBD COVER/TRIM NF T-1 S 56H 20W

Seq #	Qty	Product Description
132	1	**Designation :** D1ML **Product Details:** 1 - NQ MB Panel (INTERIOR)-NQ Panelboard 1 - MH62-PANELBOARD ENCLOSURE/BOX TYPE 1 62H 20W 1 - NC62SHR-PNLBD COVER/TRIM NF T-1 S 62H 20W

Seq #	Qty	Product Description
133	1	**Designation :** SPD-ASD-DP-EQ **Product Details:** EMD45-SPD T1 EMD 500KA 480Y 277V 3P4W

Seq #	Qty	Product Description
134	5	**Designation :** SPD-SWBD-J1,A1,B1,C1,D1 **Product Details:** EMD43-SPD T1 EMD 300KA 480Y 277V 3P4W

Seq #	Qty	Product Description
135	2	**Designation :** SPD-ASD-DP-LS, DP-CBP **Product Details:** EMB42-SPD T1 EMB 200kA 480Y 277V 3P4W

Seq #	Qty	Product Description
136	17	**Designation :** SPD-480/277Y Panels **Product Details:** HWB41-SPD T1 HWB 100KA 480Y 277V 3P4W

Seq #	Qty	Product Description
137	21	**Designation :** SPD-120/208Y Panels **Product Details:** HWB21-SPD T1 HWB 100KA 208Y 120V 3P4W

Seq #	Qty	Product Description
138	1	**Designation :** T-J3R **Product Details:** 1 - EXN75T3HCU-Transformer Dry Type 75kvVA 480D208Y 1 - DASKP250-DASKP250 LUG KIT

Seq #	Qty	Product Description
139	1	**Designation :** T-LS-LA **Product Details:** 1 - EXN15T3HFCU-Transformer Dry Type 15kVA 480D208Y 1 - DASKP100-DASKP100 LUG KIT 1 - DASKGS100-MECHANICAL LUG KITS

Seq #	Qty	Product Description
140	1	**Designation :** T-LS-LB **Product Details:** 1 - EXN15T3HFCU-Transformer Dry Type 15kVA 480D208Y 1 - DASKP100-DASKP100 LUG KIT 1 - DASKGS100-MECHANICAL LUG KITS

Seq #	Qty	Product Description
141	1	**Designation :** T-LS-LC **Product Details:** 1 - EXN15T3HFCU-Transformer Dry Type 15kVA 480D208Y 1 - DASKP100-DASKP100 LUG KIT 1 - DASKGS100-MECHANICAL LUG KITS

Seq #	Qty	Product Description
142	1	**Designation :** T-LS-LD **Product Details:** 1 - EXN15T3HFCU-Transformer Dry Type 15kVA 480D208Y 1 - DASKP100-DASKP100 LUG KIT 1 - DASKGS100-MECHANICAL LUG KITS

Seq #	Qty	Product Description
143	1	**Designation :** T-EQ-LA **Product Details:** 1 - EXN45T3HCU-Transformer Dry Type 45kvVA 480D208Y 1 - DASKP100-DASKP100 LUG KIT 1 - DASKGS250-MECHANICAL LUG KITS

Seq #	Qty	Product Description
144	1	**Designation :** T-EQ-LB **Product Details:** 1 - EXN45T3HCU-Transformer Dry Type 45kvVA 480D208Y 1 - DASKP100-DASKP100 LUG KIT 1 - DASKGS250-MECHANICAL LUG KITS

Seq #	Qty	Product Description
145	1	**Designation :** T-EQ-LC **Product Details:** 1 - EXN45T3HCU-Transformer Dry Type 45kvVA 480D208Y 1 - DASKP100-DASKP100 LUG KIT 1 - DASKGS250-MECHANICAL LUG KITS

Seq #	Qty	Product Description
146	1	**Designation :** T-EQ-LD **Product Details:** 1 - EXN45T3HCU-Transformer Dry Type 45kvVA 480D208Y 1 - DASKP100-DASKP100 LUG KIT 1 - DASKGS250-MECHANICAL LUG KITS

Seq #	Qty	Product Description
147	1	**Designation :** T-EQ-LJ **Product Details:** 1 - EXN75T3HCU-Transformer Dry Type 75kvVA 480D208Y 1 - DASKP250-DASKP250 LUG KIT 1 - DASKGS250-MECHANICAL LUG KITS

Seq #	Qty	Product Description
148	1	**Designation :** T-LS-LJ **Product Details:** 1 - EXN15T3HFCU-Transformer Dry Type 15kVA 480D208Y 1 - DASKP100-DASKP100 LUG KIT 1 - DASKGS100-MECHANICAL LUG KITS

Seq #	Qty	Product Description
149	1	**Designation :** T-LS-CBP **Product Details:** 1 - EXN15T3HFCU-Transformer Dry Type 15kVA 480D208Y 1 - DASKP100-DASKP100 LUG KIT 1 - DASKGS100-MECHANICAL LUG KITS

Seq #	Qty	Product Description
150	1	**Designation :** T-LCBP1 **Product Details:** 1 - EXN75T3HCU-Transformer Dry Type 75kvVA 480D208Y 1 - DASKP250-DASKP250 LUG KIT 1 - DASKGS250-MECHANICAL LUG KITS

Seq #	Qty	Product Description
151	1	**Designation :** T-LCBP2 **Product Details:** 1 - EXN75T3HCU-Transformer Dry Type 75kvVA 480D208Y 1 - DASKP250-DASKP250 LUG KIT 1 - DASKGS250-MECHANICAL LUG KITS

Seq #	Qty	Product Description
152	1	**Designation :** T-ACC **Product Details:** 1 - EXN15T3HFCUSST3-LV Transformer: DOE 2016 EX or EXN 1 - DASKP100-DASKP100 LUG KIT

1 - DASKGS100-MECHANICAL LUG KITS

Seq #	Qty	Product Description
153	1	**Designation :** T-J1R **Product Details:** 1 - EX225T3HCU-Transformer Dry Type 225kvVA 480D208Y 1 - DASKP400-DASKP400 LUG KIT 1 - DASKGS1000-MECHANICAL LUG KITS

Seq #	Qty	Product Description
154	1	**Designation :** T-J1C **Product Details:** 1 - EX225T3HCU-Transformer Dry Type 225kvVA 480D208Y 1 - DASKP400-DASKP400 LUG KIT 1 - DASKGS1000-MECHANICAL LUG KITS

Seq #	Qty	Product Description
155	1	**Designation :** T-J1M **Product Details:** 1 - EXN75T3HCU-Transformer Dry Type 75kvVA 480D208Y 1 - DASKP250-DASKP250 LUG KIT 1 - DASKGS250-MECHANICAL LUG KITS

Seq #	Qty	Product Description
156	1	**Designation :** T-A1R **Product Details:** 1 - EX225T3HCU-Transformer Dry Type 225kvVA 480D208Y 1 - DASKP400-DASKP400 LUG KIT 1 - DASKGS1000-MECHANICAL LUG KITS

Seq #	Qty	Product Description
157	1	**Designation :** T-A1C **Product Details:** 1 - EX225T3HCU-Transformer Dry Type 225kvVA 480D208Y 1 - DASKP400-DASKP400 LUG KIT 1 - DASKGS1000-MECHANICAL LUG KITS

Seq #	Qty	Product Description
158	1	**Designation :** T-A1M **Product Details:** 1 - EXN75T3HCU-Transformer Dry Type 75kvVA 480D208Y 1 - DASKP250-DASKP250 LUG KIT

Seq #	Qty	Product Description
159	1	**Designation :** T-B1R **Product Details:** 1 - EX225T3HCU-Transformer Dry Type 225kvVA 480D208Y 1 - DASKP400-DASKP400 LUG KIT 1 - DASKGS1000-MECHANICAL LUG KITS

Seq #	Qty	Product Description
160	1	**Designation :** T-B1C **Product Details:** 1 - EX225T3HCU-Transformer Dry Type 225kvVA 480D208Y 1 - DASKP400-DASKP400 LUG KIT 1 - DASKGS1000-MECHANICAL LUG KITS

Seq #	Qty	Product Description
161	1	**Designation :** T-B1M **Product Details:** 1 - EXN75T3HCU-Transformer Dry Type 75kvVA 480D208Y

1 - DASKP250-DASKP250 LUG KIT
1 - DASKGS250-MECHANICAL LUG KITS

Seq #	Qty	Product Description
162	1	**Designation :** T-C1R **Product Details:** 1 - EX225T3HCU-Transformer Dry Type 225kvVA 480D208Y 1 - DASKP400-DASKP400 LUG KIT 1 - DASKGS1000-MECHANICAL LUG KITS

Seq #	Qty	Product Description
163	1	**Designation :** T-C1C **Product Details:** 1 - EX225T3HCU-Transformer Dry Type 225kvVA 480D208Y 1 - DASKP400-DASKP400 LUG KIT 1 - DASKGS1000-MECHANICAL LUG KITS

Seq #	Qty	Product Description
164	1	**Designation :** T-C1M **Product Details:** 1 - EXN75T3HCU-Transformer Dry Type 75kvVA 480D208Y 1 - DASKP250-DASKP250 LUG KIT 1 - DASKGS250-MECHANICAL LUG KITS

Seq #	Qty	Product Description
165	1	**Designation :** T-D1R **Product Details:** 1 - EX225T3HCU-Transformer Dry Type 225kvVA 480D208Y 1 - DASKP400-DASKP400 LUG KIT 1 - DASKGS1000-MECHANICAL LUG KITS

Seq #	Qty	Product Description
166	1	**Designation :** T-D1C **Product Details:** 1 - EX225T3HCU-Transformer Dry Type 225kvVA 480D208Y 1 - DASKP400-DASKP400 LUG KIT 1 - DASKGS1000-MECHANICAL LUG KITS

Seq #	Qty	Product Description
167	1	**Designation :** T-D1M **Product Details:** 1 - EXN75T3HCU-Transformer Dry Type 75kvVA 480D208Y 1 - DASKP250-DASKP250 LUG KIT 1 - DASKGS250-MECHANICAL LUG KITS

Seq #	Qty	Product Description
168	1	**Designation :** PCH-2 DISC **Product Details:** 1 - HU366-SWITCH NOT FUSIBLE HD 600V 600A 3P NEMA1 1 - PKOGTA2-EQUIP GRD ASSY 240V + 600V 100-200

Seq #	Qty	Product Description
169	10	**Designation :** EQ DISCS (E-501) **Product Details:** 10 - VH323N-HDSS TYPE1 240V 100 AMP 3 POLE Fuse 10 - GTK0610-KIT EQUIPMENT GROUND CU/AL

Seq #	Qty	Product Description
170	3	**Designation :** 200A DISC (E-502) **Product Details:** 3 - VHU364-HDSS TYPE1 600V 200 AMP 3 POLE unFuse

3 - PKOGTA2-EQUIP GRD ASSY 240V + 600V 100-200

Seq #	Qty	Product Description
171	3	**Designation :** 30A DISC (E-502) **Product Details:** 3 - VHU361-HDSS TYPE1 600V 30 AMP 3 POLE unFuse 3 - GTK03-KIT EQUIPMENT GROUND CU/AL

Seq #	Qty	Product Description
172	3	**Designation :** 100A DISC (E-502) **Product Details:** 3 - VHU363-HDSS TYPE1 600V 100 AMP 3 POLE unFuse 3 - GTK0610-KIT EQUIPMENT GROUND CU/AL

Seq #	Qty	Product Description
173	3	**Designation :** 400A DISC (E-503) **Product Details:** 3 - HU365VW-SWITCH NON FUSE 600V 400A TYPE 1 VW 3 - PKOGTA2-EQUIP GRD ASSY 240V + 600V 100-200

Seq #	Qty	Product Description
174	3	**Designation :** 30A DISC (E-503) **Product Details:** 3 - VHU361-HDSS TYPE1 600V 30 AMP 3 POLE unFuse 3 - GTK03-KIT EQUIPMENT GROUND CU/AL

Seq #	Qty	Product Description
175	3	**Designation :** 200A DISC (E-503) **Product Details:** 3 - VHU364-HDSS TYPE1 600V 200 AMP 3 POLE unFuse 3 - PKOGTA2-EQUIP GRD ASSY 240V + 600V 100-200

Seq #	Qty	Product Description
176	2	**Designation :** 400A DISC (E-504) **Product Details:** 2 - HU365VW-SWITCH NON FUSE 600V 400A TYPE 1 VW 2 - PKOGTA2-EQUIP GRD ASSY 240V + 600V 100-200

Seq #	Qty	Product Description
177	2	**Designation :** 30A DISC (E-504) **Product Details:** 2 - VHU361-HDSS TYPE1 600V 30 AMP 3 POLE unFuse 2 - GTK03-KIT EQUIPMENT GROUND CU/AL

Seq #	Qty	Product Description
178	2	**Designation :** 200A DISC (E-504) **Product Details:** 2 - VHU364-HDSS TYPE1 600V 200 AMP 3 POLE unFuse 2 - PKOGTA2-EQUIP GRD ASSY 240V + 600V 100-200

Seq #	Qty	Product Description
179	4	**Designation :** 200A DISC (E-505) **Product Details:** 4 - VHU364-HDSS TYPE1 600V 200 AMP 3 POLE unFuse 4 - PKOGTA2-EQUIP GRD ASSY 240V + 600V 100-200

Seq #	Qty	Product Description
180	4	**Designation :** 30A DISC (E-505) **Product Details:** 4 - VHU361-HDSS TYPE1 600V 30 AMP 3 POLE unFuse

4 - GTK03-KIT EQUIPMENT GROUND CU/AL

Seq #	Qty	Product Description
181	3	**Designation :** 100A DISC (E-505) **Product Details:** 3 - VHU363-HDSS TYPE1 600V 100 AMP 3 POLE unFuse 3 - GTK0610-KIT EQUIPMENT GROUND CU/AL

Seq #	Qty	Product Description
182	1	**Designation :** 400A DISC (E-505) **Product Details:** 1 - HU365VW-SWITCH NON FUSE 600V 400A TYPE 1 VW 1 - PKOGTA2-EQUIP GRD ASSY 240V + 600V 100-200

Seq #	Qty	Product Description
183	4	**Designation :** 200A DISC (E-506) **Product Details:** 4 - VHU364-HDSS TYPE1 600V 200 AMP 3 POLE unFuse 4 - PKOGTA2-EQUIP GRD ASSY 240V + 600V 100-200

Seq #	Qty	Product Description
184	4	**Designation :** 30A DISC (E-506) **Product Details:** 4 - VHU361-HDSS TYPE1 600V 30 AMP 3 POLE unFuse 4 - GTK03-KIT EQUIPMENT GROUND CU/AL

Seq #	Qty	Product Description
185	4	**Designation :** 100A DISC (E-506) **Product Details:** 4 - VHU363-HDSS TYPE1 600V 100 AMP 3 POLE unFuse 4 - GTK0610-KIT EQUIPMENT GROUND CU/AL

Seq #	Qty	Product Description
186	3	**Designation :** CT-1,CT-2,CT-3 discs **Product Details:** 3 - VHU363DSGL-HDSS TYPE4X 600V 100 AMP 3 POLE unFuse

Seq #	Qty	Product Description
187	3	**Designation :** CH-1,2,3 **Product Details:** 3 - Integrated Equipment Solutions-Square D Integrated Equipment

Seq #	Qty	Product Description
188	3	**Designation :** PCHP-1,2,3 **Product Details:** 3 - HU367-SWITCH NOT FUSIBLE HD 600V 800A 3P NEMA1 3 - PKOGTA7-HDSS EQUIPMENT GRND ASSY 240V&600V 800A

Seq #	Qty	Product Description
189	1	**Designation :** HRC-1 **Product Details:** 1 - HU366-SWITCH NOT FUSIBLE HD 600V 600A 3P NEMA1 1 - PKOGTA2-EQUIP GRD ASSY 240V + 600V 100-200

Seq #	Qty	Product Description
190	3	**Designation :** FCU **Product Details:** 3 - VHU361-HDSS TYPE1 600V 30 AMP 3 POLE unFuse 3 - GTK03-KIT EQUIPMENT GROUND CU/AL

Seq #	Qty	Product Description
191	3	**Designation :** 200A PUMP **Product Details:** 3 - VHU364DSGL-HDSS TYPE4X 600V 200 AMP 3 POLE unFuse

Seq #	Qty	Product Description
192	3	**Designation :** 100A PUMP **Product Details:** 3 - VHU363DSGL-HDSS TYPE4X 600V 100 AMP 3 POLE unFuse

Seq #	Qty	Product Description
193	1	**Designation :** 60A PUMP **Product Details:** 1 - VHU362-HDSS TYPE1 600V 60 AMP 3 POLE unFuse 1 - GTK0610-KIT EQUIPMENT GROUND CU/AL

Seq #	Qty	Product Description
194	6	**Designation :** 30A PUMP **Product Details:** 6 - VHU361-HDSS TYPE1 600V 30 AMP 3 POLE unFuse 6 - GTK03-KIT EQUIPMENT GROUND CU/AL

Seq #	Qty	Product Description
195	1	**Designation :** 100A DOAS **Product Details:** 1 - VHU363-HDSS TYPE1 600V 100 AMP 3 POLE unFuse 1 - GTK0610-KIT EQUIPMENT GROUND CU/AL

Seq #	Qty	Product Description
196	9	**Designation :** 60A DOAS **Product Details:** 9 - VHU362-HDSS TYPE1 600V 60 AMP 3 POLE unFuse 9 - GTK0610-KIT EQUIPMENT GROUND CU/AL

Seq #	Qty	Product Description
197	4	**Designation :** 30A BOILER **Product Details:** 4 - VHU361-HDSS TYPE1 600V 30 AMP 3 POLE unFuse 4 - GTK03-KIT EQUIPMENT GROUND CU/AL

Seq #	Qty	Product Description
198	7	**Designation :** 30A EF **Product Details:** 7 - VHU361-HDSS TYPE1 600V 30 AMP 3 POLE unFuse 7 - GTK03-KIT EQUIPMENT GROUND CU/AL

Seq #	Qty	Product Description
199	22	**Designation :** 60A AHU **Product Details:** 22 - VHU362-HDSS TYPE1 600V 60 AMP 3 POLE unFuse 22 - GTK0610-KIT EQUIPMENT GROUND CU/AL

Seq #	Qty	Product Description
200	20	**Designation :** 30A AHU **Product Details:** 20 - VHU361-HDSS TYPE1 600V 30 AMP 3 POLE unFuse 20 - GTK03-KIT EQUIPMENT GROUND CU/AL

Seq #	Qty	Product Description

201	12	**Designation :** 30A EWH **Product Details:** 12 - VHU361-HDSS TYPE1 600V 30 AMP 3 POLE unFuse 12 - GTK03-KIT EQUIPMENT GROUND CU/AL

Seq #	Qty	Product Description
202	1	**Designation :** 30A GLYCOL **Product Details:** 1 - VHU361-HDSS TYPE1 600V 30 AMP 3 POLE unFuse 1 - GTK03-KIT EQUIPMENT GROUND CU/AL

Seq #	Qty	Product Description
203	3	**Designation :** 400A ASD **Product Details:** 3 - HU365-SWITCH NOT FUSIBLE HD 600V 400A 3P NEMA1 3 - PKOGTA2-EQUIP GRD ASSY 240V + 600V 100-200

Seq #	Qty	Product Description
204	10	**Designation :** 200A ASD **Product Details:** 10 - VHU364-HDSS TYPE1 600V 200 AMP 3 POLE unFuse 10 - PKOGTA2-EQUIP GRD ASSY 240V + 600V 100-200

Seq #	Qty	Product Description
205	4	**Designation :** 30A CBP **Product Details:** 4 - VHU361-HDSS TYPE1 600V 30 AMP 3 POLE unFuse 4 - GTK03-KIT EQUIPMENT GROUND CU/AL

Seq #	Qty	Product Description
206	4	**Designation :** 30A OD **Product Details:** 4 - VHU361-HDSS TYPE1 600V 30 AMP 3 POLE unFuse 4 - GTK03-KIT EQUIPMENT GROUND CU/AL

Seq #	Qty	Product Description
207	23	**Designation :** 30A DX **Product Details:** 23 - VHU361-HDSS TYPE1 600V 30 AMP 3 POLE unFuse 23 - GTK03-KIT EQUIPMENT GROUND CU/AL

Seq #	Qty	Product Description
208	21	**Designation :** 30A DX CU **Product Details:** 21 - VHU361DSGL-HDSS TYPE4X 600V 30 AMP 3 POLE unFuse

Seq #	Qty	Product Description
209	15	**Designation :** 100A ELEV **Product Details:** 15 - VHU363-HDSS TYPE1 600V 100 AMP 3 POLE unFuse 15 - EIK1-KIT ELECTRICAL INTERLOCK SWITCH 15 - GTK0610-KIT EQUIPMENT GROUND CU/AL

Seq #	Qty	Product Description
210	7	**Designation :** 400A PBB **Product Details:** 7 - HU365DSVW-Type of Switch: Heavy Duty 7 - PKOGTA2-EQUIP GRD ASSY 240V + 600V 100-200

Seq #	Qty	Product Description

211	32	**Designation :** 200A PBB **Product Details:** 32 - VHU364DSGL-HDSS TYPE4X 600V 200 AMP 3 POLE unFuse

Seq #	Qty	Product Description
212	9	**Designation :** 100A PBB **Product Details:** 9 - VHU363DSGL-HDSS TYPE4X 600V 100 AMP 3 POLE unFuse

Seq #	Qty	Product Description
213	16	**Designation :** 30A PBB **Product Details:** 16 - VHU361DSGL-HDSS TYPE4X 600V 30 AMP 3 POLE unFuse

Seq #	Qty	Product Description
214	5	**Designation :** DP PNLS 480V **Product Details:** METSEHDPM42BCME27-HDPM6000R42 20x20 Encl 277/480V HMI7

Seq #	Qty	Product Description
215	5	**Designation :** DP PNLS 208V **Product Details:** METSEHDPM42BCLE27-HDPM6000R42 20x20 Encl 120/208V HMI7

Seq #	Qty	Product Description
216	135	**Designation :** 250A CT **Product Details:** METSEHD300A30-300A, SCCT, 1

Seq #	Qty	Product Description
217	90	**Designation :** 100A CT **Product Details:** METSEHDPM125A30-125a SC 30'

Seq #	Qty	Product Description
218	75	**Designation :** 60A CT **Product Details:** METSEHDPM125A30-125a SC 30'

Seq #	Qty	Product Description
219	1	**Designation :** Add to existing PME **Product Details:** 1 - PSWDBNCZZNPEZZ-PME 25 Device Pack 1 - PSWDFNCZZNPEZZ-PME 200 Device Pack

Seq #	Qty	Product Description
220	1	**Designation :** Mtr Integration into PME **Product Details:** 1 - DZM7A1SX0355ZN0NB0-In Office System Design 1 - OSM7A0SX0355ZN0NB52-Onsite Inst. Commissioning 1 - 9784VISTAMM-Vista Screen Dev - Main Menu 4 - 9784VISTAOL-Vista Screen Dev - One-Lines Please click the following link for onsite work T&Cs: https://download.schneider-electric.com/files?&p_Doc_Ref=0100PL1901

Seq #	Qty	Product Description
221	1	**Designation :** LVDO Startup **Product Details:** 1 - SRVSQDSER-Startup Services - Straight Time 1 - 12MTHEXTWARRWSTUP-SIBS 12 MO EXTENDED WARRANTY W/ STARTUP

Seq #	Qty	Product Description
222	1	**Designation :** QED Startup **Product Details:** 1 - SRVSQDSER-Startup Services - Straight Time 1 - 12MTHEXTWARRWSTUP-SIBS 12 MO EXTENDED WARRANTY W/ STARTUP

Seq #	Qty	Product Description
223	1	**Designation :** LVDO KI Scheme **Product Details:** ENGR: KEY INTERLOCK / SOO-ENGR: KEY INTERLOCK / SOO

Seq #	Qty	Product Description
224	1	**Designation :** **Product Details:** SRVINAAARCETO-Schneider Electric Engineering Services, LLC

We are pleased to quote Arc Flash, Arc Flash Labels, Short Circuit, Time Current for TIA Airside D Expansion (QSR-2025-218126) per AD-E501 – E505 with the following clarification(s).

Clarification(s)

• No specification was submitted with the request for quotation. Therefore, this quotation is for a power system study performed in accordance with the attached specification.

• The scope of this quote includes the creation of the setpoint files that we will supply to the commissioning agent when startup is near. The files will only contain protection elements based on the SC/TCC study results programed to an output contact designed to operate the breaker or an 86 relay. No additional control or logic programming is included outside of simple clearly defined pass-through logic requested by the PLC (alarms, source health etc.). No Advanced ATO type Relay based programming logic or Advanced Arc Flash Detection (AFD) type logic programming. If additional communication, control or logic programming is needed that will need to be quoted separately.

• CUSTOMER INSTALLED – The labeling requirements will be based on the following arc flash labeling practice.
The arc flash labeling practice on this job will consist of two labels: (1) An Arc Flash Information label and (2) a general safety label. The Arc Flash Information label is printed with values produced by a Schneider Electric Engineering Services, LLC analysis and is field installed. The general safety label is factory installed on new Square D brand equipment and will be provided for field installation on electrical equipment lacking these labels. Refer to 0180IB0802 (Arc-Flash Label Installation Instruction Bulletin) which shows samples and describes our offer in detail.

• Data collection shall be provided by the electrical contractor at no cost to Schneider Electric Engineering Services, LLC.

This quote is subject to the services and billing agreement for Schneider Electric Engineering Services, LLC.
Engineering services included in this quote will be performed by a firm licensed to perform engineering in the jurisdiction where the services are offered.

When SC & TCC are included in the study scope, our intent is to deliver an initial SC & TCC study concurrent to submitting the equipment approval drawings, using conservatively estimated utility source impedances and conductor lengths, if necessary. Reports will be revised to include AF once all remaining required data, which will be identified as part of the initial study, is provided.

Customer is responsible for supplying necessary data (refer to the summary below) in order to complete the study. We can assist in obtaining utility data if provided contact information. The Field Office is responsible for communicating any change orders that may impact the results of the analysis.

*** If specific data is not received, an initial short-circuit and time-current coordination analyses will be performed using conservatively estimated utility source impedances and conductor lengths - other calculations such as arc flash, harmonic, load flow, voltage drop, and motor starting will be performed once all remaining required data, which will be identified as part of initial study, is provided.***

Summary - intended for SC, TCC, & AF (not all-inclusive):
• One-line diagram showing the scope of the system study.
• All cables: size (AWG), type (CU/AL), # of sets, conduit type, and wire length, including service entrance cable.
• The available short-circuit current from the utility company at the point of supply.
• Service transformer information with primary fuse rating or breaker settings (ignore if Schneider Electric is supplying the transformer).
If applicable:
• Generator electrical data and breaker(s) details.
• Automatic transfer switch withstand current rating or catalog number.
• Submittals for paralleling gear or equipment associated with the emergency or UPS system.
• Starter type (e.g., soft-start, VFD, other) and location of any motors greater than 50HP.

Changes to specifications on which this quote was based may result in additional cost.

Feel free to contact me at quotes_system_studies@se.com with any questions. Please email future quote opportunities with the Q2C#, Field Office, & study specifications.

Thanks,

Seq #	Qty	Product Description
225	1	**Designation :** Ecocare **Product Details:** 1 - ECOCAREESSP-EcoCare ESS Plan - Power Products 47 - ECOESSLVDO3Y-EcoCare Ess LVDO 3Y 47 - ECRLVHIGHUPGWE1Y-Care UPG LVHIGH WE1Y 20 - ECOESSLV3Y-EcoCare Ess LV 3Y 20 - ECRLVSWBUPGWE1Y-Care UPG LVSWB WE1Y

TRITON SUPPLY

533 Austin Street
Grand Prairie, TX 75051

Estimate

Date	Estimate #
5/29/2025	0248893498

Name / Address
APG

P.O. No.	Project
	TIA Airside D

Item Code	Supplier	Item #	Description	Qty	Rate	Total
material - misc	SQUARE D CO.		2025-2523721 UPS QUOTE	1	280,692.84	280,692.84T
			Please see attached Bom The contract price for goods and or services shall be increased by the amount of any applicable tariff, excise, fee, assessment, levy, charge or duty of any kind whatsoever, imposed, assessed or collected by any governmental body, whether or not reflected in the costs charged to Triton, and Triton may increase its cost for goods and or services appropriately to take into account such increases in Triton's costs.			
			ADD WARRANTY TILL Q4 2029 =			$28,000.00
			FOB DESTINATION=			$10,000.00
			ASD TOTAL =			$318,692.84

~~Subtotal~~	~~$280,692.84~~
~~Sales Tax (6.0%)~~	~~$16,841.57~~
~~Total~~	~~$297,534.41~~

2025-2523721 - ISX0002504487-0002 - Tampa International Airport - Airside D - 80kW - CCI - OP-250521-15425604

Quote Number	2025-2523721	**Prepared For**	Tampa International Airport (TPA) - Headquarters
Quote Date	5/21/2025	**Sales Contact**	Gabriela Neira
Valid Until:	6/15/2025		
Opportunity Number:	OP-250521-15425604		
Bill To :	GRAYBAR P O BOX 78099 63178 SAINT LOUIS	**End-User :**	Tampa International Airport (TPA) - Headquarters 4100 George J Bean Inbound Pkwy 33607-1402

MO
UNITED STATES

Tampa
Florida
USA

Quote Number: 2025-2523721
Valid Until: 6/15/2025

ISX0002504487-0002

Copy_1_Design1

Room Components - Equipment

Item No.	Qty.	Product	Description
4	1	GVSUPS80KGS	Galaxy VS UPS 80kW 480V for External Batteries, Start-up 5x8
5	1	GVSBPOT100	Galaxy VS Maintenance Bypass Cabinet with Output Transformer 60-100kW 480V In, 208V Out
6	4	LIBSESMG16UL	Galaxy Li-Ion Battery Cabinet UL with 16 x 2.04 kWh battery modules
7	1	LIBSEDATABMSUL	Galaxy Lithium-ion Battery Cabinet UL Data Kit

Room Components - Services

Item No.	Qty.	Product	Description
8	1	WSTRTUP-LB-04	(1) Startup Service for (4) Cabinets Li-Ion Battery solution
9	1	WASSEMEXBAT-LB-04	(1) Assembly Service for (4) Cabinets Li-Ion Battery solution
10	1	WASSEM-VS2-A100	Assembly Service for (1) GVS 80-100kVA

Additional Parts - Services

Item No.	Qty.	Product	Description
2	2	WOE2YR-VS2-A100	2 Year On-Site Warranty Ext for (1) Galaxy VS 80 to 100kW UPS
3	2	WOE1YR-LB-E4	(1) Yr On-Site Warranty Ext for 4 rack Type E Li-Ion Battery solution

Custom Parts - Equipment

Item No.	Qty.	Product	Description

Quote Number: 2025-2523721
Valid Until: 6/15/2025

Custom Parts - Equipment			
Item No.	**Qty.**	**Product**	**Description**
1	1	QLIBBBGVS-QCBA22134-87	PRODUCT 3RD PARTY HARDWARE OTHER 300A REM BATT DISCONNECT 6 LITHIUM IO BATTERY CABINETS

Important Quotation Information:
Quote Status: Approved
Total Weight: 6659.06 LBS / 3020.52 KGS

SCHNEIDER ELECTRIC IT CORP.
70 Mechanic Street
Foxboro, MA 02035 -
http://www.schneider-electric.com

CTO Report

Solution Name : alt Tampa Airport GVS 80k 4x2 90min Libatt

Solution Number : ISX0002504487-0002

Design Name : Copy_1_Design1

Status : Approved (Expiry: Jun 15,2025)

Opportunity # : OP-250520-15421018

BOM Type : 3P GVS,3P GVS

Solution Approval Remark :

Design Notes for Copy_1_Design1 :

1. Battery runtime is based on specified conditions at 25 °C (77 °F) ambient temperature and +/- 10% of the resultant runtime.

* *If a report extends to more than one page, there is a possibility of a SKU getting displayed more than once. This is to enhance user readability.

Details

Design Name: Copy_1_Design1

Type: 3-Phase UPS Configurator

SKU Type	Quantity	Item	Description
PTO	1	GVSUPS80KGS	Galaxy VS UPS 80kW 480V for External Batteries, Start-up 5x8
FG	1	GVSBPOT100	Galaxy VS Maintenance Bypass Cabinet with Output Transformer 60-100kW 480V In, 208V Out
PTO	4	LIBSESMG16UL	Galaxy Lithium-ion Battery Cabinet UL with 16 x 2.04 kWh battery modules
FG	1	LIBSEDATABMSUL	Galaxy Lithium-ion Battery Cabinet UL Data Kit
SRV	1	WSTRTUP-LB-04	(1) Startup Service for (4) Cabinets Li-Ion Battery solution
SRV	1	WASSEMEXBAT-LB-04	(1) Assembly Service for (4) Cabinets Li-Ion Battery solution
SRV	1	WASSEM-VS2-A100	Assembly Service for (1) GVS 80-100kVA

Additional parts & Accessories

SKU Type	Quantity	Item	Description
SRV	2	WOE2YR-VS2-A100	2 Year On-Site Warranty Ext for (1) Galaxy VS 80 to 100kW UPS
SRV	2	WOE1YR-LB-E4	(1) Yr On-Site Warranty Ext for 4 rack Type E Li-Ion Battery solution

Custom Parts

SKU Type	Quantity	SKU ID	Description
Custom	1	QLIBBBGVS-QCBA22134-87	PRODUCT 3RD PARTY HARDWARE OTHER 300A REM BATT DISCONNECT 6 LITHIUM IO BATTERY CABINETS

NOTES:

* = Unreleased part number or the part number is being phased out. Please see the Part Number Status report for details of all the

SKUs in this solution. Each Design in Solution is Approved Independently.

System Name - System 1

Model :	Galaxy VS
Description :	Galaxy VS UPS 80kW 480V for External Batteries, Start-up 5x8

Technical Specification

UPS Details

Number of UPS :	1
UPS Configuration Type :	Single UPS System
UPS Input and Output voltage :	480 V Input,208 V Output
Load Power Factor :	1.0

Battery Details

Battery Solution :	Lithium-Ion Batteries(LIBSESMG16UL) for null
Strings per UPS :	4
Number of blocks per string :	40
Technology :	Li-ion
Requested Battery runtime (minutes) :	90
Actual Battery runtime (minutes) at 75.2 kW Unit load (Load Power Factor 1.0 and 94.0% load)	99.5
Actual Battery runtime (minutes) at 80 kW Unit load (Load Power Factor 1.0 and 100 % Load)	93.5
DC Load :	77800 Watts

UPS

Qty	Part Number	Description
1	GVSUPS80KGS	Galaxy VS UPS 80kW 480V for External Batteries, Start-up 5x8

Batteries

Qty	Part Number	Description
4	LIBSESMG16UL	Galaxy Li-Ion Battery Cabinet UL with 16 x 2.04 kWh battery modules
1	LIBSEDATABMSUL	Galaxy Lithium-ion Battery Cabinet UL Data Kit

Services

Qty	Part Number	Description
1	WSTRTUP-LB-04	(1) Startup Service for (4) Cabinets Li-Ion Battery solution
1	WASSEMEXBAT-LB-04	(1) Assembly Service for (4) Cabinets Li-Ion Battery solution
1	WASSEM-VS2-A100	Assembly Service for (1) GVS 80-100kVA

Accessories

Qty	Part Number	Description
1	GVSBPOT100	Galaxy VS Maintenance Bypass Cabinet with Output Transformer 60-100kW 480V In, 208V Out

Design Assist Subcontractor Back-up

Long Lead

BCH Mechanical LLC

BCH Mechanical Office
6354 118th Avenue N.
Largo, Florida 33773
Phone: 727.546.3561
Fax: 727.545.1801

6/5/2025

Dariel Lane
Hensel Phelps
777 South Harbour Island Blvd.
Suite 390
Tampa, FL 33602

Email: dlane1@henselphelps.com

RE: Tampa International Airport Airside D Expansion Chiller Long Lead Equipment Package

Dear Dariel:

BCH Mechanical is pleased to offer the following Chiller package budget proposal for the above referenced project. The chillers pricing is based off the 60% Tampa International Airport Airside D Expansion mechanical drawings AD-M001 through AD-M904 and associated specifications. These mechanical/plumbing drawings were prepared by TLC Engineering Solutions dated 4/9/2025. The Centrifugal Water Chillers and Rotary-Screw Water Chillers specifications are dated 5/8/2025.

We recommend including the pricing provided by York/JCI due to being the basis of design, scope/options included, equipment operating efficiency, and competitive pricing. Our price includes the following:

HVAC – Furnish Only

1. Three (3) 900-tons water cooled magnetic bearing chillers
2. Three (3) 300-ton PCA water cooled glycol chillers
3. One (1) 130-ton heat recovery water cooled screw chiller

	$ 3,722,928.00
Tax	$ 279,219.60
15% Markup	$ 600,322.00
Subtotal	**$ 4,602,470.00**

4. Extended Warranty and Maintenance

	$ 1,271,092.00
15% Markup	$ 190,664.00
Subtotal	**$ 1,461,756.00**

5. Storage of seven (7) chillers including the following:
   a. Six (6) months of storage.
   b. Load/Unload each chiller.
   c. Truck and trailer chillers to jobsite.

	$ 24,864.00
15% Markup	$ 3,730.00
Subtotal	**$ 28,709.00**

ADD allowance Open loop water treatment for duration of the maintenance and warranty periods.

	$ 250,000.00
10% Markup	$ 25,000.00
Subtotal	**$ 275,000.00**
Total Budget	**$ 6,367,934.00**

Exclusions and Qualifications

1. Rigging and installation of chillers when received at jobsite.
2. All work to be performed during regular business hours.
3. Performance and payment bond; one can be provided for an additional cost.
4. This proposal is good for thirty (30) days.

We appreciate the opportunity to provide this proposal and look forward to working with you on this project. If you have any questions, please do not hesitate to contact me here in the office at 727-546-3561.

Sincerely,

BCH Mechanical

Travis H. Lau

Travis Lau, PE
Vice President of Preconstruction

bids/December/1201-TPA Airside D – Long Lead Chiller Pricing

SRI Slade Ross Inc. SALES SERVICE PARTS
SPECIALIZING IN COMMERCIAL HVAC SYSTEMS

Johnson Controls

PROPOSAL DATE:	Wednesday, June 4, 2025	**MECH ENGINEER:**	TLC Engineering
ATTENTION:	BCH Mechanical	**BID DOCS:**	60% Construction Package
PROJECT NAME:	TIA Airside D Terminal – CHILLERS ONLY	**PLANS DATED:**	05/05/2025
SITE ADDRESS:	Tampa, FL	**SPECIFICATIONS:**	05/08/2025
		ADDENDUM:	-

JCI HVAC BILL OF MATERIALS

ITEM	QTY	TAG	SYSTEM DESCRIPTIONS
I	3	CH-1, 2 & 3	HOUSE CHILLERS - Water Cooled Magnetic Bearing
II	1	HRC-1	HEAT RECOVERY CHILLER - Water Cooled Screw
III	3	PCHP-1, 2 & 3	PCA GLYCOL CHILLERS - Water Cooled Centrifugal

Johnson Controls' standard warranty for chillers and air-handlers begin upon startup or 6 months after shipment, whichever comes first. If unit startup will occur more than 6 months after shipment, long term storage preparation and periodic inspections may be required at additional cost to the buyer. If these procedures are not followed, the warranty will be voided. Please contact your JCI representative for more details.

ITEM I: House Chillers - Water Cooled Magnetic Bearing (Model: YMC2)

(QTY (3); UNIT TAGS: CH-1, 2 & 3)

- 900-Tons Each
- Motor: 460 volts, 3 phase, 60 Hz
  - Motor Enclosure: Hermetically Sealed
- Variable Speed Drive with **IEEE Active Harmonic Filter (<5% THD)**, factory mounted and wired
- Refrigerant: R-513A
- Refrigerant Isolation Valves
- Evaporator:
  - **Marine Water Boxes** rated for 150 psig water-side pressure
  - Water Box Hinges (Both Ends)
  - **0.028" Tube Thickness**
  - Flow Sensors, factory mounted and wired
  - Factory Thermal Insulation for Evaporator 1-1/2 inches
  - **Epoxy Coated Tube Sheets & Water Boxes**
- Condenser:
  - **Marine Water Boxes** rated for 150 psig water-side pressure
  - Water Box Hinges (Both Ends)
  - **0.035" Tube Thickness**
  - Flow Sensors, factory mounted and wired
  - **Epoxy Coated Tube Sheets & Water Boxes**
- **18-month (1.5 years) of Delayed Start-up maintenance/inspections by JCI Service (Required for warranty)**
- **2 Year PSA Maintenance beginning on date of start-up**
- **Parts, Labor & Refrigerant Warranty: 66 months (Includes 18-months of Delayed Start-up) from shipment or 48 Months (4 Years) from date of start-up.**
- **Factory Performance Test (4 points only) – NO WITNESS**
- Smart Equipment Board with BACnet Compatibility
- Connected Services
- **Unit Shipped Form 2 – Fully Assembled, refrigerant shipped separately**
- Chiller Start up (PCAT)

Items included but Installed by Others:
- Neoprene Isolators

Items NOT included:
- **Maintenance Agreement**
- **Factory or Field Vibration Analysis**
- **Custom Paint Color**
- Hauling, Unloading, Rigging and Installation of Equipment
- Direct rig is not included. Expectation is equipment will be shipped to a rigging yard or a laydown area and partial shipment will be accepted.
- Taxes, Delayed Shipment, Expedited Freight, Delayed Start-up and Long Term Storage
- Insulation on water boxes/end plates/nozzles

- Valves for vents and drains
- Pressure gauges for chilled water lines
- Relief piping to the atmosphere
- Piping and Wiring
- Evaporator and Condenser Flow/Differential Pressure Switch
- Disassembly / Reassembly of chiller
- Epoxy Coating or Sacrificial Anodes
- Eddy Current Testing
- Factory Witness Testing
- Extended Warranty
- Seismic Certification unless otherwise noted and detailed above
- Anything not specifically listed above

ITEM II: HEAT RECOVERY CHILLER - Water Cooled Screw (Model: YVWA)

(QTY (1); UNIT TAG: HRC-1)

- 2250 MBH (heating) / 130-Tons (cooling)
- Refrigerant Type: R-513A
- Power: 460-3-60.0 Application
- Evap: 3pass; Cond: 3pass
- Power Connection: SP Circuit Breaker w/Lockable Handle
- Variable Speed Drive with **IEEE Active Harmonic Filter (<5% THD)**, factory mounted and wired
- Connected Services Ready – BACnet/Modbus/N2
- Dual Pressure Relief Valves
- Optimized Heat Pump Screw Compressor
- **Single Circuit**
- ASME Pressure Vessel & Associated Codes
- Evaporator:
  - Compact Water Boxes rated for 150 psig water-side pressure
  - **0.028" Tube Thickness**
  - 3-pass Evap. Left hand side Inlet
  - Evaporator Water Connection: R-1214 .025 Wall MT#621
  - Factory Thermal Insulation for Evaporator 1 1/2 inches
  - **Epoxy Coated Tube Sheets & Water Boxes**
- Condenser:
  - Compact Water Boxes rated for 150 psig water-side pressure
  - **0.035" Tube Thickness**
  - 3-pass Cond. Left hand side Inlet
  - Condenser Water Connection: Victaulic Groove
  - Factory Thermal Insulation for Condenser – 3/4 inches
  - **Epoxy Coated Tube Sheets & Water Boxes**
- **Low Sound Kit (Level 1 Reduction)**
- **Unit Shipped Form 2 – Fully Assembled, refrigerant shipped separately**
- **18-month (1.5 years) of Delayed Start-up maintenance/inspections by JCI Service (Required for warranty)**
- **2 Year PSA Maintenance beginning on date of start-up**
- **Parts, Labor & Refrigerant Warranty: 66 months (Includes 18-months of Delayed Start-up) from shipment or 48 Months (4 Years) from date of start-up.**
- **Factory Performance Test (4 points only) – NO WITNESS**
- Chiller Start up (PCAT)

Items NOT included:

- **Maintenance Agreement**
- **Factory or Field Vibration Analysis**
- **Custom Paint Color**
- Hauling, Unloading, Rigging and Installation of Equipment
- Direct rig is not included. Expectation is equipment will be shipped to a rigging yard or a laydown area and partial shipment will be accepted.
- Taxes, Delayed Shipment, Expedited Freight, Delayed Start-up and Long Term Storage
- Insulation on water boxes/end plates/nozzles
- Valves for vents and drains
- Pressure gauges for chilled water lines
- Relief piping to the atmosphere
- Piping and Wiring
- Evaporator and Condenser Flow/Differential Pressure Switch
- Disassembly / Reassembly of chiller
- Epoxy Coating or Sacrificial Anodes

- Eddy Current Testing
- Factory Witness Testing
- Extended Warranty
- Seismic Certification unless otherwise noted and detailed above
- Anything not specifically listed above

ITEM III: PCA GLYCOL CHILLERS - Water Cooled Centrifugal (Model YK)

(QTY (3); UNIT TAGS: PCHP-1, 2 & 3)

- 300-Tons EACH
- Motor: 460 volts, 3 phase, 60 Hz
  - Motor Enclosure: ODP
- Variable Speed Drive with **IEEE Active Harmonic Filter (<5% THD)**, factory mounted and wired
- Refrigerant: R-513a
- Refrigerant Isolation Valves
- Evaporator:
  - **Marine Water Boxes** rated for 150 psig water-side pressure
  - Water Box Hinges (Both Ends)
  - 0.028" Tube Thickness
  - Victaulic Connections
  - Flow Sensors, factory mounted and wired
  - Factory Thermal Insulation for Evaporator 1 1/2 inches
  - **Epoxy Coated Tube Sheets & Water Boxes**
- Condenser:
  - **Marine Water Boxes** rated for 150 psig water-side pressure
  - Water Box Hinges (Both Ends)
  - 0.035" Tube Thickness
  - Victaulic Connections
  - Flow Sensors, factory mounted and wired
  - **Epoxy Coated Tube Sheets & Water Boxes**
- Smart Equipment Board with BACnet Compatibility
- Connected Services
- **Unit Shipped Form 2 – Fully Assembled, refrigerant shipped separately**
- **Factory Performance Test – NO WITNESS ***Factory Test will be with Water Only – NO GLYCOL TESTING*****
- **18-month (1.5 years) of Delayed Start-up maintenance/inspections by JCI Service (Required for warranty)**
- **2 Year PSA Maintenance beginning on date of start-up**
- **Parts, Labor & Refrigerant Warranty: 66 months (Includes 18-months of Delayed Start-up) from shipment or 48 Months (4 Years) <u>from date of start-up</u>.**
- **Factory Performance Test (4 points only) – NO WITNESS**
- Chiller Start up (PCAT) - Start-up must occur within 6 months of shipment.

<u>Items included but Installed by Others:</u>
- Neoprene Isolators

<u>Items NOT included:</u>
- **Maintenance Agreement**
- **Factory or Field Vibration Analysis**
- **Custom Paint Color**
- Hauling, Unloading, Rigging and Installation of Equipment
- Taxes, Delayed Shipment, Expedited Freight, Delayed Start-up and Long Term Storage
- Valves for vents and drains
- Pressure gauges for chilled water lines
- Relief piping to the atmosphere
- Piping and Wiring
- Evaporator and Condenser Flow/Differential Pressure Switch
- Disassembly / Reassembly of chiller
- Epoxy Coating or Sacrificial Anodes
- Eddy Current Testing
- Factory Witness Testing
- Extended Warranty
- Seismic Certification unless otherwise noted and detailed above
- Anything not specifically listed above

SRI Slade Ross Inc. SALES SERVICE PARTS
SPECIALIZING IN COMMERCIAL HVAC SYSTEMS

Johnson Controls

PRICING:

All pricing is FOB Factory with full freight allowed to jobsite, not including any taxes, fees or storage. Price is valid for 30 days from quotation. Net 30 Payment terms must be referenced on purchase order. Pricing is based on proposed Schedule of Values.

Equipment Pricing:

TOTAL PRICE: ITEMS I, II & III ---------- $3,722,928.00

EXTENDED WARRANTY OPTION (YEARS 5-10)---------- $122,452.00
******Parts, Labor & Refrigerant Warranty: 138 months (Includes 18-months of Delayed Start-up) from shipment or 120 Months (10 Years) from date of start-up.***

Maintenance Pricing:

TOTAL PRICE (Years 3-4 PSA) all chillers----------$243,841.00
****** Follows years 1 & 2 from date of start-up***

TOTAL PRICE (Years 5-10 PSA) all chillers ----------$904,798.00
****** Follows years 1-4 from date of start-up***
******Must purchase extended warranty years 5-10 shown above***

SEE ATTACHED JCI SERVICE PROPOSAL FOR SPECIFIC DETAILS ON MAINTENANCE

The warranty cannot exceed 10 years from date of start-up or a max of 138 months from date of shipment.

Note: Direct rig is not included. Equipment will be shipped to a rigging yard or a laydown area. Partial shipment will be accepted.

Proposed Schedule of Values
Approved Submittals and Release for Fabrication – 25% Payment
Shipment From Factory – 75% Payment
Note: Milestone payments are subject to the JCI cancellation clause that is part of the Terms and Conditions included in this proposal.

We appreciate the opportunity, and please do not hesitate to contact me directly with any questions regarding this scope of work.

Best Regards,

Tim Hart

Slade Ross Inc. - Sales Representative for Johnson Controls

Important: This proposal incorporates by reference the Terms and Conditions attached.

This proposal is hereby accepted, and Johnson Controls is authorized to proceed with the work, subject to credit approval by Johnson Controls, Inc. Milwaukee, WI.

Date: June, 02 2025

Kelley Crane Rental — Quotation

Quote No : FO-124674
Customer : BCH Mechanical
6354 118th Ave.
Largo ,FL 33773
Quoted To : Travis Lau
Phone : (813) 309-9892
Fax : (727) 545-1801
Email : travis.lau@bchmechnical.com

Job Site : Tampa International Airport
4100 George J Bean Parkway
Tampa, FL 33607
Salesperson : Jason, Dixon
Phone : (727) 743-4167
Fax : (727) 954-5652
Email : jason@kelleyequipment.com

Item Description	Quantity	Unit Meas	Rate	Amount
Storage Fee $250 Per Month Per Unit	6.00	Month	$1,750.00	$10,500.00
Load / Unload Fee Per Load Cost	14.00	Each	$550.00	$7,700.00
Truck & Trailer 4 Hour Minimum Per Day - portal to portal	28.00	Hour	$150.00	$4,200.00
Truck and Trailer Overtime	0.00	Hour	$50.00	$0.00
Truck and Trailer Double-Time	0.00	Hour	$100.00	$0.00
Fuel Surcharge	1.00	%	11.00%	$2,464.00
			Estimated Minimum Total	**$24,864.00**

Description Of Work

TPA Airside D: Customer requested quote to unload, store, reload and transport to jobsite (7) larger size chillers

Lift Plans or any special paperwork that Kelley Equipment is required to provide will be subject to additional charges.

Quote is valid for 10 days - All quotes are subject to availability at time of order - Quotes are subject to sales rep visit and site evaluation upon order of crane

Design Assist Subcontractor Back-up

Long Lead

GMF Steel Group

July 15th, 2025

TPA Airside D – Mill Order – Supplement A

Dear Sir:

We wish to submit for your approval the following estimate based on S-Dwgs 60% Set Dated **4/10/25.** If favored with an order for this product, GMF Steel Group reserves the right to modify the bid based on receipt of additional information, specifications and/or drawings, which were not included in the bid package.

1) **Structural Steel – Main Members in 60%Drawings……..…..$15,463,536.00**

   a. **See breakouts on starting on Pg. 3**

Mill Selection Process:

Once GMF was awarded the design assist contract, GMF engaged with all the major hot roll beam mills in the Southeast to begin discussions regarding pricing, escalation, lead times, etc. for the Airside D project. Pricing and lead times were consistent throughout, but Nucor stood out as more willing to negotiate terms, offered risk protection against future escalation through a project pricing agreement, held pricing longer than the others, and gave GMF an option to cancel the commitment without penalty in case the project did not move forward or if GMF was not awarded the construction contract. In addition to these advantages, Nucor produces proprietary materials that are required for this project. The other mills could not supply all the WF beam materials and required a hard commitment to purchase the tonnage, which GMF could not do because it was not under contract for this scope. This proactive negotiation by GMF with Nucor has already saved the Airside D project hundreds of thousands of dollars in material costs. Nucor has the largest production capacity, provides all of the required hot roll beam materials, offered pricing commitments that the others would not, and has been committed to the project and very engaged with GMF since the beginning.

Scope of Work

GMF STEEL GROUP

AISC CERTIFIED FABRICATOR & ERECTOR

TPA Airside D - Mill Order - Supplement A
Tampa, FL

Struct. Steel - 60% Drawings - Set dated 4/10/25: 5,257 Tons	
(5,257 Tons) W Shapes, Plate (PL), and HSS	Procurement, and Handling at GMF
(1LS) Detailing (Stick Model with Main Members)	Modeling & Detailing Included
(1LS) Detailing (Secondary Steel & Misc. Steel Detailing based on GN Section P Tonnage)	Modeling & Detailing Included
(1LS) Bracing Engineering	Analysis Included

We appreciate the opportunity to provide this quotation.
If you have any questions, please call.

Sincerely,

Jason Davis

Jason Davis, Chief Estimator
GMF Steel Group
Gmfsteel.com
Jason.davis@gmfsteel.com
Phone: 863-577-0210

GMF STEEL GROUP

Main Members - 60% Drawings - ASD - Supplement A - W-Shapes, Plate, and HSS					
Qty	Sh	Dimensions	Length	Grade	Cost
1	W	8 x 31	40'-0	A992	$1,025.17
5	W	8 x 31	40'-0	A992	$5,125.85
2	W	8 x 31	40'-0	A992	$2,050.34
1	W	8 x 40	30'-0	A992	$992.10
1	W	8 x 67	50'-0	A992	$2,769.61
1	W	8 x 67	50'-0	A992	$2,769.61
1	W	8 x 67	50'-0	A992	$2,769.61
1	W	10 x 22	45'-0	A992	$818.48
1	W	12 x 14	40'-0	A992	$462.98
1	W	12 x 16	35'-0	A992	$462.98
1	W	12 x 16	35'-0	A992	$462.98
1	W	12 x 16	35'-0	A992	$462.98
1	W	12 x 16	40'-0	A992	$529.12
1	W	12 x 16	40'-0	A992	$529.12
1	W	12 x 16	40'-0	A992	$529.12
1	W	12 x 19	35'-0	A992	$549.79
1	W	12 x 19	40'-0	A992	$628.33
1	W	12 x 19	40'-0	A992	$628.33
1	W	12 x 19	40'-0	A992	$628.33
1	W	12 x 19	40'-0	A992	$628.33
1	W	12 x 19	50'-0	A992	$785.41
1	W	12 x 19	50'-0	A992	$785.41
1	W	12 x 19	50'-0	A992	$785.41
1	W	12 x 22	40'-0	A992	$727.54
1	W	12 x 22	40'-0	A992	$727.54
1	W	12 x 22	40'-0	A992	$727.54
1	W	12 x 22	40'-0	A992	$727.54
1	W	12 x 22	40'-0	A992	$727.54
1	W	12 x 22	40'-0	A992	$727.54
1	W	12 x 22	40'-0	A992	$727.54
1	W	12 x 22	40'-0	A992	$727.54
1	W	12 x 22	40'-0	A992	$727.54
3	W	12 x 22	40'-0	A992	$2,182.62
23	W	12 x 22	40'-0	A992	$16,733.42
1	W	12 x 22	50'-0	A992	$909.43
1	W	12 x 22	50'-0	A992	$909.43
1	W	12 x 22	50'-0	A992	$909.43
1	W	12 x 22	50'-0	A992	$909.43
1	W	12 x 22	50'-0	A992	$909.43
1	W	12 x 22	50'-0	A992	$909.43
1	W	12 x 22	50'-0	A992	$909.43
1	W	12 x 22	50'-0	A992	$909.43
1	W	12 x 22	50'-0	A992	$909.43
1	W	12 x 26	30'-0	A992	$644.87
1	W	12 x 30	30'-0	A992	$744.08
1	W	12 x 30	35'-0	A992	$868.09
1	W	14 x 22	30'-0	A992	$545.66
1	W	14 x 22	35'-0	A992	$636.60
1	W	14 x 22	35'-0	A992	$636.60
1	W	14 x 22	35'-0	A992	$636.60
1	W	14 x 22	40'-0	A992	$727.54
1	W	14 x 22	40'-0	A992	$727.54
1	W	14 x 22	45'-0	A992	$818.48
1	W	14 x 22	45'-0	A992	$818.48
1	W	14 x 30	30'-0	A992	$744.08
1	W	14 x 30	50'-0	A992	$1,240.13
1	W	14 x 38	30'-0	A992	$942.50
1	W	14 x 38	50'-0	A992	$1,570.83
1	W	14 x 48	30'-0	A992	$1,190.52
1	W	14 x 48	50'-0	A992	$1,984.20
1	W	14 x 48	50'-0	A992	$1,984.20
1	W	14 x 53	30'-0	A992	$1,314.53
1	W	14 x 68	40'-0	A992	$2,248.76
1	W	14 x 68	40'-0	A992	$2,248.76
1	W	14 x 68	45'-0	A992	$2,529.86
1	W	14 x 68	45'-0	A992	$2,529.86
1	W	14 x 74	40'-0	A992	$2,447.18
1	W	16 x 26	30'-0	A992	$644.87
1	W	16 x 26	35'-0	A992	$752.34
1	W	16 x 26	45'-0	A992	$967.30
1	W	16 x 26	45'-0	A992	$967.30
1	W	16 x 26	50'-0	A992	$1,074.78
1	W	16 x 26	50'-0	A992	$1,074.78
1	W	16 x 26	50'-0	A992	$1,074.78
1	W	16 x 26	50'-0	A992	$1,074.78
1	W	16 x 31	30'-0	A992	$768.88
1	W	16 x 31	45'-0	A992	$1,153.32
1	W	16 x 31	50'-0	A992	$1,281.46
2	W	16 x 40	40'-0	A992	$2,645.60
1	W	18 x 35	30'-0	A992	$868.09
1	W	18 x 35	35'-0	A992	$1,012.77
1	W	18 x 35	35'-0	A992	$1,012.77
2	W	18 x 35	35'-0	A992	$2,025.54
1	W	18 x 35	45'-0	A992	$1,302.13
1	W	18 x 35	45'-0	A992	$1,302.13
1	W	18 x 35	50'-0	A992	$1,446.81
1	W	18 x 35	50'-0	A992	$1,446.81
1	W	18 x 35	50'-0	A992	$1,446.81
1	W	18 x 35	50'-0	A992	$1,446.81
1	W	18 x 35	50'-0	A992	$1,446.81
1	W	18 x 35	50'-0	A992	$1,446.81
1	W	18 x 35	50'-0	A992	$1,446.81
1	W	18 x 35	50'-0	A992	$1,446.81
1	W	18 x 35	50'-0	A992	$1,446.81
1	W	18 x 35	50'-0	A992	$1,446.81
1	W	18 x 35	50'-0	A992	$1,446.81
1	W	18 x 35	50'-0	A992	$1,446.81
1	W	18 x 35	50'-0	A992	$1,446.81
1	W	18 x 35	50'-0	A992	$1,446.81
1	W	18 x 35	50'-0	A992	$1,446.81
1	W	18 x 35	50'-0	A992	$1,446.81
1	W	18 x 35	50'-0	A992	$1,446.81
1	W	18 x 35	50'-0	A992	$1,446.81
1	W	18 x 35	50'-0	A992	$1,446.81
1	W	18 x 35	50'-0	A992	$1,446.81
1	W	18 x 35	50'-0	A992	$1,446.81
1	W	18 x 35	50'-0	A992	$1,446.81
1	W	18 x 35	50'-0	A992	$1,446.81
1	W	18 x 35	50'-0	A992	$1,446.81
1	W	18 x 35	50'-0	A992	$1,446.81
1	W	18 x 35	50'-0	A992	$1,446.81
1	W	18 x 35	50'-0	A992	$1,446.81
1	W	18 x 35	50'-0	A992	$1,446.81
1	W	18 x 35	50'-0	A992	$1,446.81
1	W	18 x 35	50'-0	A992	$1,446.81
2	W	18 x 35	50'-0	A992	$2,893.63
2	W	18 x 35	50'-0	A992	$2,893.63
2	W	18 x 35	50'-0	A992	$2,893.63
2	W	18 x 35	50'-0	A992	$2,893.63
2	W	18 x 35	50'-0	A992	$2,893.63
2	W	18 x 35	50'-0	A992	$2,893.63
2	W	18 x 35	50'-0	A992	$2,893.63
3	W	18 x 35	50'-0	A992	$4,340.44
9	W	18 x 35	50'-0	A992	$13,021.31
15	W	18 x 35	50'-0	A992	$21,702.19
1	W	18 x 35	50'-0	A992	$1,446.81
1	W	18 x 35	50'-0	A992	$1,446.81
1	W	18 x 35	50'-0	A992	$1,446.81
1	W	18 x 40	40'-0	A992	$1,322.80
1	W	18 x 40	40'-0	A992	$1,322.80
1	W	18 x 40	40'-0	A992	$1,322.80
1	W	18 x 40	40'-0	A992	$1,322.80
1	W	18 x 40	40'-0	A992	$1,322.80
1	W	18 x 46	50'-0	A992	$1,901.53
1	W	18 x 50	30'-0	A992	$1,240.13
1	W	21 x 44	35'-0	A992	$1,273.20
1	W	21 x 44	40'-0	A992	$1,455.08
1	W	21 x 44	40'-0	A992	$1,455.08
1	W	21 x 44	40'-0	A992	$1,455.08
1	W	21 x 44	40'-0	A992	$1,455.08
1	W	21 x 44	40'-0	A992	$1,455.08
1	W	21 x 44	40'-0	A992	$1,455.08
1	W	21 x 48	30'-0	A992	$1,190.52
1	W	21 x 48	40'-0	A992	$1,587.36
1	W	21 x 48	40'-0	A992	$1,587.36

1	W	21 x 48	40'-0	A992	$1,587.36
1	W	21 x 48	45'-0	A992	$1,785.78
1	W	21 x 48	45'-0	A992	$1,785.78
1	W	21 x 48	45'-0	A992	$1,785.78
1	W	21 x 48	50'-0	A992	$1,984.20
1	W	21 x 48	50'-0	A992	$1,984.20
1	W	21 x 50	40'-0	A992	$1,653.50
1	W	21 x 50	40'-0	A992	$1,653.50
1	W	21 x 55	30'-0	A992	$1,364.14
1	W	21 x 55	35'-0	A992	$1,591.49
1	W	21 x 55	35'-0	A992	$1,591.49
1	W	21 x 55	35'-0	A992	$1,591.49
1	W	21 x 55	35'-0	A992	$1,591.49
1	W	21 x 55	35'-0	A992	$1,591.49
1	W	21 x 55	35'-0	A992	$1,591.49
1	W	21 x 55	35'-0	A992	$1,591.49
1	W	21 x 55	35'-0	A992	$1,591.49
1	W	21 x 55	35'-0	A992	$1,591.49
1	W	21 x 55	35'-0	A992	$1,591.49
1	W	21 x 62	35'-0	A992	$1,794.05
1	W	21 x 62	35'-0	A992	$1,794.05
1	W	21 x 62	35'-0	A992	$1,794.05
1	W	21 x 62	35'-0	A992	$1,794.05
1	W	21 x 62	35'-0	A992	$1,794.05
1	W	21 x 62	35'-0	A992	$1,794.05
1	W	21 x 62	35'-0	A992	$1,794.05
1	W	21 x 62	35'-0	A992	$1,794.05
1	W	21 x 62	35'-0	A992	$1,794.05
1	W	21 x 62	35'-0	A992	$1,794.05
1	W	21 x 62	35'-0	A992	$1,794.05
1	W	21 x 62	35'-0	A992	$1,794.05
1	W	21 x 62	35'-0	A992	$1,794.05
1	W	24 x 55	30'-0	A992	$1,364.14
1	W	24 x 55	35'-0	A992	$1,591.49
1	W	24 x 55	35'-0	A992	$1,591.49
1	W	24 x 55	35'-0	A992	$1,591.49
1	W	24 x 55	40'-0	A992	$1,818.85
1	W	24 x 55	40'-0	A992	$1,818.85
1	W	24 x 55	45'-0	A992	$2,046.21
1	W	24 x 55	45'-0	A992	$2,046.21
1	W	24 x 62	30'-0	A992	$1,537.76
1	W	24 x 62	35'-0	A992	$1,794.05
1	W	24 x 62	35'-0	A992	$1,794.05
1	W	24 x 62	40'-0	A992	$2,050.34
1	W	24 x 62	45'-0	A992	$2,306.63
1	W	24 x 62	45'-0	A992	$2,306.63
1	W	24 x 62	45'-0	A992	$2,306.63
1	W	24 x 62	45'-0	A992	$2,306.63
1	W	24 x 62	50'-0	A992	$2,562.93
1	W	24 x 62	50'-0	A992	$2,562.93
1	W	24 x 62	50'-0	A992	$2,562.93
1	W	24 x 68	35'-0	A992	$2,021.60
1	W	24 x 68	35'-0	A992	$2,021.60
1	W	24 x 68	45'-0	A992	$2,599.19
1	W	24 x 68	50'-0	A992	$2,887.99
1	W	24 x 68	50'-0	A992	$2,887.99
1	W	24 x 68	50'-0	A992	$2,887.99
1	W	24 x 68	50'-0	A992	$2,887.99
1	W	24 x 68	50'-0	A992	$2,887.99
1	W	24 x 76	35'-0	A992	$2,259.43
1	W	24 x 76	40'-0	A992	$2,582.21
1	W	24 x 76	45'-0	A992	$2,904.98
1	W	24 x 76	45'-0	A992	$2,904.98
1	W	24 x 76	50'-0	A992	$3,227.76
1	W	24 x 76	50'-0	A992	$3,227.76
1	W	24 x 76	50'-0	A992	$3,227.76
1	W	24 x 76	50'-0	A992	$3,227.76
1	W	24 x 76	50'-0	A992	$3,227.76
1	W	24 x 94	30'-0	A992	$2,395.34
1	W	24 x 94	40'-0	A992	$3,193.78
1	W	24 x 94	40'-0	A992	$3,193.78
1	W	24 x 94	50'-0	A992	$3,992.23
1	W	8 x 31	55'-0	A992	$1,455.78
1	W	12 x 14	55'-0	A992	$657.45
1	W	12 x 14	55'-0	A992	$657.45
1	W	12 x 14	55'-0	A992	$657.45
1	W	12 x 14	55'-0	A992	$657.45
1	W	12 x 14	60'-0	A992	$717.22
1	W	12 x 14	60'-0	A992	$717.22
1	W	12 x 14	60'-0	A992	$717.22
1	W	12 x 14	60'-0	A992	$717.22
1	W	12 x 14	60'-0	A992	$717.22
1	W	12 x 14	60'-0	A992	$717.22
1	W	12 x 14	60'-0	A992	$717.22
1	W	12 x 14	60'-0	A992	$717.22
1	W	12 x 16	60'-0	A992	$819.68
1	W	12 x 16	60'-0	A992	$819.68
1	W	12 x 16	60'-0	A992	$819.68
1	W	12 x 16	60'-0	A992	$819.68
1	W	12 x 16	60'-0	A992	$819.68
1	W	12 x 16	60'-0	A992	$819.68
1	W	12 x 16	60'-0	A992	$819.68
1	W	12 x 16	60'-0	A992	$819.68
1	W	12 x 16	60'-0	A992	$819.68
1	W	12 x 16	60'-0	A992	$819.68
1	W	12 x 16	60'-0	A992	$819.68
1	W	12 x 16	60'-0	A992	$819.68
1	W	12 x 16	60'-0	A992	$819.68
1	W	12 x 16	60'-0	A992	$819.68
1	W	12 x 16	60'-0	A992	$819.68
1	W	12 x 16	60'-0	A992	$819.68
1	W	12 x 16	60'-0	A992	$819.68
1	W	12 x 16	60'-0	A992	$819.68
1	W	12 x 19	60'-0	A992	$973.36
1	W	12 x 19	60'-0	A992	$973.36
1	W	12 x 19	60'-0	A992	$973.36
1	W	12 x 19	60'-0	A992	$973.36
1	W	12 x 19	60'-0	A992	$973.36
1	W	12 x 19	60'-0	A992	$973.36
1	W	12 x 19	60'-0	A992	$973.36
1	W	12 x 19	60'-0	A992	$973.36
1	W	12 x 19	60'-0	A992	$973.36
1	W	12 x 19	60'-0	A992	$973.36
1	W	12 x 19	60'-0	A992	$973.36
1	W	12 x 19	60'-0	A992	$973.36
1	W	12 x 19	60'-0	A992	$973.36
1	W	12 x 19	60'-0	A992	$973.36
1	W	12 x 19	60'-0	A992	$973.36
1	W	12 x 19	60'-0	A992	$973.36
1	W	12 x 19	60'-0	A992	$973.36
1	W	12 x 19	60'-0	A992	$973.36
1	W	12 x 19	60'-0	A992	$973.36
1	W	12 x 19	60'-0	A992	$973.36
1	W	12 x 19	60'-0	A992	$973.36
1	W	12 x 19	60'-0	A992	$973.36
1	W	12 x 19	60'-0	A992	$973.36
1	W	12 x 22	60'-0	A992	$1,127.05
1	W	12 x 22	60'-0	A992	$1,127.05
1	W	12 x 22	60'-0	A992	$1,127.05
1	W	12 x 22	60'-0	A992	$1,127.05
1	W	12 x 22	60'-0	A992	$1,127.05
1	W	12 x 22	60'-0	A992	$1,127.05
1	W	12 x 22	60'-0	A992	$1,127.05
1	W	12 x 22	60'-0	A992	$1,127.05
1	W	12 x 22	60'-0	A992	$1,127.05
1	W	12 x 22	60'-0	A992	$1,127.05
1	W	12 x 22	60'-0	A992	$1,127.05
1	W	12 x 22	60'-0	A992	$1,127.05
1	W	12 x 22	60'-0	A992	$1,127.05
1	W	12 x 22	60'-0	A992	$1,127.05
1	W	12 x 22	60'-0	A992	$1,127.05

1	W	12 x 22	60'-0	A992	$1,127.05
1	W	12 x 22	60'-0	A992	$1,127.05
1	W	12 x 22	60'-0	A992	$1,127.05
1	W	12 x 22	60'-0	A992	$1,127.05
1	W	12 x 22	60'-0	A992	$1,127.05
1	W	12 x 22	60'-0	A992	$1,127.05
1	W	12 x 22	60'-0	A992	$1,127.05
1	W	12 x 22	60'-0	A992	$1,127.05
1	W	12 x 22	60'-0	A992	$1,127.05
1	W	12 x 22	60'-0	A992	$1,127.05
1	W	12 x 22	60'-0	A992	$1,127.05
1	W	12 x 22	60'-0	A992	$1,127.05
1	W	12 x 22	60'-0	A992	$1,127.05
1	W	12 x 22	60'-0	A992	$1,127.05
1	W	12 x 22	60'-0	A992	$1,127.05
1	W	12 x 22	60'-0	A992	$1,127.05
1	W	12 x 22	60'-0	A992	$1,127.05
1	W	12 x 22	60'-0	A992	$1,127.05
1	W	12 x 22	60'-0	A992	$1,127.05
1	W	12 x 22	60'-0	A992	$1,127.05
1	W	12 x 22	60'-0	A992	$1,127.05
1	W	12 x 22	60'-0	A992	$1,127.05
1	W	12 x 22	60'-0	A992	$1,127.05
1	W	12 x 22	60'-0	A992	$1,127.05
1	W	12 x 22	60'-0	A992	$1,127.05
1	W	12 x 22	60'-0	A992	$1,127.05
1	W	12 x 22	60'-0	A992	$1,127.05
1	W	12 x 26	55'-0	A992	$1,220.98
1	W	12 x 26	60'-0	A992	$1,331.97
1	W	12 x 26	60'-0	A992	$1,331.97
1	W	12 x 26	60'-0	A992	$1,331.97
1	W	12 x 26	60'-0	A992	$1,331.97
1	W	12 x 26	60'-0	A992	$1,331.97
1	W	12 x 26	60'-0	A992	$1,331.97
1	W	12 x 26	60'-0	A992	$1,331.97
1	W	12 x 26	60'-0	A992	$1,331.97
1	W	12 x 26	60'-0	A992	$1,331.97
1	W	12 x 26	60'-0	A992	$1,331.97
1	W	12 x 26	60'-0	A992	$1,331.97
1	W	12 x 26	60'-0	A992	$1,331.97
1	W	12 x 26	60'-0	A992	$1,331.97
1	W	12 x 26	60'-0	A992	$1,331.97
1	W	12 x 26	60'-0	A992	$1,331.97
1	W	12 x 26	60'-0	A992	$1,331.97
1	W	12 x 26	60'-0	A992	$1,331.97
1	W	12 x 26	60'-0	A992	$1,331.97
1	W	12 x 26	60'-0	A992	$1,331.97
1	W	12 x 26	60'-0	A992	$1,331.97
1	W	12 x 26	60'-0	A992	$1,331.97
1	W	12 x 26	60'-0	A992	$1,331.97
1	W	12 x 26	60'-0	A992	$1,331.97
1	W	12 x 26	60'-0	A992	$1,331.97
1	W	12 x 26	60'-0	A992	$1,331.97
1	W	12 x 26	60'-0	A992	$1,331.97
1	W	12 x 26	60'-0	A992	$1,331.97
1	W	12 x 26	60'-0	A992	$1,331.97
1	W	12 x 26	60'-0	A992	$1,331.97
1	W	12 x 26	60'-0	A992	$1,331.97
1	W	12 x 26	60'-0	A992	$1,331.97
1	W	12 x 30	60'-0	A992	$1,536.89
1	W	12 x 30	60'-0	A992	$1,536.89
1	W	12 x 40	55'-0	A992	$1,878.42
1	W	14 x 22	60'-0	A992	$1,127.05
1	W	14 x 22	60'-0	A992	$1,127.05
1	W	14 x 22	60'-0	A992	$1,127.05
1	W	14 x 22	60'-0	A992	$1,127.05
1	W	14 x 22	60'-0	A992	$1,127.05
1	W	14 x 22	60'-0	A992	$1,127.05
1	W	14 x 22	60'-0	A992	$1,127.05
1	W	14 x 22	60'-0	A992	$1,127.05
1	W	14 x 22	60'-0	A992	$1,127.05
1	W	14 x 22	60'-0	A992	$1,127.05
1	W	14 x 22	60'-0	A992	$1,127.05
1	W	14 x 22	60'-0	A992	$1,127.05
1	W	14 x 22	60'-0	A992	$1,127.05
1	W	14 x 22	60'-0	A992	$1,127.05
1	W	14 x 22	60'-0	A992	$1,127.05
1	W	14 x 22	60'-0	A992	$1,127.05
1	W	14 x 30	55'-0	A992	$1,408.82
1	W	14 x 30	60'-0	A992	$1,536.89
1	W	14 x 30	60'-0	A992	$1,536.89
1	W	14 x 30	60'-0	A992	$1,536.89
1	W	14 x 30	60'-0	A992	$1,536.89
1	W	14 x 30	60'-0	A992	$1,536.89
1	W	14 x 48	60'-0	A992	$2,459.03
1	W	14 x 48	60'-0	A992	$2,459.03
1	W	14 x 48	60'-0	A992	$2,459.03
1	W	14 x 48	60'-0	A992	$2,459.03
1	W	14 x 48	60'-0	A992	$2,459.03
1	W	14 x 48	60'-0	A992	$2,459.03
1	W	14 x 48	60'-0	A992	$2,459.03
1	W	14 x 48	60'-0	A992	$2,459.03
1	W	14 x 48	60'-0	A992	$2,459.03
1	W	14 x 53	55'-0	A992	$2,488.91
1	W	14 x 53	60'-0	A992	$2,715.18
1	W	16 x 26	60'-0	A992	$1,331.97
1	W	16 x 26	60'-0	A992	$1,331.97
1	W	16 x 26	60'-0	A992	$1,331.97
1	W	16 x 26	60'-0	A992	$1,331.97
1	W	16 x 26	60'-0	A992	$1,331.97
1	W	16 x 26	60'-0	A992	$1,331.97
1	W	16 x 26	60'-0	A992	$1,331.97
1	W	16 x 26	60'-0	A992	$1,331.97
1	W	16 x 26	60'-0	A992	$1,331.97
1	W	16 x 26	60'-0	A992	$1,331.97
1	W	16 x 26	60'-0	A992	$1,331.97
1	W	16 x 26	60'-0	A992	$1,331.97
1	W	16 x 26	60'-0	A992	$1,331.97
1	W	16 x 26	60'-0	A992	$1,331.97
1	W	16 x 26	60'-0	A992	$1,331.97
1	W	16 x 26	60'-0	A992	$1,331.97
1	W	16 x 26	60'-0	A992	$1,331.97
1	W	16 x 26	60'-0	A992	$1,331.97
1	W	16 x 26	60'-0	A992	$1,331.97
1	W	16 x 26	60'-0	A992	$1,331.97
1	W	16 x 26	60'-0	A992	$1,331.97
1	W	16 x 31	55'-0	A992	$1,455.78
1	W	16 x 31	55'-0	A992	$1,455.78
1	W	16 x 31	55'-0	A992	$1,455.78
1	W	16 x 31	55'-0	A992	$1,455.78
1	W	16 x 31	60'-0	A992	$1,588.12
1	W	16 x 31	60'-0	A992	$1,588.12
1	W	16 x 31	60'-0	A992	$1,588.12
1	W	16 x 31	60'-0	A992	$1,588.12
1	W	16 x 31	60'-0	A992	$1,588.12
1	W	16 x 31	60'-0	A992	$1,588.12
1	W	16 x 31	60'-0	A992	$1,588.12
4	W	16 x 31	60'-0	A992	$6,352.49
6	W	16 x 31	60'-0	A992	$9,528.73
31	W	16 x 31	60'-0	A992	$49,231.77
1	W	16 x 31	60'-0	A992	$1,588.12
1	W	16 x 31	60'-0	A992	$1,588.12
1	W	16 x 31	60'-0	A992	$1,588.12
1	W	16 x 31	60'-0	A992	$1,588.12
1	W	16 x 31	60'-0	A992	$1,588.12
1	W	16 x 31	60'-0	A992	$1,588.12
2	W	16 x 31	60'-0	A992	$3,176.24
1	W	16 x 31	60'-0	A992	$1,588.12
1	W	16 x 31	60'-0	A992	$1,588.12
1	W	16 x 31	60'-0	A992	$1,588.12
1	W	16 x 31	60'-0	A992	$1,588.12
1	W	16 x 31	60'-0	A992	$1,588.12
1	W	16 x 31	60'-0	A992	$1,588.12
1	W	16 x 31	60'-0	A992	$1,588.12
2	W	16 x 31	60'-0	A992	$3,176.24
8	W	16 x 31	60'-0	A992	$12,704.97
19	W	16 x 31	60'-0	A992	$30,174.31

GMF STEEL GROUP

1	W	16 x 31	60'-0	A992	$1,588.12

1	W	18 x 40	60'-0	A992	$2,049.19
1	W	18 x 40	60'-0	A992	$2,049.19
1	W	18 x 40	60'-0	A992	$2,049.19
6	W	18 x 40	60'-0	A992	$12,295.13
1	W	18 x 40	60'-0	A992	$2,049.19
1	W	18 x 40	60'-0	A992	$2,049.19
1	W	18 x 40	60'-0	A992	$2,049.19
1	W	18 x 40	60'-0	A992	$2,049.19
1	W	18 x 40	60'-0	A992	$2,049.19
3	W	18 x 40	60'-0	A992	$6,147.57
1	W	18 x 40	60'-0	A992	$2,049.19
1	W	18 x 40	60'-0	A992	$2,049.19
1	W	18 x 40	60'-0	A992	$2,049.19
1	W	18 x 40	60'-0	A992	$2,049.19
1	W	18 x 40	60'-0	A992	$2,049.19
1	W	18 x 40	60'-0	A992	$2,049.19
1	W	18 x 40	60'-0	A992	$2,049.19
1	W	18 x 40	60'-0	A992	$2,049.19
1	W	18 x 40	60'-0	A992	$2,049.19
1	W	18 x 40	60'-0	A992	$2,049.19
1	W	18 x 40	60'-0	A992	$2,049.19
1	W	18 x 40	60'-0	A992	$2,049.19
1	W	18 x 40	60'-0	A992	$2,049.19
1	W	18 x 40	60'-0	A992	$2,049.19
1	W	18 x 40	60'-0	A992	$2,049.19
1	W	18 x 40	60'-0	A992	$2,049.19
1	W	18 x 40	60'-0	A992	$2,049.19
1	W	18 x 40	60'-0	A992	$2,049.19
1	W	18 x 40	60'-0	A992	$2,049.19
1	W	18 x 40	60'-0	A992	$2,049.19
1	W	18 x 40	60'-0	A992	$2,049.19
1	W	18 x 40	60'-0	A992	$2,049.19
1	W	18 x 40	60'-0	A992	$2,049.19
1	W	18 x 40	60'-0	A992	$2,049.19
1	W	18 x 46	60'-0	A992	$2,356.57
1	W	18 x 46	60'-0	A992	$2,356.57
1	W	18 x 46	60'-0	A992	$2,356.57
1	W	18 x 46	60'-0	A992	$2,356.57
1	W	18 x 50	60'-0	A992	$2,561.49
2	W	18 x 50	60'-0	A992	$5,122.97
1	W	18 x 55	60'-0	A992	$2,817.64
1	W	18 x 55	60'-0	A992	$2,817.64
2	W	18 x 55	60'-0	A992	$5,635.27
1	W	21 x 44	55'-0	A992	$2,066.27
1	W	21 x 44	55'-0	A992	$2,066.27
1	W	21 x 44	55'-0	A992	$2,066.27
1	W	21 x 44	60'-0	A992	$2,254.11
1	W	21 x 44	60'-0	A992	$2,254.11
1	W	21 x 44	60'-0	A992	$2,254.11
1	W	21 x 44	60'-0	A992	$2,254.11
1	W	21 x 44	60'-0	A992	$2,254.11
1	W	21 x 44	60'-0	A992	$2,254.11
1	W	21 x 44	60'-0	A992	$2,254.11
1	W	21 x 44	60'-0	A992	$2,254.11
1	W	21 x 44	60'-0	A992	$2,254.11
1	W	21 x 44	60'-0	A992	$2,254.11
1	W	21 x 44	60'-0	A992	$2,254.11
1	W	21 x 44	60'-0	A992	$2,254.11
1	W	21 x 44	60'-0	A992	$2,254.11
1	W	21 x 44	60'-0	A992	$2,254.11
1	W	21 x 44	60'-0	A992	$2,254.11
1	W	21 x 44	60'-0	A992	$2,254.11
3	W	21 x 44	60'-0	A992	$6,762.32
1	W	21 x 44	60'-0	A992	$2,254.11
1	W	21 x 44	60'-0	A992	$2,254.11
1	W	21 x 44	60'-0	A992	$2,254.11
1	W	21 x 44	60'-0	A992	$2,254.11
1	W	21 x 44	60'-0	A992	$2,254.11
1	W	21 x 44	60'-0	A992	$2,254.11
1	W	21 x 44	60'-0	A992	$2,254.11
1	W	21 x 44	60'-0	A992	$2,254.11
1	W	21 x 44	60'-0	A992	$2,254.11
1	W	21 x 44	60'-0	A992	$2,254.11
1	W	21 x 44	60'-0	A992	$2,254.11
11	W	21 x 44	60'-0	A992	$24,795.19
1	W	21 x 44	60'-0	A992	$2,254.11
1	W	21 x 44	60'-0	A992	$2,254.11
1	W	21 x 44	60'-0	A992	$2,254.11
1	W	21 x 44	60'-0	A992	$2,254.11
1	W	21 x 44	60'-0	A992	$2,254.11
1	W	21 x 44	60'-0	A992	$2,254.11
1	W	21 x 44	60'-0	A992	$2,254.11
2	W	21 x 48	55'-0	A992	$4,508.22
3	W	21 x 48	55'-0	A992	$6,762.32
1	W	21 x 48	60'-0	A992	$2,459.03
1	W	21 x 48	60'-0	A992	$2,459.03
1	W	21 x 48	60'-0	A992	$2,459.03
1	W	21 x 48	60'-0	A992	$2,459.03
1	W	21 x 48	60'-0	A992	$2,459.03
1	W	21 x 48	60'-0	A992	$2,459.03
1	W	21 x 48	60'-0	A992	$2,459.03
1	W	21 x 48	60'-0	A992	$2,459.03
1	W	21 x 48	60'-0	A992	$2,459.03
1	W	21 x 48	60'-0	A992	$2,459.03
1	W	21 x 48	60'-0	A992	$2,459.03
1	W	21 x 48	60'-0	A992	$2,459.03
1	W	21 x 48	60'-0	A992	$2,459.03
1	W	21 x 48	60'-0	A992	$2,459.03
1	W	21 x 48	60'-0	A992	$2,459.03
1	W	21 x 48	60'-0	A992	$2,459.03
1	W	21 x 48	60'-0	A992	$2,459.03
1	W	21 x 48	60'-0	A992	$2,459.03
1	W	21 x 50	60'-0	A992	$2,561.49
1	W	21 x 50	60'-0	A992	$2,561.49
1	W	21 x 55	55'-0	A992	$2,582.83
1	W	24 x 55	55'-0	A992	$2,582.83
1	W	24 x 55	60'-0	A992	$2,817.64
1	W	24 x 55	60'-0	A992	$2,817.64
2	W	24 x 55	60'-0	A992	$5,635.27
1	W	24 x 55	60'-0	A992	$2,817.64
1	W	24 x 55	60'-0	A992	$2,817.64
1	W	24 x 55	60'-0	A992	$2,817.64
1	W	24 x 55	60'-0	A992	$2,817.64
1	W	24 x 55	60'-0	A992	$2,817.64
1	W	24 x 55	60'-0	A992	$2,817.64
1	W	24 x 55	60'-0	A992	$2,817.64
1	W	24 x 55	60'-0	A992	$2,817.64
2	W	24 x 55	60'-0	A992	$5,635.27
1	W	24 x 55	60'-0	A992	$2,817.64
3	W	24 x 55	60'-0	A992	$8,452.91
1	W	24 x 55	60'-0	A992	$2,817.64
1	W	24 x 55	60'-0	A992	$2,817.64
1	W	24 x 55	60'-0	A992	$2,817.64
1	W	24 x 55	60'-0	A992	$2,817.64
1	W	24 x 55	60'-0	A992	$2,817.64
7	W	24 x 55	60'-0	A992	$19,723.45
1	W	24 x 55	60'-0	A992	$2,817.64
1	W	24 x 55	60'-0	A992	$2,817.64
1	W	24 x 55	60'-0	A992	$2,817.64
1	W	24 x 55	60'-0	A992	$2,817.64
1	W	24 x 55	60'-0	A992	$2,817.64
1	W	24 x 55	60'-0	A992	$2,817.64
1	W	24 x 55	60'-0	A992	$2,817.64
1	W	24 x 62	55'-0	A992	$2,911.56
1	W	24 x 62	55'-0	A992	$2,911.56
1	W	24 x 62	55'-0	A992	$2,911.56
1	W	24 x 62	55'-0	A992	$2,911.56
3	W	24 x 62	55'-0	A992	$8,734.67
4	W	24 x 62	55'-0	A992	$11,646.22
1	W	24 x 62	60'-0	A992	$3,176.24
1	W	24 x 62	60'-0	A992	$3,176.24
1	W	24 x 62	60'-0	A992	$3,176.24
1	W	24 x 62	60'-0	A992	$3,176.24
1	W	24 x 62	60'-0	A992	$3,176.24
1	W	24 x 62	60'-0	A992	$3,176.24
1	W	24 x 62	60'-0	A992	$3,176.24
1	W	24 x 62	60'-0	A992	$3,176.24
1	W	24 x 62	60'-0	A992	$3,176.24
1	W	24 x 62	60'-0	A992	$3,176.24
4	W	24 x 62	60'-0	A992	$12,704.97
1	W	24 x 62	60'-0	A992	$3,176.24

1	W	24 x 62	60'-0	A992	$3,176.24
1	W	24 x 62	60'-0	A992	$3,176.24
1	W	24 x 62	60'-0	A992	$3,176.24
1	W	24 x 62	60'-0	A992	$3,176.24
1	W	24 x 62	60'-0	A992	$3,176.24
1	W	24 x 62	60'-0	A992	$3,176.24
1	W	24 x 62	60'-0	A992	$3,176.24
1	W	24 x 62	60'-0	A992	$3,176.24
1	W	24 x 62	60'-0	A992	$3,176.24
1	W	12 x 79	30'-0	A992	$2,033.24
1	W	12 x 87	30'-0	A992	$2,239.14
2	W	14 x 90	35'-0	A992	$5,440.51
1	W	14 x 90	35'-0	A992	$2,720.25
3	W	14 x 90	40'-0	A992	$9,326.58
1	W	14 x 90	40'-0	A992	$3,108.86
1	W	14 x 90	40'-0	A992	$3,108.86
1	W	14 x 90	40'-0	A992	$3,108.86
1	W	14 x 90	40'-0	A992	$3,108.86
1	W	14 x 90	40'-0	A992	$3,108.86
1	W	14 x 90	40'-0	A992	$3,108.86
1	W	14 x 90	40'-0	A992	$3,108.86
1	W	14 x 90	40'-0	A992	$3,108.86
1	W	14 x 90	45'-0	A992	$3,497.47
1	W	14 x 90	45'-0	A992	$3,497.47
3	W	14 x 90	45'-0	A992	$10,492.41
1	W	14 x 90	45'-0	A992	$3,497.47
1	W	14 x 90	45'-0	A992	$3,497.47
2	W	14 x 90	45'-0	A992	$6,994.94
1	W	14 x 90	45'-0	A992	$3,497.47
11	W	14 x 90	45'-0	A992	$38,472.16
1	W	14 x 90	45'-0	A992	$3,497.47
5	W	14 x 90	45'-0	A992	$17,487.35
2	W	14 x 90	45'-0	A992	$6,994.94
3	W	14 x 90	45'-0	A992	$10,492.41
3	W	14 x 90	45'-0	A992	$10,492.41
1	W	14 x 90	45'-0	A992	$3,497.47
1	W	14 x 90	45'-0	A992	$3,497.47
8	W	14 x 90	45'-0	A992	$27,979.75
1	W	14 x 90	50'-0	A992	$3,886.08
1	W	14 x 90	50'-0	A992	$3,886.08
1	W	14 x 90	50'-0	A992	$3,886.08
1	W	14 x 90	50'-0	A992	$3,886.08
1	W	14 x 90	50'-0	A992	$3,886.08
1	W	14 x 90	50'-0	A992	$3,886.08
1	W	14 x 90	50'-0	A992	$3,886.08
1	W	14 x 90	50'-0	A992	$3,886.08
1	W	14 x 90	50'-0	A992	$3,886.08
1	W	14 x 90	50'-0	A992	$3,886.08
2	W	14 x 90	50'-0	A992	$7,772.15
3	W	14 x 99	35'-0	A992	$8,976.84
2	W	14 x 99	35'-0	A992	$5,984.56
1	W	14 x 99	50'-0	A992	$4,274.68
1	W	14 x 109	35'-0	A992	$3,294.53
4	W	14 x 109	35'-0	A992	$13,178.12
6	W	14 x 109	35'-0	A992	$19,767.18
2	W	14 x 109	35'-0	A992	$6,589.06
2	W	14 x 109	35'-0	A992	$6,589.06
1	W	14 x 109	35'-0	A992	$3,294.53
4	W	14 x 109	35'-0	A992	$13,178.12
2	W	14 x 109	40'-0	A992	$7,530.35
2	W	14 x 109	45'-0	A992	$8,471.65
1	W	14 x 109	50'-0	A992	$4,706.47
1	W	14 x 109	50'-0	A992	$4,706.47
2	W	14 x 120	35'-0	A992	$7,254.01
2	W	14 x 120	35'-0	A992	$7,254.01
1	W	14 x 120	35'-0	A992	$3,627.00
1	W	14 x 120	45'-0	A992	$4,663.29
1	W	14 x 120	50'-0	A992	$5,181.44
1	W	14 x 120	50'-0	A992	$5,181.44
2	W	14 x 132	35'-0	A992	$7,979.41
1	W	24 x 68	55'-0	A992	$3,278.07
1	W	24 x 68	55'-0	A992	$3,278.07
8	W	24 x 68	55'-0	A992	$26,224.54
1	W	24 x 68	55'-0	A992	$3,278.07
1	W	24 x 68	60'-0	A992	$3,576.07
1	W	24 x 68	60'-0	A992	$3,576.07
1	W	24 x 68	60'-0	A992	$3,576.07
1	W	24 x 68	60'-0	A992	$3,576.07
1	W	24 x 68	60'-0	A992	$3,576.07
1	W	24 x 68	60'-0	A992	$3,576.07
1	W	24 x 68	60'-0	A992	$3,576.07
1	W	24 x 68	60'-0	A992	$3,576.07
1	W	24 x 68	60'-0	A992	$3,576.07
1	W	24 x 68	60'-0	A992	$3,576.07
1	W	24 x 68	60'-0	A992	$3,576.07
3	W	24 x 68	60'-0	A992	$10,728.22
1	W	24 x 68	60'-0	A992	$3,576.07
1	W	24 x 68	60'-0	A992	$3,576.07
1	W	24 x 68	60'-0	A992	$3,576.07
1	W	24 x 68	60'-0	A992	$3,576.07
1	W	24 x 68	60'-0	A992	$3,576.07
1	W	24 x 68	60'-0	A992	$3,576.07
1	W	24 x 68	60'-0	A992	$3,576.07
1	W	24 x 68	60'-0	A992	$3,576.07
1	W	24 x 68	60'-0	A992	$3,576.07
1	W	24 x 68	60'-0	A992	$3,576.07
1	W	24 x 68	60'-0	A992	$3,576.07
1	W	24 x 68	60'-0	A992	$3,576.07
2	W	24 x 68	60'-0	A992	$7,152.15
1	W	24 x 68	60'-0	A992	$3,576.07
1	W	24 x 68	60'-0	A992	$3,576.07
1	W	24 x 68	60'-0	A992	$3,576.07
18	W	24 x 68	60'-0	A992	$64,369.34
1	W	24 x 68	60'-0	A992	$3,576.07
1	W	24 x 68	60'-0	A992	$3,576.07
2	W	24 x 68	60'-0	A992	$7,152.15
1	W	24 x 68	60'-0	A992	$3,576.07
1	W	24 x 68	60'-0	A992	$3,576.07
1	W	24 x 68	60'-0	A992	$3,576.07
1	W	24 x 68	60'-0	A992	$3,576.07
1	W	24 x 68	60'-0	A992	$3,576.07
1	W	24 x 68	60'-0	A992	$3,576.07
1	W	24 x 68	60'-0	A992	$3,576.07
1	W	24 x 76	55'-0	A992	$3,663.72
1	W	24 x 76	55'-0	A992	$3,663.72
2	W	24 x 76	55'-0	A992	$7,327.45
1	W	24 x 76	60'-0	A992	$3,996.79
1	W	24 x 76	60'-0	A992	$3,996.79
2	W	24 x 76	60'-0	A992	$7,993.58
1	W	24 x 76	60'-0	A992	$3,996.79
1	W	24 x 76	60'-0	A992	$3,996.79
1	W	24 x 76	60'-0	A992	$3,996.79
2	W	24 x 84	55'-0	A992	$8,098.76
1	W	24 x 84	60'-0	A992	$4,417.50
1	W	24 x 94	55'-0	A992	$4,531.45
1	W	24 x 94	55'-0	A992	$4,531.45
1	W	18 x 76	30'-0	A992	$2,027.07
2	W	27 x 84	35'-0	A992	$5,227.70
4	W	27 x 84	35'-0	A992	$10,455.41
2	W	27 x 84	35'-0	A992	$5,227.70
2	W	27 x 84	35'-0	A992	$5,227.70
2	W	27 x 84	35'-0	A992	$5,227.70
2	W	27 x 84	35'-0	A992	$5,227.70
2	W	27 x 84	35'-0	A992	$5,227.70
2	W	27 x 84	35'-0	A992	$5,227.70
2	W	27 x 84	35'-0	A992	$5,227.70
2	W	27 x 84	35'-0	A992	$5,227.70
2	W	27 x 84	35'-0	A992	$5,227.70
2	W	27 x 84	35'-0	A992	$5,227.70
2	W	27 x 84	35'-0	A992	$5,227.70
2	W	27 x 84	35'-0	A992	$5,227.70
2	W	27 x 84	35'-0	A992	$5,227.70
2	W	27 x 84	35'-0	A992	$5,227.70
2	W	27 x 84	35'-0	A992	$5,227.70
2	W	27 x 84	35'-0	A992	$5,227.70
2	W	27 x 84	35'-0	A992	$5,227.70
2	W	27 x 84	35'-0	A992	$5,227.70
2	W	27 x 84	35'-0	A992	$5,227.70
2	W	27 x 84	35'-0	A992	$5,227.70

2	W	27 x 84	35'-0	A992	$5,227.70
2	W	27 x 84	35'-0	A992	$5,227.70
2	W	27 x 84	35'-0	A992	$5,227.70
2	W	27 x 84	35'-0	A992	$5,227.70
2	W	27 x 84	35'-0	A992	$5,227.70
2	W	27 x 84	35'-0	A992	$5,227.70
4	W	27 x 84	35'-0	A992	$10,455.41
4	W	27 x 84	35'-0	A992	$10,455.41
4	W	27 x 84	35'-0	A992	$10,455.41
4	W	27 x 84	35'-0	A992	$10,455.41
9	W	27 x 84	35'-0	A992	$23,524.66
10	W	27 x 84	35'-0	A992	$26,138.51
12	W	27 x 84	35'-0	A992	$31,366.22
36	W	27 x 84	35'-0	A992	$94,098.65
38	W	27 x 84	35'-0	A992	$99,326.35
2	W	27 x 84	35'-0	A992	$5,227.70
2	W	27 x 84	35'-0	A992	$5,227.70
2	W	27 x 84	35'-0	A992	$5,227.70
4	W	27 x 84	35'-0	A992	$10,455.41
4	W	27 x 84	35'-0	A992	$10,455.41
4	W	27 x 84	35'-0	A992	$10,455.41
4	W	27 x 84	35'-0	A992	$10,455.41
8	W	27 x 84	35'-0	A992	$20,910.81
10	W	27 x 84	35'-0	A992	$26,138.51
10	W	27 x 84	35'-0	A992	$26,138.51
10	W	27 x 84	35'-0	A992	$26,138.51
10	W	27 x 84	35'-0	A992	$26,138.51
1	W	27 x 84	45'-0	A992	$3,360.67
1	W	27 x 84	45'-0	A992	$3,360.67
1	W	27 x 84	50'-0	A992	$3,734.07
1	W	30 x 90	30'-0	A992	$2,400.48
2	W	30 x 90	35'-0	A992	$5,601.11
2	W	30 x 90	35'-0	A992	$5,601.11
1	W	30 x 90	35'-0	A992	$2,800.56
1	W	30 x 90	35'-0	A992	$2,800.56
1	W	30 x 90	35'-0	A992	$2,800.56
1	W	30 x 90	40'-0	A992	$3,200.63
1	W	30 x 90	40'-0	A992	$3,200.63
1	W	30 x 90	40'-0	A992	$3,200.63
1	W	30 x 90	45'-0	A992	$3,600.71
1	W	30 x 90	50'-0	A992	$4,000.79
1	W	30 x 90	50'-0	A992	$4,000.79
1	W	30 x 90	50'-0	A992	$4,000.79
1	W	30 x 99	35'-0	A992	$3,080.61
2	W	30 x 99	35'-0	A992	$6,161.22
2	W	30 x 99	35'-0	A992	$6,161.22
2	W	30 x 99	35'-0	A992	$6,161.22
2	W	30 x 99	35'-0	A992	$6,161.22
2	W	30 x 99	35'-0	A992	$6,161.22
2	W	30 x 99	35'-0	A992	$6,161.22
2	W	30 x 99	35'-0	A992	$6,161.22
2	W	30 x 99	35'-0	A992	$6,161.22
2	W	30 x 99	35'-0	A992	$6,161.22
2	W	30 x 99	35'-0	A992	$6,161.22
2	W	30 x 99	35'-0	A992	$6,161.22
2	W	30 x 99	35'-0	A992	$6,161.22
2	W	30 x 99	35'-0	A992	$6,161.22
2	W	30 x 99	35'-0	A992	$6,161.22
2	W	30 x 99	35'-0	A992	$6,161.22
1	W	30 x 99	50'-0	A992	$4,400.87
1	W	30 x 108	35'-0	A992	$3,360.67
1	W	30 x 116	30'-0	A992	$3,093.95
2	W	30 x 116	35'-0	A992	$7,219.21
1	W	33 x 118	35'-0	A992	$3,671.84
1	W	33 x 118	35'-0	A992	$3,671.84
1	W	33 x 118	35'-0	A992	$3,671.84
1	W	33 x 118	45'-0	A992	$4,720.94
1	W	33 x 130	30'-0	A992	$3,467.35
1	W	33 x 130	35'-0	A992	$4,045.25
1	W	36 x 135	30'-0	A992	$3,600.71
1	W	36 x 135	35'-0	A992	$4,200.83
1	W	36 x 135	35'-0	A992	$4,200.83
1	W	36 x 135	35'-0	A992	$4,200.83
1	W	36 x 135	50'-0	A992	$6,001.19
1	W	36 x 135	50'-0	A992	$6,001.19
1	W	36 x 150	30'-0	A992	$4,000.79
1	W	14 x 90	55'-0	A992	$4,408.72
1	W	14 x 90	55'-0	A992	$4,408.72
1	W	14 x 90	55'-0	A992	$4,408.72
2	W	14 x 90	55'-0	A992	$8,817.45
1	W	14 x 90	55'-0	A992	$4,408.72
1	W	14 x 90	55'-0	A992	$4,408.72
1	W	14 x 90	55'-0	A992	$4,408.72
2	W	14 x 90	55'-0	A992	$8,817.45
2	W	14 x 90	55'-0	A992	$8,817.45
1	W	14 x 90	55'-0	A992	$4,408.72
5	W	14 x 90	55'-0	A992	$22,043.62
1	W	14 x 90	55'-0	A992	$4,408.72
2	W	14 x 90	55'-0	A992	$8,817.45
1	W	14 x 90	55'-0	A992	$4,408.72
1	W	14 x 90	55'-0	A992	$4,408.72
17	W	14 x 90	55'-0	A992	$74,948.31
1	W	14 x 90	55'-0	A992	$4,408.72
1	W	14 x 90	55'-0	A992	$4,408.72
2	W	14 x 90	55'-0	A992	$8,817.45
1	W	14 x 90	55'-0	A992	$4,408.72
1	W	14 x 90	55'-0	A992	$4,408.72
5	W	14 x 90	55'-0	A992	$22,043.62
1	W	14 x 90	60'-0	A992	$4,809.52
1	W	14 x 90	60'-0	A992	$4,809.52
1	W	14 x 90	60'-0	A992	$4,809.52
1	W	14 x 90	60'-0	A992	$4,809.52
1	W	14 x 90	60'-0	A992	$4,809.52
1	W	14 x 90	60'-0	A992	$4,809.52
1	W	14 x 90	60'-0	A992	$4,809.52
1	W	14 x 90	60'-0	A992	$4,809.52
1	W	14 x 90	60'-0	A992	$4,809.52
1	W	14 x 90	60'-0	A992	$4,809.52
1	W	14 x 90	60'-0	A992	$4,809.52
1	W	14 x 90	60'-0	A992	$4,809.52
1	W	14 x 90	60'-0	A992	$4,809.52
1	W	14 x 90	60'-0	A992	$4,809.52
2	W	14 x 90	60'-0	A992	$9,619.03
1	W	14 x 90	60'-0	A992	$4,809.52
1	W	14 x 90	60'-0	A992	$4,809.52
1	W	14 x 90	60'-0	A992	$4,809.52
2	W	14 x 90	60'-0	A992	$9,619.03
1	W	14 x 90	60'-0	A992	$4,809.52
1	W	14 x 90	60'-0	A992	$4,809.52
1	W	14 x 90	60'-0	A992	$4,809.52
1	W	14 x 90	60'-0	A992	$4,809.52
1	W	14 x 90	60'-0	A992	$4,809.52
1	W	14 x 90	60'-0	A992	$4,809.52
1	W	14 x 90	60'-0	A992	$4,809.52
1	W	14 x 90	60'-0	A992	$4,809.52
1	W	14 x 90	60'-0	A992	$4,809.52
1	W	14 x 90	60'-0	A992	$4,809.52
1	W	14 x 90	60'-0	A992	$4,809.52
1	W	14 x 90	60'-0	A992	$4,809.52
1	W	14 x 90	60'-0	A992	$4,809.52
1	W	14 x 90	60'-0	A992	$4,809.52
14	W	14 x 90	60'-0	A992	$67,333.24
1	W	14 x 90	60'-0	A992	$4,809.52
1	W	14 x 90	60'-0	A992	$4,809.52
1	W	14 x 90	60'-0	A992	$4,809.52
1	W	14 x 90	60'-0	A992	$4,809.52
1	W	14 x 90	60'-0	A992	$4,809.52
3	W	14 x 90	60'-0	A992	$14,428.55
1	W	14 x 90	60'-0	A992	$4,809.52
1	W	14 x 90	60'-0	A992	$4,809.52
1	W	14 x 99	55'-0	A992	$4,849.60
3	W	14 x 99	60'-0	A992	$15,871.41
1	W	14 x 99	60'-0	A992	$5,290.47
1	W	14 x 109	55'-0	A992	$5,339.45
1	W	14 x 109	55'-0	A992	$5,339.45
1	W	14 x 109	60'-0	A992	$5,824.86
1	W	14 x 109	60'-0	A992	$5,824.86
1	W	14 x 120	55'-0	A992	$5,878.30
1	W	14 x 120	60'-0	A992	$6,412.69

GMF STEEL GROUP

1	W	14 x 132	55'-0	A992	$6,466.13
1	W	14 x 132	60'-0	A992	$7,053.96
1	W	14 x 132	60'-0	A992	$7,053.96
1	W	18 x 76	55'-0	A992	$3,829.48
1	W	18 x 76	60'-0	A992	$4,177.62
1	W	27 x 84	55'-0	A992	$4,232.58
1	W	27 x 84	55'-0	A992	$4,232.58
1	W	27 x 84	60'-0	A992	$4,617.36
1	W	27 x 84	60'-0	A992	$4,617.36
1	W	27 x 84	60'-0	A992	$4,617.36
1	W	27 x 84	60'-0	A992	$4,617.36
2	W	27 x 84	60'-0	A992	$9,234.73
1	W	27 x 84	60'-0	A992	$4,617.36
1	W	27 x 84	60'-0	A992	$4,617.36
1	W	27 x 84	60'-0	A992	$4,617.36
1	W	27 x 84	60'-0	A992	$4,617.36
1	W	27 x 84	60'-0	A992	$4,617.36
1	W	27 x 84	60'-0	A992	$4,617.36
1	W	27 x 84	60'-0	A992	$4,617.36
1	W	27 x 84	60'-0	A992	$4,617.36
1	W	27 x 84	60'-0	A992	$4,617.36
1	W	27 x 84	60'-0	A992	$4,617.36
1	W	27 x 84	60'-0	A992	$4,617.36
1	W	27 x 84	60'-0	A992	$4,617.36
1	W	27 x 84	60'-0	A992	$4,617.36
1	W	27 x 84	60'-0	A992	$4,617.36
1	W	27 x 84	60'-0	A992	$4,617.36
1	W	27 x 84	60'-0	A992	$4,617.36
1	W	27 x 84	60'-0	A992	$4,617.36
1	W	27 x 84	60'-0	A992	$4,617.36
2	W	27 x 84	60'-0	A992	$9,234.73
3	W	27 x 84	60'-0	A992	$13,852.09
1	W	27 x 84	60'-0	A992	$4,617.36
1	W	27 x 84	60'-0	A992	$4,617.36
1	W	27 x 84	60'-0	A992	$4,617.36
1	W	27 x 84	60'-0	A992	$4,617.36
5	W	27 x 84	60'-0	A992	$23,086.82
1	W	27 x 84	60'-0	A992	$4,617.36
1	W	27 x 84	60'-0	A992	$4,617.36
2	W	27 x 84	60'-0	A992	$9,234.73
1	W	27 x 84	60'-0	A992	$4,617.36
1	W	27 x 84	60'-0	A992	$4,617.36
1	W	27 x 84	60'-0	A992	$4,617.36
1	W	27 x 84	60'-0	A992	$4,617.36
2	W	27 x 84	60'-0	A992	$9,234.73
1	W	27 x 84	60'-0	A992	$4,617.36
1	W	27 x 84	60'-0	A992	$4,617.36
1	W	27 x 84	60'-0	A992	$4,617.36
1	W	27 x 84	60'-0	A992	$4,617.36
1	W	27 x 84	60'-0	A992	$4,617.36
1	W	27 x 84	60'-0	A992	$4,617.36
1	W	27 x 84	60'-0	A992	$4,617.36
1	W	27 x 84	60'-0	A992	$4,617.36
1	W	27 x 84	60'-0	A992	$4,617.36
1	W	27 x 84	60'-0	A992	$4,617.36
1	W	27 x 84	60'-0	A992	$4,617.36
1	W	30 x 90	60'-0	A992	$4,947.18
1	W	30 x 90	60'-0	A992	$4,947.18
1	W	30 x 90	60'-0	A992	$4,947.18
1	W	30 x 90	60'-0	A992	$4,947.18
1	W	30 x 90	60'-0	A992	$4,947.18
1	W	30 x 90	60'-0	A992	$4,947.18
1	W	30 x 90	60'-0	A992	$4,947.18
1	W	30 x 90	60'-0	A992	$4,947.18
1	W	30 x 90	60'-0	A992	$4,947.18
1	W	30 x 90	60'-0	A992	$4,947.18
1	W	30 x 90	60'-0	A992	$4,947.18
1	W	30 x 90	60'-0	A992	$4,947.18
1	W	30 x 90	60'-0	A992	$4,947.18
1	W	30 x 90	60'-0	A992	$4,947.18
1	W	30 x 90	60'-0	A992	$4,947.18
1	W	30 x 90	60'-0	A992	$4,947.18
1	W	30 x 90	60'-0	A992	$4,947.18
1	W	30 x 90	60'-0	A992	$4,947.18
1	W	30 x 90	60'-0	A992	$4,947.18
1	W	30 x 90	60'-0	A992	$4,947.18
1	W	30 x 90	60'-0	A992	$4,947.18
1	W	30 x 90	60'-0	A992	$4,947.18
1	W	30 x 90	60'-0	A992	$4,947.18
1	W	30 x 90	60'-0	A992	$4,947.18
1	W	30 x 90	60'-0	A992	$4,947.18
1	W	30 x 90	60'-0	A992	$4,947.18
1	W	30 x 90	60'-0	A992	$4,947.18
1	W	30 x 90	60'-0	A992	$4,947.18
1	W	30 x 90	60'-0	A992	$4,947.18
1	W	30 x 90	60'-0	A992	$4,947.18
1	W	30 x 90	60'-0	A992	$4,947.18
1	W	30 x 90	60'-0	A992	$4,947.18
1	W	30 x 90	60'-0	A992	$4,947.18
1	W	30 x 90	60'-0	A992	$4,947.18
1	W	30 x 90	60'-0	A992	$4,947.18
1	W	30 x 90	60'-0	A992	$4,947.18
1	W	30 x 90	60'-0	A992	$4,947.18
1	W	30 x 90	60'-0	A992	$4,947.18
1	W	30 x 90	60'-0	A992	$4,947.18
1	W	30 x 90	60'-0	A992	$4,947.18
1	W	30 x 90	60'-0	A992	$4,947.18
1	W	30 x 90	60'-0	A992	$4,947.18
1	W	30 x 90	60'-0	A992	$4,947.18
1	W	30 x 90	60'-0	A992	$4,947.18
1	W	30 x 90	60'-0	A992	$4,947.18
1	W	30 x 90	60'-0	A992	$4,947.18
1	W	30 x 90	60'-0	A992	$4,947.18
1	W	30 x 90	60'-0	A992	$4,947.18
1	W	30 x 90	60'-0	A992	$4,947.18
1	W	30 x 90	60'-0	A992	$4,947.18
1	W	30 x 90	60'-0	A992	$4,947.18
1	W	30 x 90	60'-0	A992	$4,947.18
1	W	30 x 90	60'-0	A992	$4,947.18
1	W	30 x 90	60'-0	A992	$4,947.18
1	W	30 x 90	60'-0	A992	$4,947.18
1	W	30 x 90	60'-0	A992	$4,947.18
1	W	30 x 90	60'-0	A992	$4,947.18
1	W	30 x 90	60'-0	A992	$4,947.18
1	W	30 x 90	60'-0	A992	$4,947.18
1	W	30 x 90	60'-0	A992	$4,947.18
1	W	30 x 90	60'-0	A992	$4,947.18
1	W	30 x 90	60'-0	A992	$4,947.18
1	W	30 x 90	60'-0	A992	$4,947.18
1	W	30 x 90	60'-0	A992	$4,947.18
2	W	30 x 90	60'-0	A992	$9,894.35
1	W	30 x 90	60'-0	A992	$4,947.18
1	W	30 x 90	60'-0	A992	$4,947.18
1	W	30 x 90	60'-0	A992	$4,947.18
1	W	30 x 90	60'-0	A992	$4,947.18
1	W	30 x 90	60'-0	A992	$4,947.18
1	W	30 x 90	60'-0	A992	$4,947.18
1	W	30 x 90	60'-0	A992	$4,947.18
1	W	30 x 90	60'-0	A992	$4,947.18
1	W	30 x 90	60'-0	A992	$4,947.18
1	W	30 x 90	60'-0	A992	$4,947.18
1	W	30 x 90	60'-0	A992	$4,947.18
1	W	30 x 90	60'-0	A992	$4,947.18
2	W	30 x 90	60'-0	A992	$9,894.35
2	W	30 x 90	60'-0	A992	$9,894.35
1	W	30 x 90	60'-0	A992	$4,947.18
1	W	30 x 90	60'-0	A992	$4,947.18
1	W	30 x 90	60'-0	A992	$4,947.18
1	W	30 x 99	55'-0	A992	$4,988.40
3	W	30 x 99	60'-0	A992	$16,325.68
1	W	30 x 99	60'-0	A992	$5,441.89
1	W	30 x 99	60'-0	A992	$5,441.89
1	W	30 x 99	60'-0	A992	$5,441.89
1	W	30 x 99	60'-0	A992	$5,441.89
1	W	30 x 99	60'-0	A992	$5,441.89
1	W	30 x 99	60'-0	A992	$5,441.89
1	W	30 x 99	60'-0	A992	$5,441.89
3	W	30 x 99	60'-0	A992	$16,325.68
5	W	30 x 99	60'-0	A992	$27,209.47
5	W	30 x 99	60'-0	A992	$27,209.47
20	W	30 x 99	60'-0	A992	$108,837.88
5	W	30 x 99	60'-0	A992	$27,209.47
1	W	30 x 99	60'-0	A992	$5,441.89
1	W	30 x 99	60'-0	A992	$5,441.89
1	W	30 x 99	60'-0	A992	$5,441.89
2	W	30 x 99	60'-0	A992	$10,883.79
1	W	30 x 99	60'-0	A992	$5,441.89
1	W	30 x 99	60'-0	A992	$5,441.89
5	W	30 x 99	60'-0	A992	$27,209.47
1	W	30 x 99	60'-0	A992	$5,441.89
1	W	30 x 99	60'-0	A992	$5,441.89
1	W	30 x 99	60'-0	A992	$5,441.89
1	W	30 x 99	60'-0	A992	$5,441.89
1	W	30 x 99	60'-0	A992	$5,441.89
1	W	30 x 108	60'-0	A992	$5,936.61
1	W	30 x 108	60'-0	A992	$5,936.61
4	W	30 x 116	60'-0	A992	$25,505.44
1	W	30 x 116	60'-0	A992	$6,376.36
1	W	30 x 116	60'-0	A992	$6,376.36
1	W	30 x 116	60'-0	A992	$6,376.36
1	W	33 x 118	55'-0	A992	$5,945.77
1	W	33 x 118	55'-0	A992	$5,945.77
1	W	33 x 118	60'-0	A992	$6,486.30
1	W	33 x 118	60'-0	A992	$6,486.30
1	W	33 x 118	60'-0	A992	$6,486.30
2	W	33 x 118	60'-0	A992	$12,972.60
1	W	33 x 118	60'-0	A992	$6,486.30
1	W	33 x 118	60'-0	A992	$6,486.30
1	W	33 x 118	60'-0	A992	$6,486.30
1	W	33 x 118	60'-0	A992	$6,486.30
2	W	33 x 118	60'-0	A992	$12,972.60
4	W	33 x 118	60'-0	A992	$25,945.19
10	W	33 x 118	60'-0	A992	$64,862.98
1	W	33 x 118	60'-0	A992	$6,486.30
1	W	33 x 118	60'-0	A992	$6,486.30
1	W	33 x 118	60'-0	A992	$6,486.30
1	W	33 x 118	60'-0	A992	$6,486.30
2	W	33 x 118	60'-0	A992	$12,972.60
2	W	33 x 118	60'-0	A992	$12,972.60
4	W	33 x 118	60'-0	A992	$25,945.19
1	W	33 x 118	60'-0	A992	$6,486.30

1	W	33 x 118	60'-0	A992	$6,486.30
1	W	33 x 118	60'-0	A992	$6,486.30
2	W	33 x 118	60'-0	A992	$12,972.60
2	W	33 x 118	60'-0	A992	$12,972.60
3	W	33 x 118	60'-0	A992	$19,458.89
1	W	33 x 118	60'-0	A992	$6,486.30
1	W	33 x 118	60'-0	A992	$6,486.30
4	W	33 x 118	60'-0	A992	$25,945.19
15	W	33 x 118	60'-0	A992	$97,294.47
1	W	33 x 118	60'-0	A992	$6,486.30
1	W	33 x 118	60'-0	A992	$6,486.30
3	W	33 x 118	60'-0	A992	$19,458.89
1	W	33 x 118	60'-0	A992	$6,486.30
2	W	33 x 118	60'-0	A992	$12,972.60
1	W	33 x 118	60'-0	A992	$6,486.30
4	W	33 x 118	60'-0	A992	$25,945.19
1	W	33 x 118	60'-0	A992	$6,486.30
1	W	33 x 118	60'-0	A992	$6,486.30
6	W	33 x 118	60'-0	A992	$38,917.79
4	W	33 x 118	60'-0	A992	$25,945.19
3	W	33 x 118	60'-0	A992	$19,458.89
1	W	33 x 118	60'-0	A992	$6,486.30
1	W	33 x 118	60'-0	A992	$6,486.30
1	W	33 x 118	60'-0	A992	$6,486.30
1	W	33 x 118	60'-0	A992	$6,486.30
1	W	33 x 118	60'-0	A992	$6,486.30
1	W	33 x 118	60'-0	A992	$6,486.30
1	W	33 x 118	60'-0	A992	$6,486.30
1	W	33 x 118	60'-0	A992	$6,486.30
1	W	33 x 118	60'-0	A992	$6,486.30
2	W	33 x 118	60'-0	A992	$12,972.60
1	W	33 x 118	60'-0	A992	$6,486.30
1	W	33 x 118	60'-0	A992	$6,486.30
1	W	33 x 118	60'-0	A992	$6,486.30
1	W	33 x 118	60'-0	A992	$6,486.30
1	W	33 x 118	60'-0	A992	$6,486.30
1	W	33 x 118	60'-0	A992	$6,486.30
1	W	33 x 118	60'-0	A992	$6,486.30
1	W	33 x 130	55'-0	A992	$6,550.43
1	W	33 x 130	60'-0	A992	$7,145.92
2	W	33 x 130	60'-0	A992	$14,291.84
4	W	33 x 130	60'-0	A992	$28,583.69
1	W	33 x 130	60'-0	A992	$7,145.92
1	W	33 x 130	60'-0	A992	$7,145.92
4	W	33 x 130	60'-0	A992	$28,583.69
1	W	33 x 130	60'-0	A992	$7,145.92
2	W	33 x 130	60'-0	A992	$14,291.84
1	W	33 x 130	60'-0	A992	$7,145.92
1	W	33 x 130	60'-0	A992	$7,145.92
1	W	33 x 130	60'-0	A992	$7,145.92
1	W	33 x 130	60'-0	A992	$7,145.92
1	W	33 x 130	60'-0	A992	$7,145.92
1	W	33 x 130	60'-0	A992	$7,145.92
1	W	33 x 130	60'-0	A992	$7,145.92
1	W	33 x 130	60'-0	A992	$7,145.92
1	W	33 x 130	60'-0	A992	$7,145.92
1	W	33 x 130	60'-0	A992	$7,145.92
1	W	36 x 135	60'-0	A992	$7,420.76
1	W	36 x 135	60'-0	A992	$7,420.76
4	W	36 x 135	60'-0	A992	$29,683.06
1	W	36 x 135	60'-0	A992	$7,420.76
2	W	36 x 135	60'-0	A992	$14,841.53
1	W	36 x 135	60'-0	A992	$7,420.76
2	W	36 x 135	60'-0	A992	$14,841.53
1	W	36 x 135	60'-0	A992	$7,420.76
1	W	36 x 135	60'-0	A992	$7,420.76
1	W	36 x 135	60'-0	A992	$7,420.76
1	W	36 x 135	60'-0	A992	$7,420.76
1	W	36 x 135	60'-0	A992	$7,420.76
1	W	36 x 135	60'-0	A992	$7,420.76
1	W	36 x 135	60'-0	A992	$7,420.76
1	W	36 x 135	60'-0	A992	$7,420.76
2	W	36 x 135	60'-0	A992	$14,841.53
1	W	36 x 135	60'-0	A992	$7,420.76
1	W	36 x 135	60'-0	A992	$7,420.76
1	W	36 x 135	60'-0	A992	$7,420.76
1	W	36 x 135	60'-0	A992	$7,420.76
1	W	36 x 150	60'-0	A992	$8,245.29
1	W	36 x 150	60'-0	A992	$8,245.29
1	W	36 x 150	60'-0	A992	$8,245.29
1	W	36 x 150	60'-0	A992	$8,245.29
1	W	30 x 124	60'-0	A992	$7,005.77
1	W	33 x 152	60'-0	A992	$8,587.72
2	W	14 x 145	35'-0	A992	$10,174.01
2	W	14 x 145	35'-0	A992	$10,174.01
1	W	14 x 145	45'-0	A992	$6,540.43
1	W	14 x 145	50'-0	A992	$7,267.15
1	W	14 x 145	50'-0	A992	$7,267.15
1	W	14 x 159	35'-0	A992	$5,578.16
2	W	14 x 193	35'-0	A992	$13,541.95
2	W	14 x 193	35'-0	A992	$13,541.95
2	W	14 x 211	35'-0	A992	$14,804.93
2	W	14 x 211	35'-0	A992	$14,804.93
1	W	14 x 145	55'-0	A992	$8,209.81
1	W	14 x 145	60'-0	A992	$8,956.16
1	W	14 x 159	55'-0	A992	$9,002.49
1	W	14 x 159	55'-0	A992	$9,002.49
1	W	14 x 176	55'-0	A992	$9,965.02
1	W	14 x 176	55'-0	A992	$9,965.02
1	W	14 x 193	55'-0	A992	$10,927.55
1	W	14 x 233	55'-0	A992	$13,192.32
1	W	24 x 250	60'-0	A992	$15,909.02
1	W	14 x 398	30'-0	A992	$12,678.46
2	W	33 x 241	35'-0	A992	$17,913.37
2	W	33 x 241	35'-0	A992	$17,913.37
1	W	40 x 149	35'-0	A992	$5,537.54
1	W	40 x 149	35'-0	A992	$5,537.54
2	W	40 x 149	35'-0	A992	$11,075.07
4	W	40 x 149	35'-0	A992	$22,150.14
1	W	40 x 149	45'-0	A992	$7,119.69
1	W	40 x 149	45'-0	A992	$7,119.69
1	W	40 x 149	45'-0	A992	$7,119.69
2	W	40 x 149	45'-0	A992	$14,239.38
1	W	40 x 167	30'-0	A992	$5,319.86
2	W	40 x 167	35'-0	A992	$12,413.00
1	W	40 x 167	35'-0	A992	$6,206.50
1	W	40 x 167	45'-0	A992	$7,979.78
2	W	40 x 167	45'-0	A992	$15,959.57
2	W	40 x 167	45'-0	A992	$15,959.57
1	W	40 x 199	45'-0	A992	$9,508.85
2	W	40 x 235	35'-0	A992	$17,467.39
2	W	40 x 235	35'-0	A992	$17,467.39
2	W	40 x 235	35'-0	A992	$17,467.39
2	W	40 x 235	35'-0	A992	$17,467.39
1	W	14 x 398	55'-0	A992	$23,836.60
1	W	30 x 173	60'-0	A992	$11,303.05
3	W	30 x 173	60'-0	A992	$33,909.16
1	W	30 x 173	60'-0	A992	$11,303.05
1	W	40 x 149	60'-0	A992	$9,735.00
1	W	40 x 149	60'-0	A992	$9,735.00
1	W	40 x 149	60'-0	A992	$9,735.00
1	W	40 x 149	60'-0	A992	$9,735.00
1	W	40 x 149	60'-0	A992	$9,735.00
2	W	40 x 149	60'-0	A992	$19,470.00
1	W	40 x 149	60'-0	A992	$9,735.00
1	W	40 x 149	60'-0	A992	$9,735.00
1	W	40 x 149	60'-0	A992	$9,735.00
1	W	40 x 149	60'-0	A992	$9,735.00
1	W	40 x 149	60'-0	A992	$9,735.00
1	W	40 x 149	60'-0	A992	$9,735.00
1	W	40 x 149	60'-0	A992	$9,735.00
1	W	40 x 149	60'-0	A992	$9,735.00
1	W	40 x 149	60'-0	A992	$9,735.00
1	W	40 x 149	60'-0	A992	$9,735.00
1	W	40 x 167	55'-0	A992	$10,001.79
1	W	40 x 167	60'-0	A992	$10,911.04
1	W	40 x 167	60'-0	A992	$10,911.04
1	W	40 x 167	60'-0	A992	$10,911.04
1	W	40 x 167	60'-0	A992	$10,911.04

1	W	40 x 167	60'-0	A992	$10,911.04
3	W	40 x 167	60'-0	A992	$32,733.12
1	W	40 x 167	60'-0	A992	$10,911.04
1	W	40 x 167	60'-0	A992	$10,911.04
1	W	40 x 167	60'-0	A992	$10,911.04
1	W	40 x 183	60'-0	A992	$11,956.41
1	W	40 x 183	60'-0	A992	$11,956.41
1	W	40 x 183	60'-0	A992	$11,956.41
1	W	40 x 199	60'-0	A992	$13,001.78
1	W	40 x 199	60'-0	A992	$13,001.78
1	W	40 x 199	60'-0	A992	$13,001.78
1	W	40 x 199	60'-0	A992	$13,001.78
1	W	40 x 199	60'-0	A992	$13,001.78
1	W	40 x 211	60'-0	A992	$13,785.81
1	W	40 x 215	60'-0	A992	$14,047.15
1	W	40 x 397	60'-0	A992	$25,938.22
1	W	40 x 431	60'-0	A992	$28,159.63
1	W	40 x 431	60'-0	A992	$28,159.63
1	W	44 x 230	45'-0	A992	$12,942.59
1	W	44 x 262	30'-0	A992	$9,828.87
1	W	44 x 335	40'-0	A992	$16,756.59
1	W	44 x 335	45'-0	A992	$18,851.17
1	W	44 x 335	45'-0	A992	$18,851.17
1	W	44 x 230	60'-0	A992	$17,630.48
1	W	44 x 230	60'-0	A992	$17,630.48
1	W	44 x 230	60'-0	A992	$17,630.48
1	W	44 x 230	60'-0	A992	$17,630.48
1	W	44 x 230	60'-0	A992	$17,630.48
1	W	44 x 230	60'-0	A992	$17,630.48
1	W	44 x 230	60'-0	A992	$17,630.48
1	W	44 x 230	60'-0	A992	$17,630.48
1	W	44 x 230	60'-0	A992	$17,630.48
1	W	44 x 230	60'-0	A992	$17,630.48
5	W	44 x 230	60'-0	A992	$88,152.39
1	W	44 x 230	60'-0	A992	$17,630.48
1	W	44 x 230	60'-0	A992	$17,630.48
2	W	44 x 230	60'-0	A992	$35,260.95
1	W	44 x 230	60'-0	A992	$17,630.48
1	W	44 x 230	60'-0	A992	$17,630.48
1	W	44 x 230	60'-0	A992	$17,630.48
1	W	44 x 230	60'-0	A992	$17,630.48
1	W	44 x 230	60'-0	A992	$17,630.48
1	W	44 x 230	60'-0	A992	$17,630.48
1	W	44 x 262	60'-0	A992	$20,083.41
1	W	44 x 262	60'-0	A992	$20,083.41
1	W	44 x 262	60'-0	A992	$20,083.41
1	W	44 x 262	60'-0	A992	$20,083.41
3	W	44 x 262	60'-0	A992	$60,250.24
1	W	44 x 262	60'-0	A992	$20,083.41
1	W	44 x 262	60'-0	A992	$20,083.41
1	W	44 x 262	60'-0	A992	$20,083.41
1	W	44 x 262	60'-0	A992	$20,083.41
1	W	44 x 262	60'-0	A992	$20,083.41
1	W	44 x 262	60'-0	A992	$20,083.41
1	W	44 x 262	60'-0	A992	$20,083.41
1	W	44 x 290	60'-0	A992	$22,229.73
1	W	44 x 290	60'-0	A992	$22,229.73
1	W	44 x 290	60'-0	A992	$22,229.73
1	W	44 x 290	60'-0	A992	$22,229.73
1	W	44 x 290	60'-0	A992	$22,229.73
1	W	44 x 290	60'-0	A992	$22,229.73
1	W	44 x 335	60'-0	A992	$25,679.17
1	W	44 x 335	60'-0	A992	$25,679.17
1	W	44 x 335	60'-0	A992	$25,679.17
1	W	44 x 335	60'-0	A992	$25,679.17
1	W	44 x 335	60'-0	A992	$25,679.17
1	W	44 x 335	60'-0	A992	$25,679.17
1	W	44 x 335	60'-0	A992	$25,679.17
1	W	44 x 335	60'-0	A992	$25,679.17
1	W	44 x 335	60'-0	A992	$25,679.17
1	W	44 x 335	60'-0	A992	$25,679.17
1	W	40 x 593	30'-0	A992	$23,506.01
1	W	40 x 503	60'-0	A992	$40,694.21
1	W	40 x 503	60'-0	A992	$40,694.21
1	W	40 x 503	60'-0	A992	$40,694.21
1	W	40 x 503	60'-0	A992	$40,694.21
1	W	40 x 593	60'-0	A992	$47,975.48
1	W	40 x 593	60'-0	A992	$47,975.48
1	PL	3/8 x 96	20'-0	A572-50	$2,095.42
1	PL	3/8 x 96	20'-0	A572-50	$2,095.42
1	PL	3/8 x 96	20'-0	A572-50	$2,095.42
1	PL	3/8 x 96	20'-0	A572-50	$2,095.42
1	PL	3/8 x 96	20'-0	A572-50	$2,095.42
1	PL	3/8 x 96	20'-0	A572-50	$2,095.42
1	PL	3/8 x 96	20'-0	A572-50	$2,095.42
1	PL	3/8 x 96	20'-0	A572-50	$2,095.42
1	PL	3/8 x 96	20'-0	A572-50	$2,095.42
1	PL	3/8 x 96	20'-0	A572-50	$2,095.42
1	PL	3/8 x 96	20'-0	A572-50	$2,095.42
1	PL	3/8 x 96	20'-0	A572-50	$2,095.42
1	PL	3/8 x 96	20'-0	A572-50	$2,095.42
1	PL	3/8 x 96	20'-0	A572-50	$2,095.42
1	PL	3/8 x 96	20'-0	A572-50	$2,095.42
1	PL	3/8 x 96	20'-0	A572-50	$2,095.42
1	PL	3/8 x 96	20'-0	A572-50	$2,095.42
1	PL	3/8 x 96	20'-0	A572-50	$2,095.42
1	PL	3/8 x 96	20'-0	A572-50	$2,095.42
1	PL	3/8 x 96	20'-0	A572-50	$2,095.42
1	PL	3/8 x 96	20'-0	A572-50	$2,095.42
1	PL	3/8 x 96	20'-0	A572-50	$2,095.42
1	PL	3/8 x 96	20'-0	A572-50	$2,095.42
1	PL	3/8 x 96	20'-0	A572-50	$2,095.42
1	PL	3/8 x 96	20'-0	A572-50	$2,095.42
1	PL	3/8 x 96	20'-0	A572-50	$2,095.42
1	PL	3/8 x 96	20'-0	A572-50	$2,095.42
10	PL	3/8 x 96	20'-0	A572-50	$20,954.25
1	PL	3/8 x 96	20'-0	A572-50	$2,095.42
1	PL	3/8 x 96	20'-0	A572-50	$2,095.42
1	PL	3/8 x 96	20'-0	A572-50	$2,095.42
1	PL	3/8 x 96	20'-0	A572-50	$2,095.42
1	PL	3/8 x 96	20'-0	A572-50	$2,095.42
1	PL	1/2 x 48	8'-0	A572-50	$558.96
1	PL	1/2 x 48	8'-0	A572-50	$558.96
1	PL	1/2 x 48	8'-0	A572-50	$558.96
1	PL	1/2 x 48	8'-0	A572-50	$558.96
1	PL	1/2 x 96	20'-0	A572-50	$2,794.81
1	PL	1/2 x 96	20'-0	A572-50	$2,794.81
1	PL	1/2 x 96	20'-0	A572-50	$2,794.81
1	PL	5/8 x 48	8'-0	A572-50	$698.84
1	PL	5/8 x 48	8'-0	A572-50	$698.84
1	PL	5/8 x 48	8'-0	A572-50	$698.84
1	PL	5/8 x 48	8'-0	A572-50	$698.84
1	PL	5/8 x 48	8'-0	A572-50	$698.84
1	PL	5/8 x 96	20'-0	A572-50	$3,494.20
1	PL	5/8 x 96	20'-0	A572-50	$3,494.20
1	PL	3/4 x 48	8'-0	A572-50	$838.41
1	PL	3/4 x 48	8'-0	A572-50	$838.41
1	PL	3/4 x 48	8'-0	A572-50	$838.41
1	PL	3/4 x 48	8'-0	A572-50	$838.41
1	PL	3/4 x 48	8'-0	A572-50	$838.41
1	PL	3/4 x 48	8'-0	A572-50	$838.41
1	PL	3/4 x 96	20'-0	A572-50	$4,192.05
1	PL	3/4 x 96	20'-0	A572-50	$4,192.05
1	PL	3/4 x 96	20'-0	A572-50	$4,192.05
1	PL	1 x 48	8'-0	A572-50	$1,117.92
1	PL	1 x 48	8'-0	A572-50	$1,117.92
1	PL	1 x 48	8'-0	A572-50	$1,117.92
17	PL	5/16 x 96	20'-0	A572-50	$30,087.01
1	PL	5/16 x 96	20'-0	A572-50	$1,769.82
1	PL	5/16 x 96	20'-0	A572-50	$1,769.82
1	PL	5/16 x 96	20'-0	A572-50	$1,769.82
2	PL	5/16 x 96	20'-0	A572-50	$3,539.65
7	PL	5/16 x 96	20'-0	A572-50	$12,388.77
1	PL	5/16 x 96	20'-0	A572-50	$1,769.82
1	PL	5/16 x 96	20'-0	A572-50	$1,769.82
64	PL	5/16 x 96	20'-0	A572-50	$113,268.73
1	PL	5/16 x 96	20'-0	A572-50	$1,769.82
72	PL	5/16 x 96	20'-0	A572-50	$127,427.32
1	PL	5/16 x 96	20'-0	A572-50	$1,769.82

36	PL	1/8 x 96	20'-0	A572-50	$25,941.17
1	PL	1/8 x 96	20'-0	A572-50	$720.59
1	PL	3/16 x 48	8'-0	A572-50	$220.79
1	PL	1/4 x 96	20'-0	A572-50	$1,471.40
22	PL	1/4 x 96	20'-0	A572-50	$32,370.74
1	PL	1/4 x 96	20'-0	A572-50	$1,471.40
1	PL	7/8 x 48	8'-0	A572-50	$1,043.11
1	PL	7/8 x 48	8'-0	A572-50	$1,043.11
1	PL	7/8 x 48	8'-0	A572-50	$1,043.11
1	PL	7/8 x 48	8'-0	A572-50	$1,043.11
1	PL	1 1/8 x 48	8'-0	A572-50	$1,640.97
1	PL	1 1/8 x 48	8'-0	A572-50	$1,640.97
1	PL	1 1/8 x 48	8'-0	A572-50	$1,640.97
2	PL	1/4 x 60	10'-0	A786 FLOOR PLATE	$1,722.16
24	PL	1/4 x 60	10'-0	A786 FLOOR PLATE	$20,665.92
1	PL	1/4 x 60	10'-0	A786 FLOOR PLATE	$861.08
1	PL	1 1/4 x 96	20'-0	A572-50	$14,251.69
1	PL	1 1/4 x 96	20'-0	A572-50	$14,251.69
2	PL	1 1/2 x 48	8'-0	A572-50	$6,840.36
1	PL	1 1/2 x 48	8'-0	A572-50	$3,420.18
1	PL	1 5/8 x 6	3'-9	A572-50	$217.13
1	PL	1 3/8 x 24	2'-0	A572-50	$402.14
1	PL	1 3/8 x 24	2'-0	A572-50	$402.14
1	PL	1 3/4 x 19	1'-7	A572-50	$323.79
12	PL	3 x 14	10'-0	A572-50	$31,580.45
54	PL	3 x 14	10'-0	A572-50	$142,112.02
1	PL	1 7/8 x 21	1'-9	A572-50	$437.01
1	PL	1 7/8 x 23	2'-6	A572-50	$683.76
21	PL	2 x 25	2'-1	A572-50	$13,875.49
6	PL	2 x 56	10'-1	A572-50	$42,980.72
27	PL	2 x 56	10'-1	A572-50	$193,413.24
1	PL	2 1/8 x 34	5'-7	A572-50	$2,558.36
11	PL	2 3/4 x 26	2'-2	A572-50	$10,874.85
2	HSS	3 x 3 x 1/4	48'-0	A500B	$785.82
1	HSS	3 x 3 x 1/4	48'-0	A500B	$392.91
2	HSS	4 x 2 x 3/16	40'-0	A500B	$509.12
1	HSS	4 x 2 x 3/16	40'-0	A500B	$254.56
2	HSS	4 x 2 x 3/16	40'-0	A500B	$509.12
1	HSS	4 x 2 x 3/16	40'-0	A500B	$254.56
1	HSS	4 x 4 x 1/4	40'-0	A500B	$453.75
1	HSS	4 x 4 x 1/4	40'-0	A500B	$453.75
1	HSS	4 x 4 x 1/4	40'-0	A500B	$453.75
2	HSS	4 x 4 x 1/4	40'-0	A500B	$907.51
9	HSS	4 x 4 x 1/4	40'-0	A500B	$4,083.78
23	HSS	4 x 4 x 1/4	40'-0	A500B	$10,436.32
7	HSS	4 x 4 x 1/4	40'-0	A500B	$3,176.27
1	HSS	4 x 4 x 1/4	48'-0	A500B	$544.50
1	HSS	4 x 4 x 1/4	48'-0	A500B	$544.50
2	HSS	4 x 4 x 1/4	48'-0	A500B	$1,089.01
1	HSS	4 x 4 x 1/4	48'-0	A500B	$544.50
1	HSS	4 x 4 x 1/4	48'-0	A500B	$544.50
1	HSS	4 x 4 x 1/4	48'-0	A500B	$544.50
2	HSS	4 x 4 x 1/4	48'-0	A500B	$1,089.01
1	HSS	4 x 4 x 1/4	48'-0	A500B	$544.50
1	HSS	4 x 4 x 1/4	48'-0	A500B	$544.50
1	HSS	4 x 4 x 1/4	48'-0	A500B	$544.50
1	HSS	4 x 4 x 1/4	48'-0	A500B	$544.50
1	HSS	4 x 4 x 1/4	48'-0	A500B	$544.50
2	HSS	4 x 4 x 1/4	48'-0	A500B	$1,089.01
1	HSS	4 x 4 x 1/4	48'-0	A500B	$544.50
2	HSS	4 x 4 x 1/4	48'-0	A500B	$1,089.01
1	HSS	4 x 4 x 1/4	48'-0	A500B	$544.50
1	HSS	4 x 4 x 1/4	48'-0	A500B	$544.50
1	HSS	4 x 4 x 5/16	20'-0	A500B	$275.47
1	HSS	6 x 6 x 1/4	20'-0	A500B	$353.41
1	HSS	6 x 6 x 5/16	40'-0	A500B	$867.37
1	HSS	6 x 6 x 5/16	40'-0	A500B	$867.37
1	HSS	6 x 6 x 5/16	40'-0	A500B	$867.37
2	HSS	6 x 6 x 5/16	40'-0	A500B	$1,734.74
2	HSS	6 x 6 x 5/16	40'-0	A500B	$1,734.74
1	HSS	6 x 6 x 5/16	40'-0	A500B	$867.37
1	HSS	6 x 6 x 5/16	40'-0	A500B	$867.37
1	HSS	6 x 6 x 5/16	48'-0	A500B	$1,040.84
1	HSS	6 x 6 x 5/16	48'-0	A500B	$1,040.84
1	HSS	6 x 6 x 5/16	48'-0	A500B	$1,040.84
1	HSS	6 x 6 x 5/16	48'-0	A500B	$1,040.84
1	HSS	6 x 6 x 3/8	20'-0	A500B	$510.61
1	HSS	6 x 6 x 3/8	40'-0	A500B	$1,021.22
1	HSS	6 x 6 x 3/8	48'-0	A500B	$1,225.47
1	HSS	6 x 6 x 3/8	48'-0	A500B	$1,225.47
2	HSS	6 x 6 x 3/8	52'-0	A500B	$2,655.18
1	HSS	6 x 6 x 3/8	52'-0	A500B	$1,327.59
1	HSS	6 x 6 x 3/8	52'-0	A500B	$1,327.59
1	HSS	6 x 6 x 3/8	52'-0	A500B	$1,327.59
1	HSS	6 x 6 x 3/8	52'-0	A500B	$1,327.59
1	HSS	6 x 6 x 3/8	52'-0	A500B	$1,327.59
1	HSS	6 x 6 x 3/8	52'-0	A500B	$1,327.59
2	HSS	6 x 6 x 3/8	52'-0	A500B	$2,655.18
1	HSS	6 x 6 x 3/8	52'-0	A500B	$1,327.59
3	HSS	6 x 6 x 3/8	52'-0	A500B	$3,982.77
2	HSS	6 x 6 x 3/8	52'-0	A500B	$2,655.18
2	HSS	6 x 6 x 3/8	52'-0	A500B	$2,655.18
6	HSS	6 x 6 x 3/8	52'-0	A500B	$7,965.54
22	HSS	6 x 6 x 3/8	52'-0	A500B	$29,206.97
1	HSS	8 x 2 x 1/4	40'-0	A500B	$580.48
1	HSS	8 x 2 x 1/4	40'-0	A500B	$580.48
1	HSS	8 x 2 x 1/4	48'-0	A500B	$696.57
2	HSS	8 x 2 x 1/4	48'-0	A500B	$1,393.14
3	HSS	8 x 2 x 1/4	48'-0	A500B	$2,089.72
1	HSS	8 x 4 x 1/4	40'-0	A500B	$706.83
1	HSS	8 x 4 x 1/4	48'-0	A500B	$848.19
1	HSS	8 x 4 x 1/4	48'-0	A500B	$848.19
1	HSS	8 x 4 x 1/4	48'-0	A500B	$848.19
1	HSS	8 x 4 x 1/4	48'-0	A500B	$848.19
1	HSS	8 x 4 x 1/4	48'-0	A500B	$848.19
1	HSS	8 x 4 x 1/4	48'-0	A500B	$848.19
1	HSS	8 x 4 x 1/4	48'-0	A500B	$848.19
1	HSS	8 x 4 x 1/4	48'-0	A500B	$848.19
1	HSS	8 x 4 x 1/4	48'-0	A500B	$848.19
1	HSS	8 x 4 x 1/4	48'-0	A500B	$848.19
1	HSS	8 x 4 x 1/4	48'-0	A500B	$848.19
1	HSS	8 x 4 x 1/4	48'-0	A500B	$848.19
1	HSS	8 x 4 x 1/4	48'-0	A500B	$848.19
1	HSS	8 x 4 x 1/4	48'-0	A500B	$848.19
1	HSS	8 x 4 x 1/4	48'-0	A500B	$848.19
3	HSS	8 x 4 x 1/4	48'-0	A500B	$2,544.58
1	HSS	8 x 4 x 1/4	48'-0	A500B	$848.19
1	HSS	8 x 6 x 3/8	40'-0	A500B	$1,210.71
1	HSS	8 x 6 x 3/8	40'-0	A500B	$1,210.71
1	HSS	8 x 6 x 3/8	48'-0	A500B	$1,452.86
1	HSS	8 x 6 x 3/8	48'-0	A500B	$1,452.86
1	HSS	8 x 6 x 3/8	48'-0	A500B	$1,452.86
1	HSS	8 x 6 x 3/8	48'-0	A500B	$1,452.86
1	HSS	8 x 6 x 3/8	48'-0	A500B	$1,452.86
1	HSS	8 x 6 x 3/8	48'-0	A500B	$1,452.86
1	HSS	8 x 6 x 3/8	48'-0	A500B	$1,452.86
1	HSS	8 x 6 x 5/8	40'-0	A500B	$1,888.22
1	HSS	8 x 8 x 5/16	40'-0	A500B	$1,183.25
1	HSS	8 x 8 x 5/16	40'-0	A500B	$1,183.25
1	HSS	8 x 8 x 5/16	40'-0	A500B	$1,183.25
1	HSS	8 x 8 x 5/16	40'-0	A500B	$1,183.25
1	HSS	8 x 8 x 5/16	40'-0	A500B	$1,183.25
3	HSS	8 x 8 x 5/16	40'-0	A500B	$3,549.75
1	HSS	8 x 8 x 5/16	40'-0	A500B	$1,183.25
1	HSS	8 x 8 x 5/16	40'-0	A500B	$1,183.25
1	HSS	8 x 8 x 5/16	40'-0	A500B	$1,183.25
1	HSS	8 x 8 x 5/16	40'-0	A500B	$1,183.25
1	HSS	8 x 8 x 5/16	40'-0	A500B	$1,183.25
1	HSS	8 x 8 x 5/16	40'-0	A500B	$1,183.25
2	HSS	8 x 8 x 5/16	40'-0	A500B	$2,366.50
1	HSS	8 x 8 x 5/16	40'-0	A500B	$1,183.25
1	HSS	8 x 8 x 5/16	40'-0	A500B	$1,183.25
1	HSS	8 x 8 x 5/16	40'-0	A500B	$1,183.25
1	HSS	8 x 8 x 3/8	40'-0	A500B	$1,400.56
1	HSS	8 x 8 x 3/8	40'-0	A500B	$1,400.56
1	HSS	8 x 8 x 3/8	40'-0	A500B	$1,400.56
1	HSS	8 x 8 x 3/8	40'-0	A500B	$1,400.56
1	HSS	8 x 8 x 3/8	40'-0	A500B	$1,400.56
1	HSS	8 x 8 x 3/8	40'-0	A500B	$1,400.56

1	HSS	8 x 8 x 3/8	40'-0	A500B	$1,400.56
1	HSS	10 x 10 x 5/16	40'-0	A500B	$1,499.50
1	HSS	10 x 10 x 5/16	40'-0	A500B	$1,499.50
2	HSS	10 x 10 x 5/16	40'-0	A500B	$2,999.01
4	HSS	10 x 10 x 5/16	40'-0	A500B	$5,998.01
1	HSS	10 x 10 x 5/16	40'-0	A500B	$1,499.50
1	HSS	10 x 10 x 5/16	40'-0	A500B	$1,499.50
1	HSS	10 x 10 x 5/16	40'-0	A500B	$1,499.50
1	HSS	10 x 10 x 5/16	40'-0	A500B	$1,499.50
1	HSS	10 x 10 x 5/16	40'-0	A500B	$1,499.50
1	HSS	10 x 10 x 3/8	40'-0	A500B	$1,780.08
1	HSS	10 x 10 x 3/8	40'-0	A500B	$1,780.08
2	HSS	10 x 10 x 3/8	40'-0	A500B	$3,560.16
1	HSS	10 x 10 x 3/8	40'-0	A500B	$1,780.08
1	HSS	10 x 10 x 3/8	40'-0	A500B	$1,780.08
1	HSS	12 x 4 x 3/8	20'-0	A500B	$698.65
1	HSS	4 x 4 x 1/2	20'-0	A500B	$406.78
1	HSS	4 x 4 x 1/2	40'-0	A500B	$813.55
1	HSS	4 x 4 x 1/2	48'-0	A500B	$976.26
1	HSS	4 x 4 x 1/2	48'-0	A500B	$976.26
1	HSS	4 x 4 x 1/2	48'-0	A500B	$976.26
1	HSS	4 x 4 x 1/2	48'-0	A500B	$976.26
1	HSS	4 x 4 x 1/2	48'-0	A500B	$976.26
1	HSS	4 x 4 x 1/2	48'-0	A500B	$976.26
1	HSS	4 x 4 x 1/2	48'-0	A500B	$976.26
1	HSS	8 x 6 x 1/2	40'-0	A500B	$1,581.74
1	HSS	8 x 6 x 1/2	40'-0	A500B	$1,581.74
1	HSS	8 x 6 x 1/2	48'-0	A500B	$1,898.08
1	HSS	8 x 6 x 1/2	48'-0	A500B	$1,898.08
1	HSS	8 x 6 x 1/2	48'-0	A500B	$1,898.08
1	HSS	8 x 6 x 1/2	48'-0	A500B	$1,898.08
1	HSS	8 x 6 x 1/2	48'-0	A500B	$1,898.08
1	HSS	8 x 6 x 1/2	48'-0	A500B	$1,898.08
1	HSS	8 x 8 x 1/2	20'-0	A500B	$918.76
1	HSS	12 x 6 x 1/2	20'-0	A500B	$1,046.84
1	HSS	12 x 6 x 1/2	40'-0	A500B	$2,093.68
1	HSS	12 x 6 x 1/2	48'-0	A500B	$2,512.42
1	HSS	12 x 6 x 1/2	48'-0	A500B	$2,512.42
1	HSS	12 x 6 x 1/2	48'-0	A500B	$2,512.42
1	HSS	12 x 6 x 1/2	48'-0	A500B	$2,512.42
1	HSS	12 x 6 x 1/2	48'-0	A500B	$2,512.42
7	HSS	12 x 6 x 1/2	48'-0	A500B	$17,586.95
1	HSS	12 x 6 x 1/2	48'-0	A500B	$2,512.42
1	HSS	12 x 8 x 1/2	40'-0	A500B	$2,349.41
1	HSS	12 x 8 x 1/2	40'-0	A500B	$2,349.41
1	HSS	12 x 8 x 1/2	48'-0	A500B	$2,819.29
1	HSS	6 x 6 x 5/8	40'-0	A500B	$1,610.39
1	HSS	6 x 6 x 5/8	40'-0	A500B	$1,610.39
1	HSS	12 x 12 x 5/16	40'-0	A500B	$1,871.11
1	HSS	12 x 12 x 5/16	40'-0	A500B	$1,871.11
1	HSS	12 x 12 x 5/16	40'-0	A500B	$1,871.11
1	HSS	12 x 12 x 5/16	40'-0	A500B	$1,871.11
1	HSS	12 x 12 x 5/16	40'-0	A500B	$1,871.11
1	HSS	12 x 12 x 5/16	40'-0	A500B	$1,871.11
1	HSS	12 x 12 x 5/16	40'-0	A500B	$1,871.11
2	HSS	12 x 12 x 5/16	40'-0	A500B	$3,742.23
1	HSS	12 x 12 x 5/16	40'-0	A500B	$1,871.11
1	HSS	12 x 12 x 5/16	40'-0	A500B	$1,871.11
1	HSS	12 x 12 x 5/16	40'-0	A500B	$1,871.11
1	HSS	12 x 12 x 5/16	40'-0	A500B	$1,871.11
1	HSS	12 x 12 x 5/16	40'-0	A500B	$1,871.11
1	HSS	12 x 12 x 5/16	40'-0	A500B	$1,871.11
1	HSS	12 x 12 x 5/16	40'-0	A500B	$1,871.11
2	HSS	12 x 12 x 5/16	40'-0	A500B	$3,742.23
1	HSS	12 x 12 x 5/16	40'-0	A500B	$1,871.11
1	HSS	12 x 12 x 5/16	40'-0	A500B	$1,871.11
1	HSS	12 x 12 x 3/8	40'-0	A500B	$2,224.96
3	HSS	12 x 12 x 3/8	40'-0	A500B	$6,674.89
2	HSS	14 x 10 x 1/4	40'-0	A500B	$3,017.68
1	HSS	14 x 10 x 1/4	40'-0	A500B	$1,508.84
1	HSS	14 x 10 x 1/4	40'-0	A500B	$1,508.84
1	HSS	14 x 10 x 1/4	48'-0	A500B	$1,810.61
1	HSS	14 x 10 x 3/8	40'-0	A500B	$2,221.13
1	HSS	14 x 10 x 3/8	40'-0	A500B	$2,221.13
1	HSS	14 x 10 x 3/8	40'-0	A500B	$2,221.13
1	HSS	14 x 10 x 3/8	40'-0	A500B	$2,221.13
2	HSS	14 x 10 x 3/8	40'-0	A500B	$4,442.27
1	HSS	14 x 10 x 3/8	40'-0	A500B	$2,221.13
10	HSS	14 x 10 x 3/8	40'-0	A500B	$22,211.33
1	HSS	14 x 10 x 3/8	40'-0	A500B	$2,221.13
2	HSS	14 x 10 x 3/8	40'-0	A500B	$4,442.27
40	HSS	14 x 10 x 3/8	40'-0	A500B	$88,845.33
2	HSS	14 x 10 x 3/8	40'-0	A500B	$4,442.27
1	HSS	14 x 10 x 3/8	48'-0	A500B	$2,665.36
1	HSS	14 x 10 x 3/8	48'-0	A500B	$2,665.36
1	HSS	14 x 10 x 1/2	40'-0	A500B	$2,913.25
1	HSS	14 x 10 x 1/2	40'-0	A500B	$2,913.25
1	HSS	16 x 8 x 1/2	40'-0	A500B	$2,913.24
34	HSS	16 x 8 x 1/2	40'-0	A500B	$99,050.23
1	HSS	16 x 8 x 1/2	40'-0	A500B	$2,913.24
1	HSS	16 x 8 x 1/2	48'-0	A500B	$3,495.89
1	HSS	16 x 8 x 1/2	48'-0	A500B	$3,495.89
1	HSS	16 x 8 x 1/2	48'-0	A500B	$3,495.89
1	HSS	16 x 8 x 1/2	48'-0	A500B	$3,495.89
1	HSS	16 x 8 x 1/2	48'-0	A500B	$3,495.89
1	HSS	8 x 8 x 5/8	20'-0	A500B	$1,142.49
1	HSS	14 x 14 x 5/16	40'-0	A500B	$4,250.27
1	HSS	14 x 14 x 5/16	40'-0	A500B	$4,250.27
1	HSS	14 x 14 x 5/16	40'-0	A500B	$4,250.27
1	HSS	14 x 14 x 3/8	40'-0	A500B	$5,053.50
1	HSS	14 x 14 x 3/8	40'-0	A500B	$5,053.50
3	HSS	14 x 14 x 3/8	40'-0	A500B	$15,160.49
1	HSS	14 x 14 x 3/8	40'-0	A500B	$5,053.50
1	HSS	14 x 14 x 3/8	40'-0	A500B	$5,053.50
1	HSS	14 x 14 x 3/8	40'-0	A500B	$5,053.50
1	HSS	14 x 14 x 3/8	40'-0	A500B	$5,053.50
1	HSS	14 x 14 x 3/8	40'-0	A500B	$5,053.50
4	HSS	16 x 16 x 3/8	40'-0	A500B	$23,628.62
1	HSS	16 x 12 x 1/2	40'-0	A500B	$7,457.99
3	HSS	16 x 12 x 1/2	40'-0	A500B	$22,373.96
1	HSS	18 x 6 x 3/8	40'-0	A500B	$4,963.38
1	HSS	20 x 8 x 3/8	40'-0	A500B	$5,851.08
1	HSS	20 x 8 x 3/8	40'-0	A500B	$5,851.08
1	HSS	20 x 8 x 3/8	40'-0	A500B	$5,851.08
1	HSS	20 x 8 x 3/8	40'-0	A500B	$5,851.08
1	HSS	20 x 8 x 3/8	40'-0	A500B	$5,851.08
1	HSS	20 x 8 x 3/8	40'-0	A500B	$5,851.08
1	HSS	20 x 8 x 3/8	40'-0	A500B	$5,851.08
1	HSS	20 x 8 x 3/8	40'-0	A500B	$5,851.08
2	HSS	20 x 8 x 3/8	40'-0	A500B	$11,702.16
2	HSS	20 x 8 x 3/8	40'-0	A500B	$11,702.16
2	HSS	20 x 8 x 3/8	40'-0	A500B	$11,702.16
1	HSS	20 x 8 x 3/8	40'-0	A500B	$5,851.08
1	HSS	20 x 8 x 3/8	40'-0	A500B	$5,851.08
1	HSS	20 x 8 x 3/8	40'-0	A500B	$5,851.08
1	HSS	20 x 8 x 3/8	40'-0	A500B	$5,851.08
1	HSS	20 x 8 x 3/8	40'-0	A500B	$5,851.08
1	HSS	20 x 8 x 3/8	48'-0	A500B	$7,021.30
1	HSS	20 x 8 x 3/8	48'-0	A500B	$7,021.30
3	HSS	20 x 8 x 3/8	48'-0	A500B	$21,063.89
1	HSS	20 x 8 x 3/8	48'-0	A500B	$7,021.30
1	HSS	20 x 8 x 3/8	48'-0	A500B	$7,021.30
1	HSS	20 x 8 x 3/8	48'-0	A500B	$7,021.30
1	HSS	20 x 8 x 3/8	48'-0	A500B	$7,021.30
1	HSS	20 x 8 x 3/8	48'-0	A500B	$7,021.30
1	HSS	20 x 8 x 3/8	48'-0	A500B	$7,021.30
1	HSS	20 x 8 x 3/8	48'-0	A500B	$7,021.30
1	HSS	20 x 8 x 3/8	48'-0	A500B	$7,021.30
1	HSS	20 x 8 x 3/8	48'-0	A500B	$7,021.30
1	HSS	20 x 8 x 3/8	48'-0	A500B	$7,021.30
1	HSS	20 x 8 x 3/8	48'-0	A500B	$7,021.30
2	HSS	20 x 8 x 3/8	48'-0	A500B	$14,042.59
1	HSS	20 x 8 x 3/8	48'-0	A500B	$7,021.30
2	HSS	20 x 8 x 3/8	48'-0	A500B	$14,042.59
1	HSS	16 x 12 x 3/8	20'-0	A500B	$3,098.55
2	HSS	16 x 12 x 3/8	40'-0	A500B	$12,394.20
1	HSS	16 x 12 x 3/8	40'-0	A500B	$6,197.10
					$10,470,817.35

	Shop Labor	3154.23	$ 131.67	$ 415,317.64
	*Unload			
	*Handling Material			
	Logistics - Month	6	$ 20,000.00	$ 120,000.00
	Materials			$ 11,006,134.99
	Tax			$ 660,443.10
	Subtotal			$ 11,666,578.09
	Detailing - Main Member Modeling	5257.05	$ 90.00	$ 473,134.70
	Detailing - Secondary Steel & Misc. Items	2271.25	$ 150.00	$ 340,687.50
	Bracing & Engineering	5257.05	$ 40.00	$ 210,282.09
	DBE	2.5%		$ 312,010.01
	GCs:	-		$ 310,726.52
	Insurance:	1%		$ 133,134.19
	Markup:	15%		$ 2,016,982.96
	Total - ASD			$ 15,463,536.06

Narratives:

Shop Labor:	The shop at this stage is being calculated based on a % per Ton. We used an average of 0.6 Shop Hours per Ton. The Shop rate is a blended average between Operator, Machine, Equipment, and helper for the Unloading/Handling logistics.
Logistics - Month:	GMF expects to fully use the Rail Yard for this project. Additionally, from the Rail Yard, GMF also expects to use approx. 25% of the Drane Field Road (Plant) laydown to accommodate the project for a duration of 6 Months.
Tax:	6% Tax on overall value, including 7.5% in the first $5,000
Detailing:	See attached. The detailing was figured based on Tonnage, a range of $90-150/Ton, depending on the complexity of the structure. The $90/Ton rate was applied to Main members based on the expected Mill Order tonnage, and the $150/Ton was applied to all the Secondary/Misc. Steel based on current allowances for steel that is not yet shown on the
Bracing & Engineering:	GMF is in the process of obtaining a formal quote for the project for the Bracing Erection Engineering required. The initial feedback by the erection engineer is that the rate would be approx. $40/Ton.
GCs:	Expected GCs for this section of the project.
Insurance:	1% of values.
Markup:	15% on all direct costs.

Estimate

OVATION SERVICES LLC.

June 19, 2025

Project: **Airport Pricing**

Customer: **GMF**

Mr. Jacintho,

Thanks for the opportunity to provide ROM detailing an engineering for the Airport pricing we discussed. We ould estimate the following per ton rates for an Architectural structure in the 5000-7000 ton range:

Structural Steel- $90/tom
Secondary Steel/Connections- $150/ton.

Let me know when you have additional design information and we can work to finalize the pricing noted above.

Thanks,

OVATION SERVICES LLC

Ted Hulsman PE
Exec. V.P./ COO
+1 205 267 5955
+1 812 243 4966
thulsman@4ovation.com
www.4ovation.com
4411 Briarwood Drive, Copley, Ohio 44321

CERTIFIED NMSDC MBE 2021

GMP Supplement A General Conditions

The attached General Conditions and Staffing Budgets support a robust team for the foundation duration through the end of calendar year 2026, as outlined in the attached schedule and staff chart. This staffing plan ensures the successful execution of the Airside D Program, providing the necessary personnel to meet project demands. All project general conditions and general requirements for the time period of January 1st, 2027 through project completion are not included herein and will be included in forthcoming supplemental GMP submissions. No general conditions or general requirements for the Westside Checked Baggage Screening System / Centralized Checked Baggage Screening project are included in this submission. General conditions and general requirements for this scope of work will be included in forthcoming supplemental GMP submissions.

Additional general conditions are included to support field operations and the foundations contractor.

The General Conditions report is attached.

The highlighted months below were unused during the Enabling phase and have been removed from the General Conditions in this Supplemental A GMP.

***** Beige cells have been funded in the enabling GMP. Supplement A funding is shown in the blue cells. *****

							30% Design	Enabling Board Ap		Design Assist On E		60% Design - Fnds		ITB Board App	90% Design - Core	FND Board App	100% Design					Core & She											
Project:				2024										2025													2026						
Location:				AUG	SEP	OCT	NOV	DEC	JAN	FEB	MAR	APR	MAY	JUN	JUL	AUG	SEP	OCT	NOV	DEC	JAN	FEB	MAR	APR	MAY	JUN	JUL	AUG	SEP	OCT	NOV	DEC	
Date:				1	2	3	4	5	6	7	8	9	10	11	12	13	14	15	16	17	18	19	20	21	22	23	24	25	26	27	28	29	
Project Manager for Design Assist - Brad Meyer	Office	PM	1 - Core																							1	1	1	1	1	1	1	7
Project Manager for Construction - Andrew Erbrick	Office	PM	1 - Core																								1	1	1	1	1	1	6
Senior Estimator - 1 - Greg Cobb	Office	Estimating	1 - Core																								1	1	1	1	1	1	6
Accountant - 1 - Sandy Jonnatti (Beck)	Office	Accountant	1 - Core																								1	1	1	1	1	1	6
Accountant - 2 - Christine Jowdy (Beck)	Office	Accountant	1 - Core																								1	1	1	1	1	1	6
Project Administrator - 1 - General - Kate Burrows	Office	Admin	1 - Core																								1	1	1	1	1	1	6
Project Administrator - 2 - Badging Coordinator	Office	Admin	1 - Core													1	1	1	1	1	1	1	1	1	1	1	1	1	1	1	1	1	17
Senior Design Manager - Trevor Lamphier (Beck)	Office	Design	1 - Core																								0.1	0.1	0.1	0.1	0.1	0.1	0.6
Design Manager - 1 - Paul Martinez (Beck) - BHS	Office	Design	1 - Core																								1	1	1	1	1	1	6
Design Manager - 2 - Alex Thomas (Beck) - Shell/Finishes	Office	Design	1 - Core																								1	1	1	1	1	1	6
Design Manager - 3 - Ranses Galindo (Beck) - MEP	Office	Design	1 - Core															1	1	1	1	1	1	1	1	1	1	1	1	1	1	1	14
Document Control Engineer - 1 (Kahua Support)	Office	Doc Control	1 - Core													1	1	1	1	1	1	1	1	1	1	1	1	1	1	1	1	1	17
Document Control Engineer - 1 (Kahua Support)	Office	Doc Control	1 - Core													1	1	1	1	1	1	1	1	1	1	1	1	1	1	1	1	1	17
Document Control Engineer - 2 (Kahua Support)	Office	Doc Control	1 - Core													1	1	1	1	1	1	1	1	1	1	1	1	1	1	1	1	1	17
Document Control Engineer - 3 (ITB Support)	Office	Doc Control	1 - Core													1	1	1	1	1	1	1	1	1	1	1	1	1	1	1	1	1	17
DBE/ Outreach Coordinator - Ariel	Office	Admin	1 - Core													1	1	1	1	1	1	1	1	1	1	1	1	1	1	1	1	1	17
General Superintendent - Patrick Brackman	Field	GS	1 - Core																								1	1	1	1	1	1	6
Program Director - Drew Krizman	Office	OM	1 - Core																								1	1	1	1	1	1	6
Project Administrator - 3 - QC Support	Field	Admin	1 - Core																								1	1	1	1	1	1	6
QC Manager - 1 - Loren Morgan (CMTS)	Field	QCM	1 - Core																								1	1	1	1	1	1	6
QC Manager - 2 - Yuely Castillo	Field	QCM	1 - Core													1	1	1	1	1	1	1	1	1	1	1	1	1	1	1	1	1	17
Assistant QC Manager - Luis Villanueva	Field	QCM	1 - Core													1	1	1	1	1	1	1	1	1	1	1	1	1	1	1	1	1	17
Senior Safety Manager - Trevor Browning	Field	SM	1 - Core																								1	1	1	1	1	1	6
Safety Engineer - 1	Field	SE	1 - Core																													1	1
Safety Engineer - 2	Field	SE	1 - Core																								1	1	1	1	1	1	6
Project Administrator - 4 - Safety Support	Field	Admin	1 - Core																								1	1	1	1	1	1	6
Scheduler - Alex Melgoizowski (F&F)	Office	Sched	1 - Core																								1	1	1	1	1	1	6
Senior VDC Manager - Alejandro Ituriagga (Beck)	Office	VDCM	1 - Core																								0.1	0.1	0.1	0.1	0.1	0.1	0.6
VDC Manager - Wade Nolan (Beck)	Office	VDCM	1 - Core																								1	1	1	1	1	1	6
LEED Coordinator - 1	Office	OE	1 - Core																								1	1	1	1	1	1	6
Senior Project Superintendent - Kevin Curry	Field	PS	1 - Core																								1	1	1	1	1	1	6
Low Voltage/Special Systems Integrator	Field	AS	1 - Core																								1	1	1	1	1	1	6
MEP Systems Integrator	Field	AS	1 - Core																								1	1	1	1	1	1	6
Intern (HP) - Summer 2026, 2027, 2028	Intern	Intern	1 - Intern																								1						1
Intern (HP) - Summer 2026, 2027, 2028	Intern	Intern	1 - Intern																								1						1
Intern (HP) - Summer 2026, 2027, 2028	Intern	Intern	1 - Intern																								1						1
Intern (HP) - Summer 2026, 2027, 2028	Intern	Intern	1 - Intern																								1						1
Intern (HP) - Summer 2026, 2027	Intern	Intern	1 - Intern																								1						1
Intern (HP) - Summer 2026, 2027	Intern	Intern	1 - Intern																								1						1
Intern (HP) - Summer 2025	Intern	Intern	1 - Intern																														0
Intern (HP) - Summer 2025	Intern	Intern	1 - Intern																														0
Area Superintendent - ITB	Field	AS	1 - ITB - ALL																								1	1	1	1	1	1	6
Project Engineer - 5 - ITB	Office	PE	1 - ITB - ALL																								1	1	1	1	1	1	6
Project Superintendent - 1	Field	PS	2 - Enabling																														0
Area Superintendent - 1	Field	AS	2 - Enabling																														0
Project Engineer - 1	Office	PE	2 - Enabling																														0
Field Engineer - 1	Field	FE	2 - Enabling																														0
Project Manager - 1	Office	PM	2 - Enabling																														0
QC Lead - 1	Field	QCE	2 - Enabling																														0
Office Engineer - 1	Office	OE	2 - Enabling																														0
Field Engineer - 2	Field	FE	2 - Enabling																														0
Office Engineer - 2	Office	OE	2 - Enabling																														0
Safety Engineer - 1	Field	SE	3 - Foundations																								1	1	1	1	1		5
Area Superintendent - 1	Field	AS	3 - Foundations														1	1	1	1							1	1	1	1	1	1	10
Project Superintendent - 1	Field	PS	3 - Foundations																								1	1	1	1			4
Field Engineer - 1	Field	FE	3 - Foundations																								1	1	1	1	1	1	6
Project Manager - 1	Office	PM	3 - Foundations																								1	1	1	1	1		5
QC Lead - 1	Field	QCE	3 - Foundations																								1	1	1	1	1		5
QC Lead - 2	Field	QCE	3 - Foundations																								1	1	1	1	1	1	6
Project Engineer - 2	Office	PE	3 - Foundations													1	1	1	1	1							1	1	1	1	1	1	11

***** Beige cells have been funded in the enabling GMP. Supplement A funding is shown in the blue cells. *****

Project:																																					
							30% Design	Enabling Board Ap		Design Assist On E		60% Design - Fnds		ITB Board App	90% Design - Core	FND Board App	100% Design				Core & Shell Board															
Location:				2024					2025											2026																
Date:				AUG	SEP	OCT	NOV	DEC	JAN	FEB	MAR	APR	MAY	JUN	JUL	AUG	SEP	OCT	NOV	DEC	JAN	FEB	MAR	APR	MAY	JUN	JUL	AUG	SEP	OCT	NOV	DEC	
				1	2	3	4	5	6	7	8	9	10	11	12	13	14	15	16	17	18	19	20	21	22	23	24	25	26	27	28	29	
Area Superintendent - 2	Field	AS	3 - Foundations																								1	1	1	1	1		5
Field Engineer - 2	Field	FE	3 - Foundations																								1	1	1	1			4
Field Engineer - 3	Field	FE	3 - Foundations													1	1										1	1	1	1	1	1	8
Field Engineer - TBD	Field	FE	3 - Foundations													1	1	1	1	1	1	1	1	1	1	1	1	1	1	1	1	1	17
Field Engineer - TBD	Field	FE	3 - Foundations													1	1	1	1	1	1	1	1	1	1	1	1	1	1	1	1	1	17
Office Engineer - 2	Office	OE	3 - Foundations																								1	1	1				3
Office Engineer - 3	Office	OE	3 - Foundations																								1	1	1	1	1	1	6
Project Superintendent - 1	Field	PS	4 - ASD Civil/ Finishes																												1	1	2
Project Manager - 1	Office	PM	4 - ASD Civil/ Finishes																												1	1	2
Area Superintendent - 11	Field	AS	4 - ASD Civil/Truck/GSE																								1	1	1	1	1	1	6
Area Superintendent - 12	Field	AS	4 - ASD Civil/Truck/GSE																								1	1	1	1	1	1	6
Project Estimator - 1 - Michael August (F&F)	Office	Estimating	4 - ASD Civil/Truck/GSE																								1	1	1	1	1	1	6
Field Engineer - 16	Field	FE	4 - ASD Civil/Truck/GSE																								1	1	1	1	1	1	6
Field Engineer - 17	Field	FE	4 - ASD Civil/Truck/GSE																								1	1	1	1	1	1	6
Field Engineer - 18	Field	FE	4 - ASD Civil/Truck/GSE																								1	1	1	1	1	1	6
Field Engineer - 19	Field	FE	4 - ASD Civil/Truck/GSE																								1	1	1	1	1	1	6
Office Engineer - 14	Office	OE	4 - ASD Civil/Truck/GSE																								1	1	1	1	1	1	6
Office Engineer - 15	Office	OE	4 - ASD Civil/Truck/GSE																								1	1	1	1	1	1	6
QC Lead - 7	Field	QCE	4 - ASD Civil/Truck/GSE																								1	1	1	1	1	1	6
Project Engineer - 8	Office	PE	4 - ASD Civil/Truck/GSE																								1	1	1	1	1	1	6
Project Engineer - 1	Office	PE	5 - ASD Structure / Skin																								1	1	1	1	1	1	6
Office Engineer - 1	Office	OE	5 - ASD Structure / Skin																								1	1	1	1	1	1	6
Field Engineer - 10	Field	FE	5 - ASD Structure / Skin																								1	1	1	1	1	1	6
Field Engineer - 11	Field	FE	5 - ASD Structure / Skin																								1	1	1	1	1	1	6
Area Superintendent - 7	Field	AS	5 - ASD Structure / Skin																								1	1	1	1	1	1	6
VDC Engineer - 2 - TBD (Beck)	Office	VDCE	5 - ASD Structure / Skin																								1	1	1	1	1	1	6
Project Superintendent - 3 - TBD (Beck)	Field	PS	5 - ASD Structure / Skin																								1	1	1	1	1	1	6
Project Manager - 4	Office	PM	5 - ASD Structure / Skin																								1	1	1	1	1	1	6
Project Engineer - 6	Office	PE	5 - ASD Structure / Skin																								1	1	1	1	1	1	6
Area Superintendent - 8	Field	AS	5 - ASD Structure / Skin																								1	1	1	1	1	1	6
Area Superintendent - 9	Field	AS	5 - ASD Structure / Skin																								1	1	1	1	1	1	6
Field Engineer - 3	Field	FE	5 - ASD Structure / Skin																														0
Field Engineer - 7	Field	FE	5 - ASD Structure / Skin																								1	1	1	1	1	1	6
Field Engineer - 8	Field	FE	5 - ASD Structure / Skin																								1	1	1	1	1	1	6
Field Engineer - 9	Field	FE	5 - ASD Structure / Skin																								1	1	1	1	1	1	6
Office Engineer - 7	Office	OE	5 - ASD Structure / Skin																								1	1	1	1	1	1	6
Office Engineer - 8	Office	OE	5 - ASD Structure / Skin																								1	1	1	1	1	1	6
Office Engineer - 9	Office	OE	5 - ASD Structure / Skin																								1	1	1	1	1	1	6
QC Lead - 1	Field	QCE	6 - ASD MEP																										1	1	1	1	4
Field Engineer - 12	Field	FE	6 - ASD MEP																								1	1	1	1	1	1	6
Field Engineer - 13	Field	FE	6 - ASD MEP																								1	1	1	1	1	1	6
Office Engineer - 11	Office	OE	6 - ASD MEP																								1	1	1	1	1	1	6
Field Engineer - 14	Field	FE	6 - ASD MEP																								1	1	1	1	1	1	6
Office Engineer - 12	Office	OE	6 - ASD MEP																								1	1	1	1	1	1	6
Office Engineer - 13 - TBD (Beck)	Office	OE	6 - ASD MEP																								1	1	1	1	1	1	6
QC Lead - 5	Field	QCE	6 - ASD MEP																								1	1	1	1	1	1	6
QC Lead - 6	Field	QCE	6 - ASD MEP																								1	1	1	1	1	1	6
Project Estimator - 2	Office	Estimating	6 - ASD MEP																								1	1	1	1	1	1	6
VDC Engineer - Avery Thompson	Office	VDCE	6 - ASD MEP																								1	1	1	1	1	1	6
Project Engineer - 7	Office	PE	6 - ASD MEP																								1	1	1	1	1	1	6
Area Superintendent -10 - TBD (Beck)	Field	AS	6 - ASD MEP																								1	1	1	1	1	1	6
Project Manager - 2	Office	PM	6 - ASD MEP - ORAT																								1	1	1	1	1	1	6
Project Superintendent - 4	Field	PS	6 - ASD MEP & ORAT																								1	1	1	1	1	1	6
Field Engineer - 1	Field	FE	7 - ASD Baggage																														0
Area Superintendent - 2	Field	AS	7 - ASD Baggage																													1	1
Area Superintendent - 6	Field	AS	7 - ASD Baggage																												1	1	2
Project Engineer - 4	Office	PE	7 - ASD Baggage																								1	1	1	1	1	1	6
Field Engineer - 2	Field	FE	7 - ASD Baggage																												1	1	2
Office Engineer - 6	Office	OE	7 - ASD Baggage																								1	1	1	1	1	1	6
Area Superintendent - 1	Field	AS	8 - ASD Finishes																														0
Field Engineer - 10	Field	FE	8 - ASD Finishes																														0
Area Superintendent - 13 - TBD (Beck)	Field	AS	8 - ASD Finishes																										1	1	1	1	4
Project Engineer - 10	Office	PE	8 - ASD Finishes																								1	1	1	1	1	1	6

***** Beige cells have been funded in the enabling GMP. Supplement A funding is shown in the blue cells. *****

							30% Design	Enabling Board Ap		Design Assist On E		60% Design - Fnds		ITB Board App	90% Design - Core	FND Board App	100% Design					Core & Shell Boarc										
Project:				2024					2025												2026												
Location:				AUG	SEP	OCT	NOV	DEC	JAN	FEB	MAR	APR	MAY	JUN	JUL	AUG	SEP	OCT	NOV	DEC	JAN	FEB	MAR	APR	MAY	JUN	JUL	AUG	SEP	OCT	NOV	DEC	
Date:				1	2	3	4	5	6	7	8	9	10	11	12	13	14	15	16	17	18	19	20	21	22	23	24	25	26	27	28	29	
Office Engineer - 10	Office	OE	8 - ASD Finishes																								1	1	1	1	1	1	6
Field Engineer - 11	Field	FE	8 - ASD Finishes																														0
Area Superintendent - 14	Field	AS	8 - ASD Finishes																												1	1	2
Field Engineer - 20	Field	FE	8 - ASD Finishes																										1	1	1	1	4
Office Engineer - 16	Office	OE	8 - ASD Finishes																			🟧	🟧	🟧	🟧	🟧	1	1	1	1	1	1	6
Office Engineer - 17	Office	OE	8 - ASD Finishes																					🟧	🟧	🟧	1	1	1	1	1	1	6
Office Engineer - 2	Office	OE	8 - ASD Finishes																											1	1	1	3
Field Engineer - 21	Field	FE	8 - ASD Finishes																										1	1	1	1	4
Field Engineer - 22	Field	FE	8 - ASD Finishes																												1	1	2
Field Engineer - 23	Field	FE	8 - ASD Finishes																												1	1	2
Project Estimator - 3	Office	Estimating	8 - ASD Finishes																				🟧	🟧	🟧	🟧	1	1	1	1	1	1	6
QC Lead - 8	Field	QCE	8 - ASD Finishes																							🟧	1	1	1	1	1	1	6
Project Engineer - 9 - TBD (Beck)	Office	PE	8 - ASD Finishes																			🟧	🟧	🟧	🟧	🟧	1	1	1	1	1	1	6
Safety Engineer - 1	Field	SE	9 - Airlines & Main Term																														0
Office Engineer - 1	Office	OE	9 - Airlines & Main Term																														0
Office Engineer - 12	Office	OE	9 - Airlines & Main Term																														0
Project Superintendent - 3 - TBD (Beck)	Field	PS	9 - Airlines & Main Term																														0
Project Engineer - 6	Office	PE	9 - Airlines & Main Term																														0
Area Superintendent - 8	Field	AS	9 - Airlines & Main Term																														0
Field Engineer - 7	Field	FE	9 - Airlines & Main Term																														0
Field Engineer - 8	Field	FE	9 - Airlines & Main Term																														0
QC Lead - 9	Field	QCE	9 - Airlines & Main Term																														0
Project Manager - 4	Office	PM	9 - Airlines & Main Term																														0
																																	0
																																	0
																																	0
				0	0	0	0	0	0	0	0	0	0	0	0	12	13	12	13	13	11	11	11	11	11	12	104	98.2	102	102	107	105	749.2

HENSEL PHELPS
Plan. Build. Manage.

Supplement A General Conditions / General Requirements

Selfwork Duration:
Job Size: 597,998 sf
Client: Hillsborough County Airport Authority
Architect: HNTB

L = Lump Sum R = Rate A = Allowance
F = Full Job Duration S = Supp A Incrimental Funding
C = Duration in Staff Chart

Project: TPA Airside D - Supplement A
Estimate: Working - GCs - TIA Airside D Sup A to 2026 Funding
Estimator: James Cobb
Report Date: 7/25/2025 9:27 AM

Sort Sequence:

GC's Sort/Phase/Items	Quantity	L/V/A	Duration	WH/Unit	Unit/WH	Labor Hours	$ / Hour	Labor Unit Cost	Labor Amount	Material Unit Cost	Material Amount	Subcontract Unit Cost	Subcontract Amount	Equipment Unit Cost	Equipment Amount	Total Unit Cost	Total Amount
Items						**867,143**	**16.81**		**14,578,462**		**307,524**		**5,017,138**		**752,430**		**20,655,554**
GC - General Conditions Item						**272,648**	**53.38**		**14,553,202**		**164,726**		**367,170**		**266,027**		**15,351,124**
01-10-10.00 - Supervision and Administration						**124,104**	**117.27**		**14,553,202**								**14,553,202**
Add Adjustment for Partner Participation	185. mnth	R	C	173.330	0.01	32,066	175.4	30,402.	5,624,370							30,402.	5,624,370
Delete Adjustment for HPCC Bare Wages	(185.) mnth	R	C	173.330	0.01	(32,066)	85.28	14,781.	(2,734,485)							14,781.	(2,734,485)
Program Director	4. mnth	R	C	173.330	0.01	693	177.98	30,848.44	123,394							30,848.44	123,394
General Superintendent	4. mnth	R	C	173.330	0.01	693	167.78	29,081.86	116,327							29,081.86	116,327
Project Manager for Construction	4. mnth	R	C	173.330	0.01	693	155.21	26,902.48	107,610							26,902.48	107,610
Project Manager for Design Assist	1. mnth	R	C	173.330	0.01	173	155.21	26,902.48	26,902							26,902.48	26,902
Project Manager	19. mnth	R	C	173.330	0.01	3,293	155.21	26,902.48	511,147							26,902.48	511,147
Project Superintendent	18. mnth	R	C	173.330	0.01	3,120	128.68	22,303.97	401,471							22,303.97	401,471
Senior Project Superintendent	4. mnth	R	C	173.330	0.01	693	128.68	22,303.97	89,216							22,303.97	89,216
Area Superintendent	66. mnth	R	C	173.330	0.01	11,440	106.53	18,464.36	1,218,648							18,464.36	1,218,648
Low Voltage / Special Systems Integrator	6. mnth	R	C	173.330	0.01	1,040	106.53	18,464.36	110,786							18,464.36	110,786
MEP Systems Integrator	mnth	R	C														0
Project Engineer	59. mnth	R	C	173.330	0.01	10,226	88.44	15,329.58	904,445							15,329.58	904,445
Scheduler	4. mnth	R	C	173.330	0.01	693	113.42	19,659.5	78,638							19,659.5	78,638
Safety Admin	6. mnth	R	C	173.330	0.01	1,040	45.99	7,971.24	47,827							7,971.24	47,827
Safety Engineer	12. mnth	R	C	173.330	0.01	2,080	82.72	14,338.13	172,058							14,338.13	172,058
Safety Manager (Sr.)	6. mnth	R	C	173.330	0.01	1,040	116.76	20,238.15	121,429							20,238.15	121,429
CQC Admin	6. mnth	R	C	173.330	0.01	1,040	45.99	7,971.24	47,827							7,971.24	47,827
CQC Lead	39. mnth	R	C	173.330	0.01	6,760	125.28	21,714.51	846,866							21,714.51	846,866
CQC Manager	40. mnth	R	C	173.330	0.01	6,933	147.66	25,593.77	1,023,751							25,593.77	1,023,751
Senior VDC Manager	mnth	R	C														0
VDC Engineer	12. mnth	R	C	173.330	0.01	2,080	117.49	20,364.33	244,372							20,364.33	244,372
VDC Manager	4. mnth	R	C	173.330	0.01	693	142.77	24,746.53	98,986							24,746.53	98,986
Document Control Manager (ITB Support)	17. mnth	R	C	173.330	0.01	2,947	72.45	12,557.13	213,471							12,557.13	213,471
Document Control Manager (Kahua Support)	51. mnth	R	C	173.330	0.01	8,840	72.45	12,557.13	640,414							12,557.13	640,414
LEED Coordinator	6. mnth	R	C	173.330	0.01	1,040	72.45	12,557.13	75,343							12,557.13	75,343
Office Engineer	90. mnth	R	C	173.330	0.01	15,600	72.45	12,557.13	1,130,142							12,557.13	1,130,142
Design Manager	22. mnth	R	C	173.330	0.01	3,813	162.92	28,238.23	621,241							28,238.23	621,241
Senior Design Manager	mnth	R	C														0
Field Engineer	52. mnth	R	C	173.330	0.01	9,013	71.14	12,330.	641,160							12,330.	641,160
Field Engineer	86. mnth	R	C	173.330	0.01	14,906	71.14	12,330.	1,060,380							12,330.	1,060,380
Project Estimator	12. mnth	R	C	173.330	0.01	2,080	122.4	21,215.18	254,582							21,215.18	254,582
Senior Estimator	12. mnth	R	C	173.330	0.01	2,080	122.4	21,215.18	254,582							21,215.18	254,582
Admin / Secretary	23. mnth	R	C	173.330	0.01	3,987	45.99	7,971.24	183,339							7,971.24	183,339
DBE Coordinator	17. mnth	R	C	173.330	0.01	2,947	45.99	7,971.24	135,511							7,971.24	135,511
Job Site Accountant	8. mnth	R	C	173.330	0.01	1,387	92.74	16,074.07	128,593							16,074.07	128,593
Intern	6. mnth	R	C	173.330	0.01	1,040	31.6	5,476.4	32,858							5,476.4	32,858
01-10-20.00 - Misc Supervision and Administration													**130,750**		**37,088**		**167,838**
^^ Field Engineers' Equipment	138. MNTH	L	S											268.75	37,088	268.75	37,088
District Personnel Travel	20. TRIP	L	S									350.	7,000			350.	7,000
Jobsite Travel	150. TRIP	L	S									625.	93,750			625.	93,750
Seminar Travel - Education Non-compensable	TRIP																0
Intern Housing	6. MNTH	L	S									5,000.	30,000			5,000.	30,000
01-10-30.00 - Plans and Printing													**35,000**				**35,000**
Project Plans / Printing	20. set	L	S									500.	10,000			500.	10,000
Laser Scanning - BIM Budget	1. ls	L	S									25,000.	25,000			25,000.	25,000
Staff Training - w/OHP	info																0
01-10-40.00 - Safety and First Aid						**129,824**					**40,259**						**40,259**
Safety Equipment - Craft w/ craft wages	info																0
Safety Equipment - Salaried	749. mo	L	S	173.330	0.01	129,824				53.75	40,259					53.75	40,259

HENSEL PHELPS
Plan. Build. Manage.

Supplement A General Conditions / General Requirements

Selfwork Duration:
Job Size: 597,998 sf
Client: Hillsborough County Airport Authority
Architect: HNTB

L = Lump Sum R = Rate A = Allowance
F = Full Job Duration S = Supp A Incrimental Funding
C = Duration in Staff Chart

Project: TPA Airside D - Supplement A
Estimate: Working - GCs - TIA Airside D Sup A to 2026 Funding
Estimator: James Cobb
Report Date: 7/25/2025 9:27 AM

01-10-50.00 - Temporary Facilities						**6,240**					**95,442**		**36,420**		**1,254**		**133,116**
Aerial Photos	6.	ea	L	S								200.	1,200			200.	1,200
Professional Photos	6.	ea	L	S								800.	4,800			800.	4,800
Misc Jobsite Signs	1.	ls	L	S						26,875.	26,875					26,875.	26,875
Office Supplies & Equipment	6.	mo	L	S	173.330	0.01	1,040			3,359.38	20,156					3,359.38	20,156
Field Tablets w/ case (FE, QC, AS, ++)	10.	EACH	L	S						1,290.	12,900					1,290.	12,900
Jobsite VDC / BIM Computer	1.	LSUM	L	S						32,250.	32,250					32,250.	32,250
Internet Monthly Charges (Main Trailer & Baggage)	6.	mo	L	S	173.330	0.01	1,040					2,600.	15,600			2,600.	15,600
Cellular Phone Monthly Charges - W/ Rates		mo															0
Cellular Phone Purchases - W/ Rates		ea															0
Postage & Shipping	6.	mo	L	S	173.330	0.01	1,040					250.	1,500			250.	1,500
Trailer Equipment Insurance ($3,000,000 Value)	6.	mo	L	S	173.330	0.01	1,040					2,220.	13,320			2,220.	13,320
Temp. Water Usage Cost - w/ Allowance		info															0
Temp. Power Cost - On-Site Trailers	6.	mo	L	S	173.330	0.01	1,040			465.83	2,795			179.17	1,075	645.	3,870
Temp. Power Cost - Trailer Complex - w/ HCAA		info															0
Temp. Water Cost - On-Site Trailers	6.	mo	L	S	173.330	0.01	1,040			77.64	466			29.86	179	107.5	645
01-10-70.00 - Inspection and Quality Control						**1,040**							**165,000**				**165,000**
Building Envelope Installation Verifications	1.	LSUM	L	S								75,000.	75,000			75,000.	75,000
Building Envelope Material Reviews	1.	LSUM	L	S								45,000.	45,000			45,000.	45,000
QC Program Supplies	6.	mo	L	S	173.330	0.01	1,040					5,000.	30,000			5,000.	30,000
Safety/QC BBQ	1.	ea	L	S								15,000.	15,000			15,000.	15,000
01-10-90.00 - Equipment and Transportation						**11,440**					**29,025**				**227,685**		**256,710**
Field Trucks - HP (9 each)	54.	mo	L	S	173.330	0.01	9,360			537.5	29,025			1,290.	69,660	1,827.5	98,685
Misc.Power Equip.	6.	mo	L	S	173.330	0.01	1,040							5,375.	32,250	5,375.	32,250
Small Tools	1.	LS	L	S										96,750.	96,750	96,750.	96,750
Repairs & Maintenance	6.	mo	L	S	173.330	0.01	1,040							4,837.5	29,025	4,837.5	29,025
GR - General Requirements Item						**594,495**	**0.04**		**25,260**		**142,798**		**4,649,968**		**486,404**		**5,304,430**
01-10-20.00 - Misc Supervision and Administration													**100,000**				**100,000**
Professional Surveyor - Building Primary Control	1.	ls	L	S								100,000.	100,000			100,000.	100,000
01-10-40.00 - Safety and First Aid											**6,165**		**8,333**		**12,542**		**27,040**
First Aid Kits (Trucks)	21.	ea	L	S						37.62	790					37.62	790
First Aid Supplies	5.	ea	L	S						1,075.	5,375					1,075.	5,375
CARES Program	1.	ea	L	S								8,333.36	8,333	12,541.64	12,542	20,875.	20,875
Backrails & Toeboards w/ COW		info															0
Remove Toeboards & Backrails w/ COW		info															0
Contaminated Material HSP - w/ Allowance		info															0
Install Steel Safety Cable - w/ Steel		info															0
Remove Steel Safety Cable w/ COW		info															0
Horiz Opening Protection w/ COW		info															0
01-10-50.00 - Temporary Facilities						**571,122**	**0.**		**300**		**33,540**		**4,045,065**		**77,510**		**4,156,415**
Office Trailer Complex & Development - w/ Enabling Subcontract		info															0
On-Site Trailer Holding Tank - Forward Operating Base	6.	mo	L	S	173.330	0.01	1,040					1,100.	6,600			1,100.	6,600
Temp. Toilets - Includes 2 Pumps/Wk	1,940.	mo	L	S	173.330	0.01	336,260					225.	436,500			225.	436,500
Wash Stations	1,265.	mo	L	S	173.330	0.01	219,262					185.	234,025			185.	234,025
Office Trailer Furniture Repairs & Maintenance	1.	ls	L	S								50,000.	50,000			50,000.	50,000
Bulletin Boards	2.	ea	L	S				150.	300			3,000.	6,000			3,150.	6,300
Kitchen Consumables	6.	ls	L	S						5,590.	33,540					5,590.	33,540
Jobsite Plotter - Copies /Maintenance	6.	mo	L	S	173.330	0.01	1,040							268.75	1,613	268.75	1,613
Jobsite Plotter - Purchase		ls	L	S													0
Jobsite Printer - C3530i (HP Trailer Type 3)	6.	mo			173.330	0.01	1,040							693.38	4,160	693.38	4,160
Jobsite Printer - C3530i (HP Trailer Type 4)	6.	mo	L	S	173.330	0.01	1,040							693.38	4,160	693.38	4,160
Jobsite Printer - C3530i (HP Trailer Type 5)	6.	mo	L	S	173.330	0.01	1,040							693.38	4,160	693.38	4,160
Jobsite Printer - C7565i (HCAA OFOI)		mo															0
Jobsite Printer - C7565i (HP Office Field Trailer)	6.	mo	L	S	173.330	0.01	1,040							693.38	4,160	693.38	4,160
Jobsite Printer - Copies /Maintenance (HCAA OFOI)		mo															0
Jobsite Printer - Copies /Maintenance (HP Office Field Trailer)	6.	mo	L	S	173.330	0.01	1,040							462.25	2,774	462.25	2,774
Jobsite Printer - Copies /Maintenance (HP Trailer Type 3)	6.	mo	L	S	173.330	0.01	1,040							231.13	1,387	231.13	1,387

Supplement A General Conditions / General Requirements

Selfwork Duration:
Job Size: 597,998 sf
Client: Hillsborough County Airport Authority
Architect: HNTB

L = Lump Sum R = Rate A = Allowance
F = Full Job Duration S = Supp A Incrimental Funding
C = Duration in Staff Chart

Project: TPA Airside D - Supplement A
Estimate: Working - GCs - TIA Airside D Sup A to 2026 Funding
Estimator: James Cobb
Report Date: 7/25/2025 9:27 AM

Jobsite Printer - Copies /Maintenance (HP Trailer Type 4)	6.	mo	L	S	173.330	0.01	1,040					231.13	1,387	231.13	1,387
Jobsite Printer - Copies /Maintenance (HP Trailer Type 5)	6.	mo	L	S	173.330	0.01	1,040					231.13	1,387	231.13	1,387
Laser Scanner	6.	mo	L	S	173.330	0.01	1,040					4,140.9	24,845	4,140.9	24,845
Total Station	6.	mo	L	S	173.330	0.01	1,040					3,450.75	20,705	3,450.75	20,705
Drinking Water for Trailers (Culligan Water & Ice Combo 5 Trailers)	6.	mo	L	S	173.330	0.01	1,040					1,128.75	6,773	1,128.75	6,773
Ice Machine	6.	mo	L	S	173.330	0.01	1,040			250.	1,500			250.	1,500
Ice service	6.	mo	L	S	173.330	0.01	1,040			450.	2,700			450.	2,700
Employee Break Area Picnic tables (purchase) - w/ Enabling Subcontract		ea													0
Employee Break Area Picnic tables (relocate) - w/ Enabling Subcontract		mh													0
Employee Break Area Tent (monthly maintenance) - w/ Enabling Subcontract		mo													0
Employee Break Area Tent (purchase) - w/ Enabling Subcontract		ea													0
Employee Break Area Tent (relocate) - w/ Enabling Subcontract		ea													0
Employee Parking Area 1 - 3" Asphalt (1500 Cars)	60,245.	sy	L	F						38.	2,289,310			38.	2,289,310
Employee Parking Area 1 - 8" Crushed Concrete Base w/ Geogrid (1500 Cars)	60,245.	sy	L	F						14.	843,430			14.	843,430
Employee Parking Area 1 - Design & Engineering	1.	lsum	L	F						50,000.	50,000			50,000.	50,000
Employee Parking Area 1 - Striping & Wheel Stops	1.	lsum	L	F						85,000.	85,000			85,000.	85,000
Plastic Jersey Barriers Pick Up/ Drop Off/ Relocate freight w/ Enabling Subcontract		info													0
Plastic Jersey Barriers Pick Up/ Drop Off/ Relocate labor w/ Enabling Subcontract		info													0
30' wide slide gate - Chain Link - w/ Fencing		info													0
30' wide swing gate - Chain Line - w/ Fencing		info													0
Temp concrete barrier with chain link above & remove - w/ Enabling Subcontract		info													0
CCTV Wireless (2 years) - w/ Enabling Subcontract		info													0
Chain link Fence - w/ Enabling Subcontract		info													0
Craft ID / Project Badging System Upgrade & Additional Supplies - ASD	1.	ls	L	S						40,000.	40,000			40,000.	40,000
Electrical for remote guard booths - w/ Enabling Subcontract		info													0
Guard Booth for craft parking access - w/ Enabling Subcontract		info													0
Red AOA Fence (with lights and 3-wire) - w/ Enabling Subcontract		info													0
Security Guard (2 guards + 1 vehicle) - w/ Enabling Subcontract		info													0
Security Guard for craft parking access (2 guards) - w/ Enabling Subcontract		info													0
Temporary Fencing Maintenance - w/ Enabling Subcontract		info													0
Temp. Water Service - w/ Enabling Subcontract		info													0
Temp. Utilities To Office Trailer - w/ Enabling Subcontract		info													0
01-10-60.00 - Building Services and Clean Up							**18,026**		**8,708**		**398,570**				**407,278**
Clean-Up Crew Materials, Trash Cans, etc. - w/ Enabling Subcontract		info													0
Composite Clean-Up Crew (4 ea / 3 years) - w/ Enabling Subcontract		info													0
Water, cups, ice for clean up crew - Non-Peak	6.	mnth	L	S	173.330	0.01	1,040			2,500.	15,000			2,500.	15,000
Water, cups, ice for clean up crew - Peak	6.	mnth	L	S	173.330	0.01	1,040			7,500.	45,000			7,500.	45,000
Dumpster Dump Fees (includes recycling premium)	150.	ea	L	S						625.	93,750			625.	93,750
Dumpster Rental	12.	mo	L	S	173.330	0.01	2,080			1,000.	12,000			1,000.	12,000
Trash Chutes set up and dismantle	4.	ea	L	S						5,800.	23,200			5,800.	23,200
Trash Chutes	80.	mo	L	S	173.330	0.01	13,866			2,600.	208,000			2,600.	208,000
10 Gallon Recycling Containers for office workstations - w/ Enabling Subcontract		info													0
50 Gallon Recycling Rolling Containers for trailers - w/ Enabling Subcontract		info													0
Const. Site Trash Cans (55 Gallon Rubbermaid, Heavy Duty) - w/ wheels - w/ Enabling Subcontract		info													0
Const. Site Trash Cans (55 Gallon Rubbermaid, Heavy Duty) - w/o wheels - w/ Enabling Subcontract		info													0
Trash Rolling carts (Rubbermaid hvy. duty 1/2 CY, 1400lbs) - w/ Enabling Subcontract		info													0

HENSEL PHELPS
Plan. Build. Manage.

Supplement A General Conditions / General Requirements

Selfwork Duration:
Job Size: 597,998 sf
Client: Hillsborough County Airport Authority
Architect: HNTB

L = Lump Sum R = Rate A = Allowance
F = Full Job Duration S = Supp A Incrimental Funding
C = Duration in Staff Chart

Project: TPA Airside D - Supplement A
Estimate: Working - GCs - TIA Airside D Sup A to 2026 Funding
Estimator: James Cobb
Report Date: 7/25/2025 9:27 AM

Trailer/Office Janitorial Services - w/ Enabling Subcontract		info																0
Final Clean-Up Estimate -Bldg - (With Future Supplement)		sf																0
Final Clean-Up Estimate - Site - (With Future Supplement)		ac																0
SWPPP Inspections and Maintenance	6.	MNTH	L	S							1,451.25	8,708					1,451.25	8,708
SWPPP Online Reporting	6.	MNTH	L	S									270.	1,620			270.	1,620
SWPPP Tracking Pads - (With Future Supplement)		EACH																0
01-10-80.00 - Temp. Heat and Protection																		**0**
Building Temp HVAC - (With Future Supplement)		LS																0
01-10-90.00 - Equipment and Transportation							**5,347**	**4.67**		**24,960**		**94,385**		**98,000**		**396,352**		**613,698**
Buckhoist (1 double drum buckhoist) - (With Future Supplement)		mo																0
Buckhoist electrical connection allowance	1.	ea	A	F									35,000.	35,000			35,000.	35,000
Buckhoist erect and dismantle - (With Future Supplement)		ea																0
Buckhoist extension platforms - (With Future Supplement)		ea																0
Buckhoist foundation/pads	1.	ea	L	F									28,000.	28,000			28,000.	28,000
Buckhoist Platforms - Ground Level - (With Future Supplement)		ea																0
Exterior Skin Scaffold w/ trades		info																0
Interior Scaffold / Dancefloor (open to above spaces) - (With Future Supplement)		sf																0
Stair Towers - (With Future Supplement)		ea																0
Structural repairs after buckhoist removal - (With Future Supplement)		ea																0
Wheel Walsh Station & Matts - (With Future Supplement)		ea																0
Extra cost for running 2 extra hours a day - (With Future Supplement)		hrs																0
Hoist Freight In/Out (Mob) - (With Future Supplement)		ls																0
Hoist Operator (1 Cage) - (With Future Supplement)		mnth																0
12K Telehandler Forklift - w/ Enabling Subcontract		info																0
6K 36' Telehandler Forklift - (Through 2026)	6.	mnth	L	S	173.330	0.01	1,040	24.	4,160.	24,960	3,440.	20,640			4,246.25	25,478	11,846.25	71,078
Deliver / Pickup Forklift - w/ Enabling Subcontract		info																0
Deliver / Pickup Forklift	1.	ls	L	S											2,150.	2,150	2,150.	2,150
Site U - Crane Pads (Oak Mats) (With Trades)		info																0
Site U - Crane Roads - Use existing apron		info																0
Site U - Laydown (Prep & Aggregate) - Use existing apron		info																0
Dust Control Equipment Maintenance - (Through 2026)	6.	mo	L	S	173.330	0.01	1,040				268.75	1,613			1,343.75	8,063	1,612.5	9,675
Dust Control Equipment Operator (30 mo.X 40/week) - (Through 2026)	240.	mh	L	S	1.000	1.	240				7.17	1,720			35.83	8,600	43.	10,320
Fence Lighting & GSE Lighting - (Add to Enabling Fencing)	1.	allow	L	S									35,000.	35,000			35,000.	35,000
General Exploratory Excavating - (Through 2026)	75.	day	L	S	8.000	0.13	600				537.5	40,313			2,687.5	201,563	3,225.	241,875
Street Sweeper (inc. Fuel) - (End of Enabling Through 2026)	6.	mo	L	S	173.330	0.01	1,040				2,687.5	16,125			13,437.5	80,625	16,125.	96,750
Temp Irrigation - (Through 2026)	2.	mo	L	S	173.330	0.01	347				2,150.	4,300			10,750.	21,500	12,900.	25,800
Water Truck (Incl. Fuel) - (End of Enabling Through 2026)	6.	mo	L	S	173.330	0.01	1,040				1,612.5	9,675			8,062.5	48,375	9,675.	58,050
Subtotal	**599,084**	**sf**			**0.691**	**0.69**	**867,143**	**16.81**	**24.33**	**14,578,462**	**0.51**	**307,524**	**8.37**	**5,017,138**	**1.26**	**752,430**	**34.54**	**20,655,554**
ESTIMATE TOTAL	**599,084**	**sf**															**34.48**	**20,655,554**

^^ Field Engineers' Equipment - Enabling funding for FE equipment was for the full duration of the man-months included. FE Equipment correlates to included months only

Items listed as L =Lump Sum are for budgeting purposes only and shall be billed using actual costs plus mark-up's and indirects

General Conditions - $15,351,124
General Requirements - $5,304,430

See the following Participation Summary for anticipated participation for the DBE program. Further details on selected subcontractors will be provided in the Subcontractor Recommendation Letters that will be submitted for each trade. Letters of Intent for sub-tier vendors will be provided in the future as appropriate and in accordance with Tampa Airport's DBE Program.

DBE Participation Summary

	Trade	Total Value	DBE Value	%
	Description			
	Enabling GMP	$ 91,066,666	$ 15,280,180	**17%**
Design Assist	Ground Improvements	$ 5,308,982	$ 673,585	**13%**
	Subtier 1 - Reviewing Additional Options with Subcontractor			**0%**
	GPR - ATI			**0%**
	BIM Modeling - Unitec / Vivid			**0%**
	Surveying - On-Point			**0%**
	QA/QC - Arehna			**0%**
	Trucking - Iconic			**0%**
	Fuel - Vivid			**0%**
Bid Package	Foundations Concrete	$ 10,968,568	$ 1,974,342	**18%**
	Subtier 1 - To be submitted with Award Recommendation		$ -	**0%**
Design Assist	GMF			
	Subtier 1 - To be submitted with Award Recommendation	$ 15,463,536	$ 14,594,285	**94%**
Design Assist	APG			
	Subtier 1 - To be submitted with Award Recommendation	$ 14,575,450	$ 3,415,456	**23%**
Design Assist	BCH			
	Subtier 1 - To be submitted with Award Recommendation	$ 8,391,024	$ 6,367,934	**76%**
Design Assist	MC Dean			
	Subtier 1 - To be submitted with Award Recommendation	$ 2,091,880	$ 460,214	**22%**
	Hensel Phelps			
	General Conditions / General Requirements	$ 20,655,554	$ 825,000	**4%**
	Totals Supplement A GMP:	$ 103,329,020	$ 28,310,816	27.4%

Notwithstanding the information stated above, Hensel Phelps is committed to achieving a project total goal of 12.8% DBE participation on Construction Services for the overall program.

Schedule

HP Project ID No. : 8023226

HCAA Package No. : 8500 23

Airside D - Tampa International Airport

	ID	Name	OD	Start	Finish	TF
1	Airside D - Tampa International Airport		624d	10-Apr-25 A	7-Oct-27	574d
2	TAMPA AIRSIDE D TERMINAL		624d	10-Apr-25 A	7-Oct-27	574d
3	ASD - PRECONSTRUCTION PHASE		52d	8-May-25 A	7-Aug-25	228d
4	HCAA Board Approvals		52d	8-May-25 A	7-Aug-25	228d
5	HA-BA-50	Part 2 Supplemental A - Agreement Found. Pkg. 8.7.2025 - HCAA Board Approval	0d		7-Aug-25	15d
6	HCAA Board Award of Part 2 Supplement A - Ground Improvements & Foundations Package		52d	8-May-25 A	7-Aug-25	228d
7	HA-2A-10	Bid Packaging - Ground Impr. & Found. Pckg	4d	8-May-25 A	13-May-25 A	
8	HA-2A-20	Bidding Period - Ground Impr. & Found. Pckg	11d	14-May-25 A	11-Jun-25 A	
9	HA-2A-70	GMP Pkg. Assembly - Ground Impr. & Found. Pckg	5d	5-Jun-25 A	11-Jun-25 A	
10	HA-2A-80	Draft for Comment to HCAA Complete - Ground Impr. & Found. Pckg	0d		11-Jun-25 A	
11	HA-2A-90	Negotiate / Address Comments w/ HCAA - Ground Impr. & Found. Pckg	15d	12-Jun-25 A	2-Jul-25	15d
12	HA-2A-130	Bid Addendum 6.12.2025 Foundations - Ground Impr. & Found. Pckg	15d	12-Jun-25 A	2-Jul-25	26d
13	HA-2A-100	Approval (5 Weeks Prior to Board Mtg. on 8.7.2025) - Ground Impr. & Found. Pckg	0d		2-Jul-25	15d
14	HA-2A-30	Contracting Period - Ground Impr. & Found. Pckg	15d	3-Jul-25	24-Jul-25	26d
15	HA-2A-110	Major Equipment (Chillers, Switchgear, etc.) - Ground Impr. & Found. Pckg	0d		7-Aug-25	227d
16	Part 2 Supplement A - Ground Improvements Trade Partner Purchasing		14d	3-Jul-25	23-Jul-25	26d
17	HA-2A-50	Purchase Interview Ground Improvements Contractor - Ground Impr. Trade Partner…	5d	3-Jul-25	10-Jul-25	35d
18	HA-2A-150	Purchase Interview - APG - Deep UG Electric & Long Lead 7/9/25	1d	9-Jul-25	9-Jul-25	36d
19	HA-2A-140	Purchase Interview - GMF - Anchor Bolts & Structural Steel Mill Order 7/9/25	1d	9-Jul-25	9-Jul-25	36d
20	HA-2A-160	Purchase Interview - MC Dean - Deep UG LV 7/10/25	1d	10-Jul-25	10-Jul-25	35d
21	HA-2A-180	Purchase Interview - Menard DIP/LTP Ground Improvement 7/11/25	1d	11-Jul-25	11-Jul-25	34d
22	HA-2A-170	Purchase Interview - BCH - Deep UG Plumbing & HVAC Long Lead 7/11/25	1d	11-Jul-25	11-Jul-25	34d
23	HA-2A-190	Purchase Interview - Liberty/Baker - Concrete 7/23/25	1d	23-Jul-25	23-Jul-25	26d
24	ASD / MAIN TERMINAL PERMITTING		131d	10-Apr-25 A	30-Oct-25	11d
25	Early Foundations Permit		131d	10-Apr-25 A	30-Oct-25	11d
26	ASDEF-PER-10	Docs. Complete - Early Found. Permit	0d		10-Apr-25 A	
27	ASDEF-PER-20	Prepare Docs. / HCAA Review / Page Turn - Early Found. Permit	10d	11-Apr-25 A	24-Apr-25 A	
28	ASDEF-PER-30	Submit Foundation Docs. to COT - Early Found. Permit	1d	3-Jul-25	3-Jul-25	11d
29	ASDEF-PER-40	COT Initial Subm. Review - Early Found. Permit	29d	7-Jul-25	14-Aug-25	11d
30	ASDEF-PER-50	COT Initial Subm. Review Comments Received - Early Found. Permit	1d	15-Aug-25	15-Aug-25	11d
31	ASDEF-PER-60	Design Team Respond to Initial Comments - Early Found. Permit	9d	18-Aug-25	28-Aug-25	11d
32	ASDEF-PER-70	Submit Foundation Revision # 1 to COT - Early Found. Permit	1d	29-Aug-25	29-Aug-25	11d
33	ASDEF-PER-80	COT Revision #1 Review - Early Found. Permit	20d	2-Sep-25	29-Sep-25	11d
34	ASDEF-PER-90	COT Revision #1 Review Comments Received - Early Found. Permit	1d	30-Sep-25	30-Sep-25	11d
35	ASDEF-PER-100	Design Team Responds to Revision #1 Comments - Early Found. Permit	10d	1-Oct-25	14-Oct-25	11d
36	ASDEF-PER-110	Submit Foundation Revision #2 to COT - Early Found. Permit	1d	15-Oct-25	15-Oct-25	11d
37	ASDEF-PER-120	COT Review #2 - Early Found. Permit	10d	16-Oct-25	29-Oct-25	11d
38	ASDEF-PER-130	Anticipated Foundation Permit Approval by COT - Early Found. Permit	1d	30-Oct-25	30-Oct-25	11d
39	ASD - PROCUREMENT PHASE		578d	23-Jun-25 A	7-Oct-27	574d
40	Contractor Furnished & Install (CFCI)		578d	23-Jun-25 A	7-Oct-27	574d

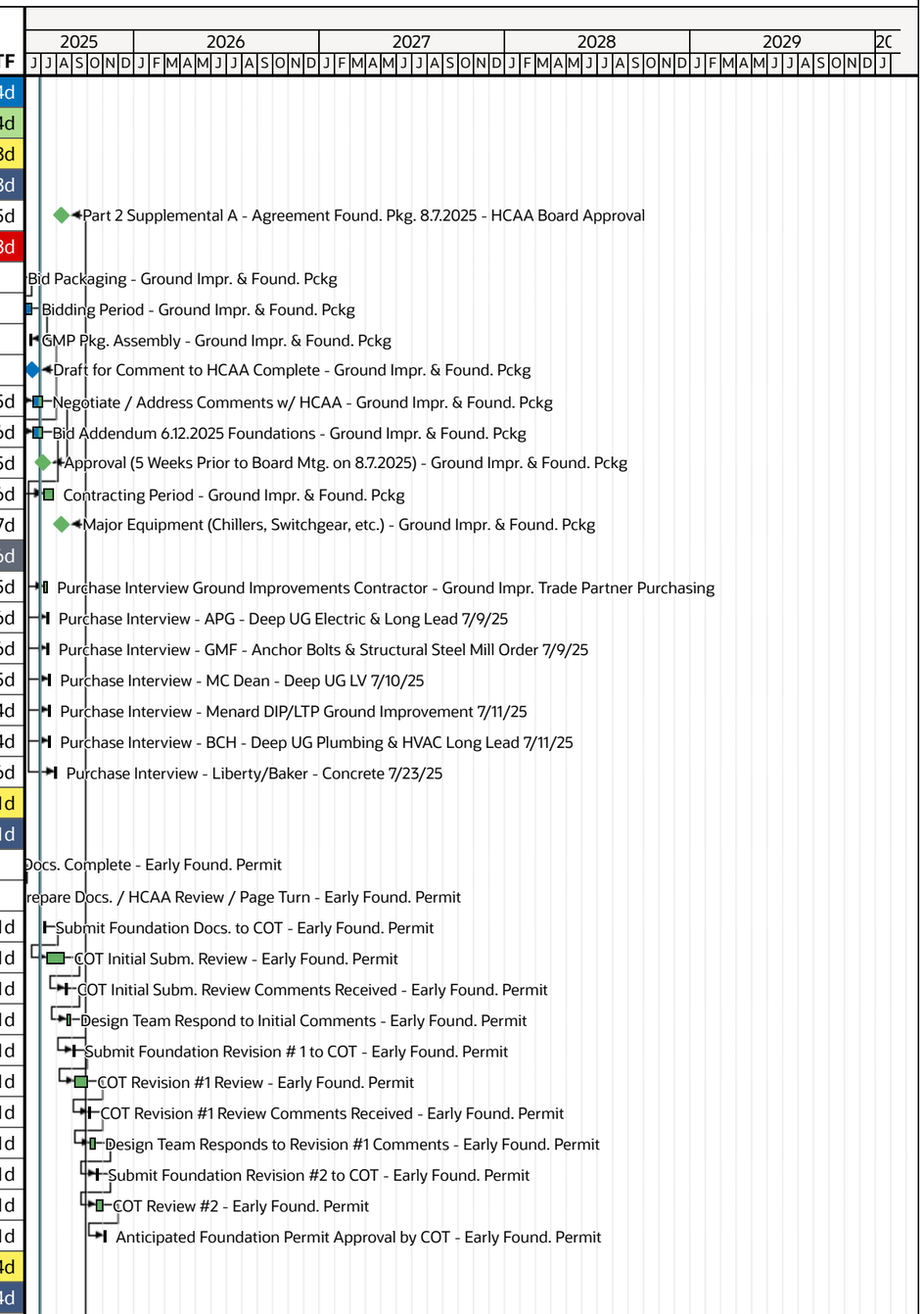

Project Start:
Data Date: 25-Jun-25
Planned Finish: 11-Jan-30
Date Printed: 28-Jul-25 09:57 a.m.
Printed By: Alex Melguizovski

Current
Progress
Critical
Milestones
Summary

Airside D - Tampa International Airport

ASD Development Program

Supp A Schedule

Date	Revision	Checked	Approved

HENSEL PHELPS
Plan. Build. Manage.

HP Project ID No. : 8023226

HCAA Package No. : 8500 23

Airside D - Tampa International Airport

	ID	Name	OD	Start	Finish	TF
41	Part 2 Supplement A - DIP / LTP, Foundations Package & Long Lead		578d	23-Jun-25 A	7-Oct-27	574d
42	DIP / LTP Test Pile Program Materials		41d	23-Jun-25 A	28-Jul-25	3d
43	PR-P2-1A-70	Prep & Submit Test Pile Program - Part 2 Supp. A DIP / LTP, Foundations Package ...	15d	23-Jun-25 A	1-Jul-25	2d
44	PR-P2-1A-150	Approve Test Pile Program - Part 2 Supp. A DIP / LTP, Foundations Package & Lon...	15d	2-Jul-25	23-Jul-25	2d
45	PR-P2-1A-280	Fab & Ship Test Pile Program Materials - Part 2 Supp. A DIP / LTP, Foundations Pac...	5d	24-Jul-25	28-Jul-25	3d
46	PR-P2-1A-390	Deliver Test Pile Program Materials - Part 2 Supp. A DIP / LTP, Foundations Packag...	0d		28-Jul-25	3d
47	DIP / LTP Test Pile Results		20d	26-Aug-25	23-Sep-25	3d
48	PR-P2-1A-20	Prep & Submit DIP / LTP Test Pile Results - Part 2 Supp. A DIP / LTP, Foundations P...	10d	26-Aug-25	9-Sep-25	3d
49	PR-P2-1A-140	Approve DIP / LTP Test Pile Results - Part 2 Supp. A DIP / LTP, Foundations Packag...	10d	10-Sep-25	23-Sep-25	3d
50	DIP / LTP Production Design		35d	10-Sep-25	28-Oct-25	8d
51	PR-P2-1A-800	Prep & Submit DIP / LTP Production Design Submittals - Part 2 Supp. A DIP / LTP, ...	20d	10-Sep-25	7-Oct-25	8d
52	PR-P2-1A-810	Approve DIP / LTP Production Design Submittals - Part 2 Supp. A DIP / LTP, Found...	15d	8-Oct-25	28-Oct-25	8d
53	DIP / LTP Production Piles		30d	24-Sep-25	4-Nov-25	3d
54	PR-P2-1A-860	Fab & Ship DIP / LTP Production Piles - Part 2 Supp. A DIP / LTP, Foundations Pack...	30d	24-Sep-25	4-Nov-25	3d
55	PR-P2-1A-870	Delivery of DIP / LTP Production Piles - Part 2 Supp. A DIP / LTP, Foundations Pack...	0d		4-Nov-25	5d
56	DIP / LTP Production Shoes & Caps		30d	24-Sep-25	4-Nov-25	3d
57	PR-P2-1A-900	Fab & Ship DIP / LTP Production Shoes & Caps - Part 2 Supp. A DIP / LTP, Foundati...	30d	24-Sep-25	4-Nov-25	3d
58	PR-P2-1A-910	Delivery of DIP / LTP Production Shoes & Caps - Part 2 Supp. A DIP / LTP, Foundati...	0d		4-Nov-25	5d
59	DIP / LTP Production Grout		25d	10-Sep-25	14-Oct-25	23d
60	PR-P2-1A-920	Prep & Submit DIP / LTP Production Grout Submittals - Part 2 Supp. A DIP / LTP, F...	10d	10-Sep-25	23-Sep-25	23d
61	PR-P2-1A-930	Approve DIP / LTP Production Grout Submittals - Part 2 Supp. A DIP / LTP, Founda...	15d	24-Sep-25	14-Oct-25	23d
62	Foundations		123d	8-Aug-25	2-Feb-26	1,003d
63	PR-P2-1A-10	Prep & Submit Found. Concrete Mix Designs Submittals - Part 2 Supp. A Ground Im...	20d	8-Aug-25	5-Sep-25	169d
64	PR-P2-1A-220	Approve Found. Concrete Mix Designs Submittals - Part 2 Supp. A Ground Impr. & ...	15d	8-Sep-25	26-Sep-25	169d
65	Rebar Spread Foundations		55d	22-Aug-25	7-Nov-25	119d
66	PR-P2-1A-80	Prep & Submit Rebar Spread Found. Submittals - Part 2 Supp. A	20d	22-Aug-25	19-Sep-25	118d
67	PR-P2-1A-160	Approve Rebar Spread Found. Submittals - Part 2 Supp. A	15d	22-Sep-25	10-Oct-25	118d
68	PR-P2-1A-290	Fab & Ship Rebar Spread Found. - Part 2 Supp. A	20d	13-Oct-25	7-Nov-25	118d
69	PR-P2-1A-430	Delivery of Rebar Spread Found. Complete - Part 2 Supp. A	0d		7-Nov-25	168d
70	Rebar Grade Beams & Stem Walls		63d	22-Aug-25	19-Nov-25	111d
71	PR-P2-1A-90	Prep & Submit Rebar Grade Beams Submittals - Part 2 Supp. A	20d	22-Aug-25	19-Sep-25	110d
72	PR-P2-1A-170	Approve Rebar Grade Beams Submittals - Part 2 Supp. A	15d	22-Sep-25	10-Oct-25	110d
73	PR-P2-1A-410	Fab & Ship Rebar Grade Beams - Part 2 Supp. A	40d	11-Oct-25	19-Nov-25	156d
74	PR-P2-1A-420	Delivery of Rebar Grade Beams Complete - Part 2 Supp. A	0d		19-Nov-25	156d
75	Embeds & Anchor Bolts		113d	22-Aug-25	2-Feb-26	1,003d
76	Embeds & Anchor Bolts Package 1		61d	22-Aug-25	17-Nov-25	113d
77	PR-P2-1A-500	Prep & Submit Anchor Bolts Setting Plan PK1 - Part 2 Supp. A	23d	22-Aug-25	24-Sep-25	113d
78	PR-P2-1A-510	Approve Anchor Bolt Setting Plan PK1 - Part 2 Supp. A	15d	25-Sep-25	15-Oct-25	113d
79	PR-P2-1A-740	GMF Scrub Comments & Issue FFU PK1 - Part 2 Supp. A	5d	16-Oct-25	22-Oct-25	113d
80	PR-P2-1A-520	Fab & Ship Anchor Bolts PK1 - Part 2 Supp. A	22d	23-Oct-25	13-Nov-25	160d

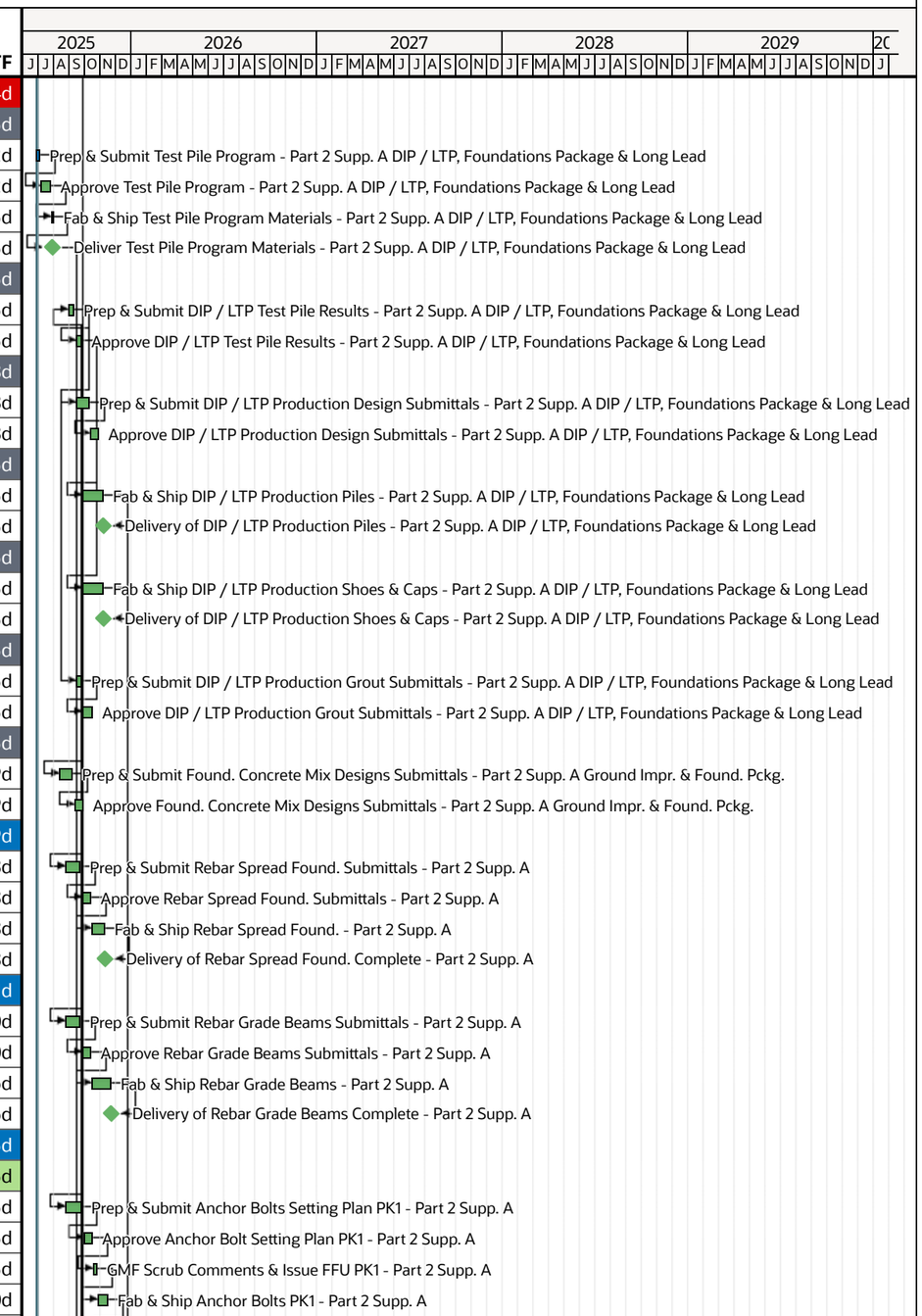

Project Start:
Data Date: 25-Jun-25
Planned Finish: 11-Jan-30
Date Printed: 28-Jul-25 09:57 a.m.
Printed By: Alex Melguizovski

Current
Progress
Critical
Milestones
Summary

Airside D - Tampa International Airport

ASD Development Program

Supp A Schedule

Date	Revision	Checked	Approved

HENSEL PHELPS
Plan. Build. Manage.

HP Project ID No. : 8023226

HCAA Package No. : 8500 23

Airside D - Tampa International Airport

	ID	Name	OD	Start	Finish	TF
81	PR-P2-1A-530	Deliver Anchor Bolts PK1 - Part 2 Supp. A	2d	14-Nov-25	17-Nov-25	112d
82	Embeds & Anchor Bolts Package 2		75d	22-Aug-25	8-Dec-25	1,041d
83	PR-P2-1A-540	Prep & Submit Anchor Bolts Setting Plan - Part 2 Supp. A	30d	22-Aug-25	3-Oct-25	1,038d
84	PR-P2-1A-550	Approve Anchor Bolt Setting Plan - Part 2 Supp. A	15d	6-Oct-25	24-Oct-25	1,038d
85	PR-P2-1A-750	GMF Scrub Comments & Issue FFU PK1 - Part 2 Supp. A	5d	27-Oct-25	31-Oct-25	1,038d
86	PR-P2-1A-560	Fab & Ship Anchor Bolts - Part 2 Supp. A	32d	1-Nov-25	4-Dec-25	1,461d
87	PR-P2-1A-570	Deliver Anchor Bolts - Part 2 Supp. A	2d	5-Dec-25	8-Dec-25	1,038d
88	Embeds & Anchor Bolts Package 3		85d	22-Aug-25	22-Dec-25	1,031d
89	PR-P2-1A-580	Prep & Submit Anchor Bolts Setting Plan - Part 2 Supp. A	43d	22-Aug-25	22-Oct-25	1,028d
90	PR-P2-1A-590	Approve Anchor Bolt Setting Plan - Part 2 Supp. A	15d	23-Oct-25	12-Nov-25	1,028d
91	PR-P2-1A-760	GMF Scrub Comments & Issue FFU PK1 - Part 2 Supp. A	5d	13-Nov-25	19-Nov-25	1,028d
92	PR-P2-1A-600	Fab & Ship Anchor Bolts - Part 2 Supp. A	27d	20-Nov-25	18-Dec-25	1,447d
93	PR-P2-1A-610	Deliver Anchor Bolts - Part 2 Supp. A	2d	19-Dec-25	22-Dec-25	1,028d
94	Embeds & Anchor Bolts Package 4		93d	22-Aug-25	5-Jan-26	1,023d
95	PR-P2-1A-620	Prep & Submit Anchor Bolts Setting Plan - Part 2 Supp. A	50d	22-Aug-25	31-Oct-25	1,020d
96	PR-P2-1A-630	Approve Anchor Bolt Setting Plan - Part 2 Supp. A	15d	3-Nov-25	21-Nov-25	1,020d
97	PR-P2-1A-780	GMF Scrub Comments & Issue FFU PK1 - Part 2 Supp. A	5d	24-Nov-25	2-Dec-25	1,020d
98	PR-P2-1A-640	Fab & Ship Anchor Bolts - Part 2 Supp. A	28d	3-Dec-25	31-Dec-25	1,435d
99	PR-P2-1A-650	Deliver Anchor Bolts - Part 2 Supp. A	2d	2-Jan-26	5-Jan-26	1,020d
100	Embeds & Anchor Bolts Package 5		103d	22-Aug-25	19-Jan-26	1,013d
101	PR-P2-1A-660	Prep & Submit Anchor Bolts Setting Plan - Part 2 Supp. A	60d	22-Aug-25	14-Nov-25	1,010d
102	PR-P2-1A-670	Approve Anchor Bolt Setting Plan - Part 2 Supp. A	15d	17-Nov-25	9-Dec-25	1,010d
103	PR-P2-1A-770	GMF Scrub Comments & Issue FFU PK1 - Part 2 Supp. A	5d	10-Dec-25	16-Dec-25	1,010d
104	PR-P2-1A-680	Fab & Ship Anchor Bolts - Part 2 Supp. A	28d	17-Dec-25	15-Jan-26	1,421d
105	PR-P2-1A-690	Deliver Anchor Bolts - Part 2 Supp. A	2d	16-Jan-26	19-Jan-26	1,010d
106	Embeds & Anchor Bolts Package 6		113d	22-Aug-25	2-Feb-26	1,003d
107	PR-P2-1A-700	Prep & Submit Anchor Bolts Setting Plan - Part 2 Supp. A	70d	22-Aug-25	2-Dec-25	1,000d
108	PR-P2-1A-710	Approve Anchor Bolt Setting Plan - Part 2 Supp. A	15d	3-Dec-25	23-Dec-25	1,000d
109	PR-P2-1A-790	GMF Scrub Comments & Issue FFU PK1 - Part 2 Supp. A	5d	24-Dec-25	31-Dec-25	1,000d
110	PR-P2-1A-720	Fab & Ship Anchor Bolts - Part 2 Supp. A	28d	2-Jan-26	29-Jan-26	1,407d
111	PR-P2-1A-730	Deliver Anchor Bolts - Part 2 Supp. A	2d	30-Jan-26	2-Feb-26	1,000d
112	Underground Waterproofing		65d	8-Aug-25	7-Nov-25	116d
113	PR-P2-1A-60	Prep & Submit Underground Waterproofing Submittals - Part 2 Supp. A	30d	8-Aug-25	19-Sep-25	115d
114	PR-P2-1A-270	Approve Underground Waterproofing Submittals - Part 2 Supp. A	15d	22-Sep-25	10-Oct-25	115d
115	PR-P2-1A-310	Fab & Ship Underground Waterproofing Products - Part 2 Supp. A	28d	11-Oct-25	7-Nov-25	163d
116	PR-P2-1A-380	Delivery of Underground Waterproofing Complete - Part 2 Supp. A	0d		7-Nov-25	163d
117	Underground Plumbing Piping & Sleeves		63d	8-Aug-25	5-Nov-25	45d
118	PR-P2-1A-30	Prep & Submit Underground Plumbing Sleeves System Submittals - Part 2 Supp. A	20d	8-Aug-25	5-Sep-25	44d
119	PR-P2-1A-240	Approve Plumbing Sleeves System Submittals - Part 2 Supp. A	15d	8-Sep-25	26-Sep-25	44d
120	PR-P2-1A-360	Fab & Ship Underground Plumbing Sleeves System - Part 2 Supp. A	28d	29-Sep-25	5-Nov-25	44d

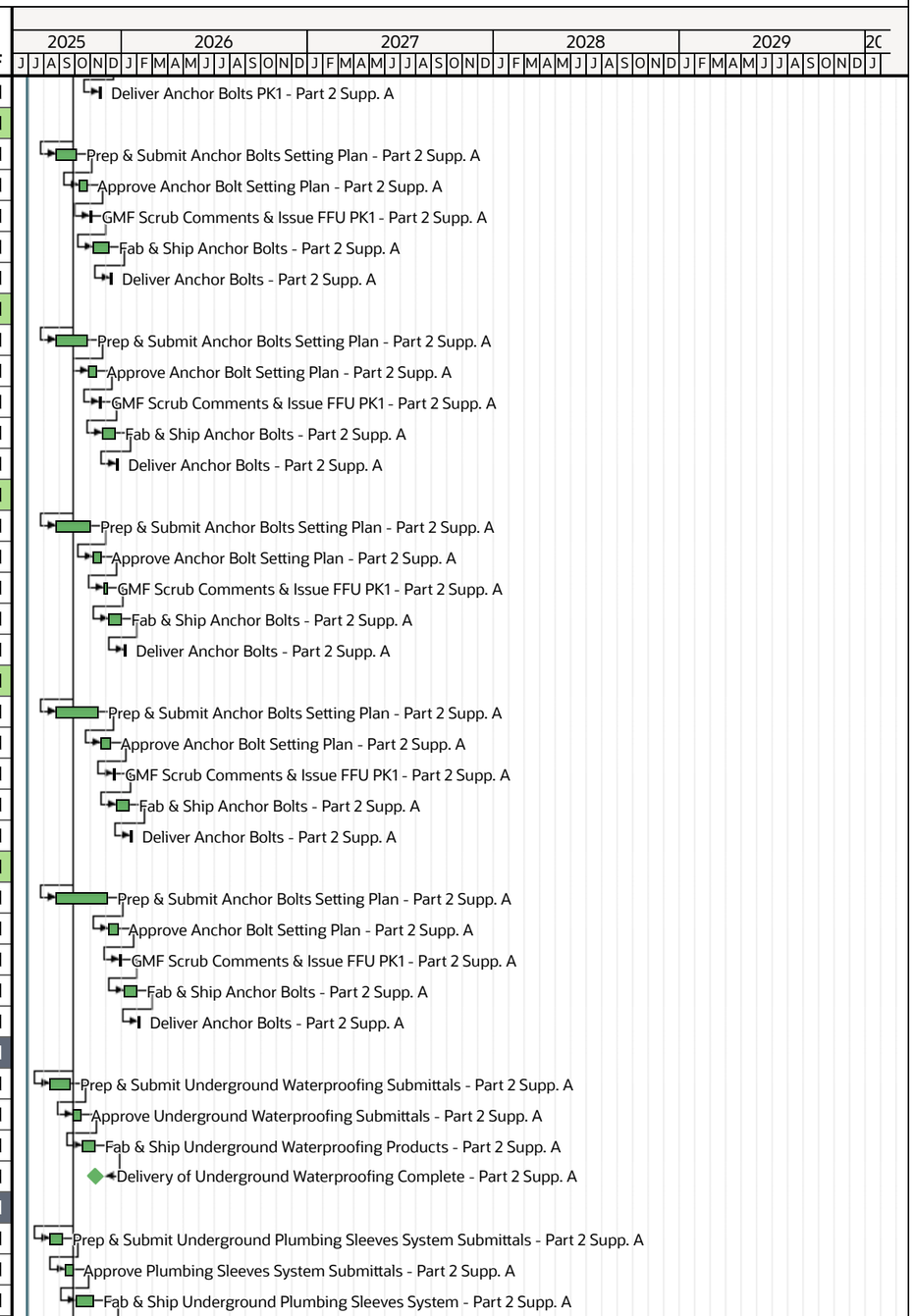

Project Start:
Data Date: 25-Jun-25
Planned Finish: 11-Jan-30
Date Printed: 28-Jul-25 09:57 a.m.
Printed By: Alex Melguizovski

Current
Progress
Critical
Milestones
Summary

Airside D - Tampa International Airport

ASD Development Program

Supp A Schedule

Date	Revision	Checked	Approved

HENSEL PHELPS
Plan. Build. Manage.

HP Project ID No. : 8023226

HCAA Package No. : 8500 23

Airside D - Tampa International Airport

	ID	Name	OD	Start	Finish	TF
121	PR-P2-1A-460	Delivery of Underground Plumbing Sleeves System Complete - Part 2 Supp. A	0d		5-Nov-25	64d
122	Underground Electrical Piping & Sleeves		55d	8-Aug-25	24-Oct-25	124d
123	PR-P2-1A-40	Prep & Submit Underground Elec. Sleeves System Submittals - Part 2 Supp. A	20d	8-Aug-25	5-Sep-25	123d
124	PR-P2-1A-250	Approve Underground Elec. Sleeves System Submittals - Part 2 Supp. A	15d	8-Sep-25	26-Sep-25	123d
125	PR-P2-1A-370	Fab & Ship Underground Elec. Sleeves System - Part 2 Supp. A	20d	29-Sep-25	24-Oct-25	123d
126	PR-P2-1A-490	Delivery of Underground Elec. Sleeves System Complete - Part 2 Supp. A	0d		24-Oct-25	175d
127	Underground Chilled Water Piping & Sleeves		50d	8-Aug-25	17-Oct-25	123d
128	PR-P2-1A-50	Prep & Submit Underground Chilled Water Sleeves Submittals - Part 2 Supp. A	20d	8-Aug-25	5-Sep-25	122d
129	PR-P2-1A-260	Approve Underground Chilled Water Sleeves Submittals - Part 2 Supp. A	15d	8-Sep-25	26-Sep-25	122d
130	PR-P2-1A-300	Fab & Ship Underground Chilled Water Sleeves - Part 2 Supp. A	15d	29-Sep-25	17-Oct-25	122d
131	PR-P2-1A-440	Delivery of Underground Chilled Water Sleeves Complete - Part 2 Supp. A	0d		17-Oct-25	174d
132	Long Lead Electrical		542d	22-Aug-25	7-Oct-27	279d
133	Generator		542d	22-Aug-25	7-Oct-27	279d
134	PR-P2-1B-180	Prep & Submit Generator Submittals - Part 2 Supp. A	40d	22-Aug-25	17-Oct-25	279d
135	PR-P2-1B-200	Approve Generator Submittals - Part 2 Supp. A	10d	20-Oct-25	31-Oct-25	279d
136	PR-P2-1B-220	Fab & Ship Generator - Part 2 Supp. A	490d	3-Nov-25	7-Oct-27	279d
137	PR-P2-1B-2430	Generator Delivery Complete - Part 2 Supp. A	0d		7-Oct-27	393d
138	Gear, Metering, SPD & Coordination Study		352d	22-Aug-25	11-Jan-27	252d
139	PR-P2-1B-120	Prep & Submit Gear Submittals - Part 2 Supp. A	40d	22-Aug-25	17-Oct-25	252d
140	PR-P2-1B-390	Approve Gear Submittals - Part 2 Supp. A	10d	20-Oct-25	31-Oct-25	252d
141	PR-P2-1B-460	Fab & Ship Gear - Part 2 Supp. A	300d	3-Nov-25	11-Jan-27	252d
142	PR-P2-1B-2420	Gear Delivery Complete - Part 2 Supp. A	0d		11-Jan-27	352d
143	UPS Package		353d	22-Aug-25	12-Jan-27	230d
144	PR-P2-1B-3000	Prep & Submit UPS Submittals - Part 2 Supp. A	40d	22-Aug-25	17-Oct-25	230d
145	PR-P2-1B-3100	Approve UPS Submittals - Part 2 Supp. A	10d	20-Oct-25	31-Oct-25	230d
146	PR-P2-1B-3200	Fab & Ship UPS - Part 2 Supp. A	300d	3-Nov-25	11-Jan-27	230d
147	PR-P2-1B-3300	UPS Delivery Complete - Part 2 Supp. A	1d	12-Jan-27	12-Jan-27	230d
148	Long Lead Mechanical		221d	22-Aug-25	6-Jul-26	383d
149	Chillers Procurement		221d	22-Aug-25	6-Jul-26	383d
150	PR-P2-1B-100	Prep & Submit Chillers Submittals - Part 2 Supp. A	30d	22-Aug-25	3-Oct-25	382d
151	PR-P2-1B-280	Approve Chillers Submittals - Part 2 Supp. A	10d	6-Oct-25	17-Oct-25	382d
152	PR-P2-1B-370	Fab & Ship Chillers - Part 2 Supp. A	180d	20-Oct-25	6-Jul-26	382d
153	PR-P2-1B-2330	Chillers' Delivery Complete - Part 2 Supp. A	0d		6-Jul-26	536d
154	Long Lead Mill Order		106d	22-Aug-25	22-Jan-26	20d
155	PR-P2-1B-3400	Prep & Submit Steel Mill Order Submittals - Part 2 Supp. A	30d	22-Aug-25	3-Oct-25	20d
156	PR-P2-1B-3500	Approve Steel Mill Order Submittals - Part 2 Supp. A	15d	6-Oct-25	24-Oct-25	20d
157	PR-P2-1B-3600	Fab & Ship Steel Mill Order - Part 2 Supp. A	60d	27-Oct-25	22-Jan-26	20d
158	PR-P2-1B-3700	Steel Mill Order Delivery Complete - Part 2 Supp. A	0d		22-Jan-26	20d
159	ASD - CONSTRUCTION PHASE		338d	29-Jul-25	23-Nov-26	4d
160	Ground Improvements		153d	29-Jul-25	4-Mar-26	62d



Project Start:
Data Date: 25-Jun-25
Planned Finish: 11-Jan-30
Date Printed: 28-Jul-25 09:57 a.m.
Printed By: Alex Melguizovski

Current
Progress
Critical
Milestones
Summary

Airside D - Tampa International Airport

ASD Development Program

Supp A Schedule

Date	Revision	Checked	Approved

HENSEL PHELPS
Plan. Build. Manage.

HP Project ID No. : 8023226

HCAA Package No. : 8500 23

Airside D - Tampa International Airport

	ID	Name	OD	Start	Finish	TF
161	Milestones		153d	29-Jul-25	4-Mar-26	29d
162	GI-10	Ground Improvements Scope LOE - DIP / LTP	152d	29-Jul-25	4-Mar-26	29d
163	GI-20	Test Pile Program - DIP / LTP	20d	29-Jul-25	25-Aug-25	3d
164	GI-30	Mobilize For Production Install - DIP / LTP	5d	5-Nov-25	11-Nov-25	3d
165	Test Pile Program		19d	29-Jul-25	22-Aug-25	4d
166	GI-40	Mobilize Equipment & Materials for Test Pile - DIP / LTP	5d	29-Jul-25	4-Aug-25	4d
167	GI-70	Drill Reaction Piles - DIP / LTP	5d	5-Aug-25	11-Aug-25	4d
168	GI-90	Test (4) Single Element DIPs - DIP / LTP	5d	12-Aug-25	18-Aug-25	4d
169	GI-80	Install LTP on F6 & F8 Test Area - DIP / LTP	5d	12-Aug-25	18-Aug-25	4d
170	GI-50	Test F8 Footing - DIP / LTP	2d	19-Aug-25	20-Aug-25	4d
171	GI-60	Test F6 Footing - DIP / LTP	2d	21-Aug-25	22-Aug-25	4d
172	Rigid Inclusions - Area 1		19d	12-Nov-25	9-Dec-25	20d
173	GI-A1-20	DIP Install - RI DIPS Area 1 - 12/13 Line	9d	12-Nov-25	24-Nov-25	3d
174	GI-A1-30	Excavate - RI DIPS Area 1 - 12/13 Line	5d	25-Nov-25	3-Dec-25	20d
175	GI-A1-40	Cut Dip & Install Grout - RI DIPS Area 1 - 12/13 Line	2d	4-Dec-25	5-Dec-25	20d
176	GI-A1-50	Install Steel Caps - RI DIPS Area 1 - 12/13 Line	2d	8-Dec-25	9-Dec-25	20d
177	Rigid Inclusions - Area 2		34d	25-Nov-25	14-Jan-26	14d
178	GI-A1-1-100	DIP Install - RI DIPS Area 2	18d	25-Nov-25	22-Dec-25	3d
179	GI-A1-1-110	Excavate - RI DIPS Area 2	5d	23-Dec-25	30-Dec-25	14d
180	GI-A1-1-120	Cut Dip & Install Grout - RI DIPS Area 2	5d	31-Dec-25	7-Jan-26	14d
181	GI-A1-1-130	Install Steel Caps - RI DIPS Area 2	5d	8-Jan-26	14-Jan-26	14d
182	Rigid Inclusions - Area 3		23d	23-Dec-25	26-Jan-26	3d
183	GI-A1-2-140	DIP Install - RI DIPS Area 3	8d	23-Dec-25	5-Jan-26	3d
184	GI-A1-2-100	Excavate - RI DIPS Area 3	5d	6-Jan-26	12-Jan-26	3d
185	GI-A1-2-110	Cut Dip & Install Grout - RI DIPS Area 3	5d	13-Jan-26	19-Jan-26	3d
186	GI-A1-2-120	Install Steel Caps - RI DIPS Area 3	5d	20-Jan-26	26-Jan-26	3d
187	Rigid Inclusions - Area 4		21d	6-Jan-26	3-Feb-26	18d
188	GI-A2-80	DIP Install - RI DIPS Area 4	12d	6-Jan-26	21-Jan-26	18d
189	GI-A2-90	Excavate - RI DIPS Area 4	5d	22-Jan-26	28-Jan-26	18d
190	GI-A2-100	Cut Dip & Install Grout - RI DIPS Area 4	2d	29-Jan-26	30-Jan-26	18d
191	GI-A2-110	Install Steel Caps - RI DIPS Area 4	2d	2-Feb-26	3-Feb-26	18d
192	Rigid Inclusions - Area 5		16d	22-Jan-26	12-Feb-26	29d
193	GI-A3-100	DIP Install - RI DIPS Area 5	7d	22-Jan-26	30-Jan-26	29d
194	GI-A3-110	Excavate - RI DIPS Area 5	5d	2-Feb-26	6-Feb-26	29d
195	GI-A3-120	Cut Dip & Install Grout - RI DIPS Area 5	2d	9-Feb-26	10-Feb-26	29d
196	GI-A3-130	Install Steel Caps - RI DIPS Area 5	2d	11-Feb-26	12-Feb-26	29d
197	Rigid Inclusions - Area 6		23d	2-Feb-26	4-Mar-26	29d
198	GI-A4-20	DIP Install - RI DIPS Area 6	12d	2-Feb-26	17-Feb-26	29d
199	GI-A4-30	Excavate - RI DIPS Area 6	5d	18-Feb-26	24-Feb-26	29d
200	GI-A4-40	Cut Dip & Install Grout - RI DIPS Area 6	4d	25-Feb-26	2-Mar-26	29d

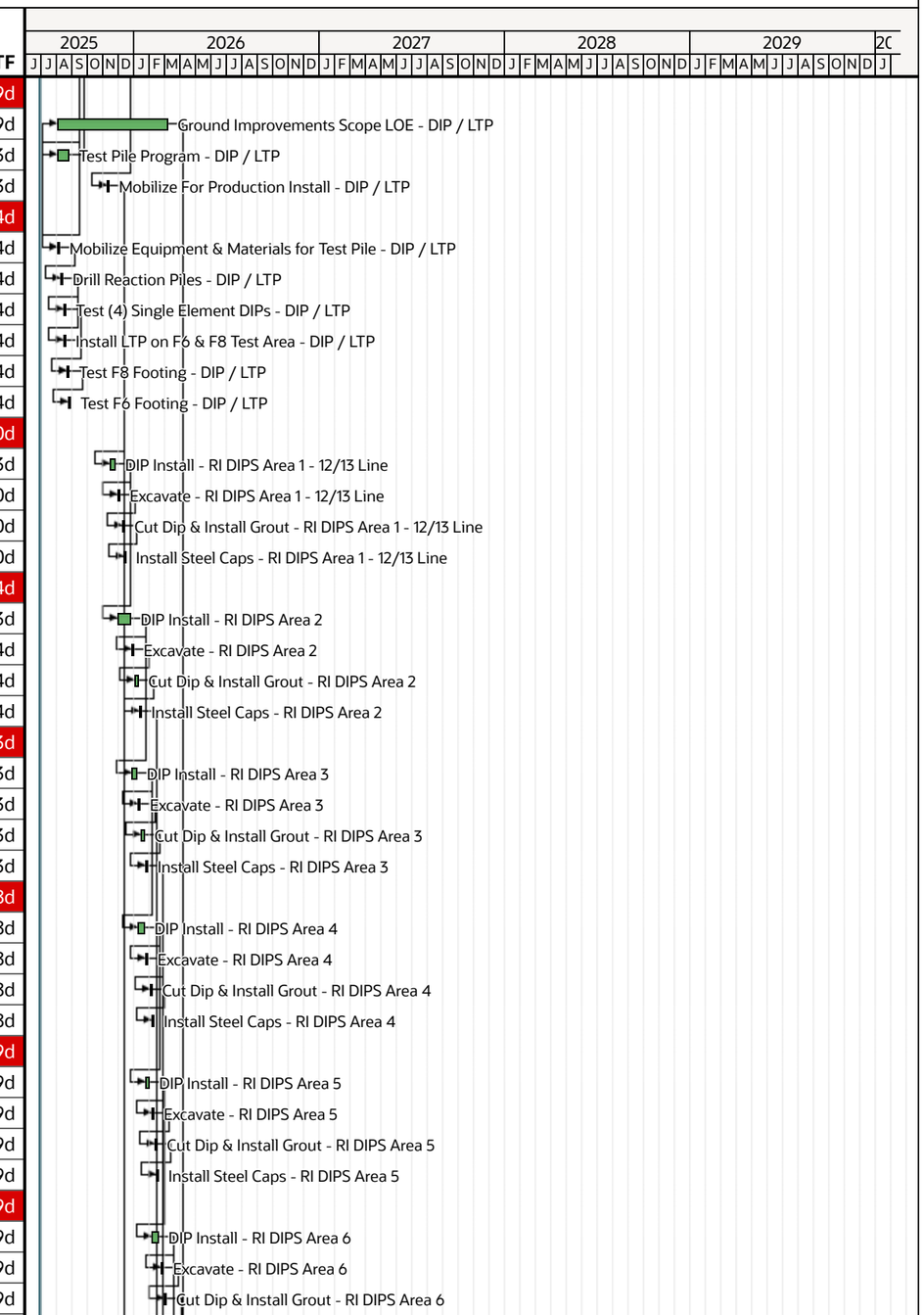

Project Start:
Data Date: 25-Jun-25
Planned Finish: 11-Jan-30
Date Printed: 28-Jul-25 09:57 a.m.
Printed By: Alex Melguizovski

Current
Progress
Critical
Milestones
Summary

Airside D - Tampa International Airport

ASD Development Program

Supp A Schedule

Date	Revision	Checked	Approved

HENSEL PHELPS
Plan. Build. Manage.

HP Project ID No. : 8023226

HCAA Package No. : 8500 23

Airside D - Tampa International Airport

ID	Name		OD	Start	Finish	TF
201	GI-A4-50	Install Steel Caps - RI DIPS Area 6	2d	3-Mar-26	4-Mar-26	29d
202	Rigid Inclusions - Area 6-1 Cooling Tower		10d	18-Feb-26	3-Mar-26	63d
203	GI-A4-1-100	DIP Install - RI DIPS Area 6 - 1	3d	18-Feb-26	20-Feb-26	63d
204	GI-A4-1-110	Excavate - RI DIPS Area 6 - 1	3d	23-Feb-26	25-Feb-26	63d
205	GI-A4-1-120	Cut Dip & Install Grout - RI DIPS Area 6 - 1	2d	26-Feb-26	27-Feb-26	63d
206	GI-A4-1-130	Install Steel Caps - RI DIPS Area 6 - 1	2d	2-Mar-26	3-Mar-26	63d
207	Foundations & Deep Underground		263d	12-Nov-25	23-Nov-26	4d
208	Milestones		263d	12-Nov-25	23-Nov-26	4d
209	GI-FS1000	Found. - Mobilize	20d	12-Nov-25	11-Dec-25	3d
210	GI-FS1010	Found. Area 1 - 12/13 Line - Ready for Steel	0d		15-May-26	58d
211	GI-FS1020	Found. Area 3 - Ready For Steel	0d		1-Jun-26	85d
212	GI-FS1050	Found. Area 4 - Ready for Steel	0d		27-Jul-26	58d
213	GI-FS1030	Found. Area 2 - Ready For Steel	0d		31-Jul-26	28d
214	GI-FS1060	Found. Area 5 - Ready for Steel	0d		30-Sep-26	25d
215	GI-FS1040	Found. Area 6 - Ready for Steel	0d		23-Nov-26	3d
216	Foundations - Area 1		109d	12-Dec-25	15-May-26	58d
217	Foundations - Area 1 - 12/13 Line Pour 1		96d	12-Dec-25	28-Apr-26	71d
218	GI-FS1070	Excavate Deep DIP For Cut Off / Grout / Cap - Found. Area 1 - 12/13 Line Pour 1	15d	12-Dec-25	5-Jan-26	3d
219	GI-FS1080	Excavate to Subgrade & Compact - Found. Area 1 - 12/13 Line Pour 1	10d	6-Jan-26	19-Jan-26	3d
220	GI-FS1090	Install Plumbing Sleeves UG - Found. Area 1 - 12/13 Line Pour 1	5d	8-Jan-26	14-Jan-26	3d
221	GI-FS1100	Install Elect Sleeves UG - Found. Area 1 - 12/13 Line Pour 1	5d	15-Jan-26	21-Jan-26	69d
222	GI-FS1110	Install LTP & Compact - Found. Area 1 - 12/13 Line Pour 1	10d	20-Jan-26	2-Feb-26	58d
223	GI-FS1120	Install Technology Sleeves UG - Found. Area 1 - 12/13 Line Pour 1	5d	22-Jan-26	28-Jan-26	69d
224	GI-FS1130	Form Footings - Found. Area 1 - 12/13 Line Pour 1	5d	27-Jan-26	2-Feb-26	58d
225	GI-FS1140	Install Water Proofing Footings - Found. Area 1 - 12/13 Line Pour 1	3d	3-Feb-26	5-Feb-26	58d
226	GI-FS1150	Install Rebar Footings - Found. Area 1 - 12/13 Line Pour 1	13d	6-Feb-26	24-Feb-26	58d
227	GI-FS1160	Install Anchor Bolts & Embeds - Found. Area 1 - 12/13 Line Pour 1	5d	25-Feb-26	3-Mar-26	61d
228	GI-FS1170	Place Footings - Found. Area 1 - 12/13 Line Pour 1	1d	4-Mar-26	4-Mar-26	61d
229	GI-FS1180	One Side Form Walls - Found. Area 1 - 12/13 Line Pour 1	5d	5-Mar-26	11-Mar-26	61d
230	GI-FS1190	Install Wall Rebar - Found. Area 1 - 12/13 Line Pour 1	5d	12-Mar-26	18-Mar-26	61d
231	GI-FS1220	Install Elect Sleeves & RI Walls - Found. Area 1 - 12/13 Line Pour 1	3d	19-Mar-26	23-Mar-26	61d
232	GI-FS1210	Install Tech Sleeves & RI Walls - Found. Area 1 - 12/13 Line Pour 1	3d	19-Mar-26	23-Mar-26	61d
233	GI-FS1200	Install Plumbing Sleeves & RI Walls - Found. Area 1 - 12/13 Line Pour 1	3d	19-Mar-26	23-Mar-26	61d
234	GI-FS1230	Close Formwork Walls - Found. Area 1 - 12/13 Line Pour 1	5d	24-Mar-26	30-Mar-26	61d
235	GI-FS1240	Place Walls - Found. Area 1 - 12/13 Line Pour 1	1d	31-Mar-26	31-Mar-26	65d
236	GI-FS4440	28 Day Cure on All Concrete for Steel - Found. Area 1 - 12/13 Line Pour 1	28d	1-Apr-26	28-Apr-26	98d
237	GI-FS4410	Wall Cure to 70% - Found. Area 1 - 12/13 Line Pour 1	3d	1-Apr-26	3-Apr-26	65d
238	GI-FS1250	Strip Wall Forms - Found. Area 1 - 12/13 Line Pour 1	3d	6-Apr-26	8-Apr-26	65d
239	GI-FS1260	Install Wall Waterproofing / Damp Proofing - Found. Area 1 - 12/13 Line Pour 1	5d	9-Apr-26	15-Apr-26	65d
240	GI-FS1270	Rough Backfill - Found. Area 1 - 12/13 Line Pour 1	5d	16-Apr-26	22-Apr-26	65d



Project Start:
Data Date: 25-Jun-25
Planned Finish: 11-Jan-30
Date Printed: 28-Jul-25 09:57 a.m.
Printed By: Alex Melguizovski

Current
Progress
Critical
Milestones
Summary

Airside D - Tampa International Airport

ASD Development Program

Supp A Schedule

Date	Revision	Checked	Approved

HENSEL PHELPS
Plan. Build. Manage.

HP Project ID No. : 8023226

HCAA Package No. : 8500 23

Airside D - Tampa International Airport

	ID	Name	OD	Start	Finish	TF
241	Foundations - Area 1 - 12/13 Line Pour 2		76d	20-Jan-26	5-May-26	66d
242	GI-FS1280	Excavate to Subgrade & Compact - Found. Area 1 - 12/13 Line Pour 2	5d	20-Jan-26	26-Jan-26	67d
243	GI-FS1290	Install Plumbing Sleeves UG - Found. Area 1 - 12/13 Line Pour 2	3d	27-Jan-26	29-Jan-26	67d
244	GI-FS1300	Install Technology Sleeves UG - Found. Area 1 - 12/13 Line Pour 2	2d	29-Jan-26	30-Jan-26	69d
245	GI-FS1310	Install Elect Sleeves UG - Found. Area 1 - 12/13 Line Pour 2	3d	30-Jan-26	3-Feb-26	67d
246	GI-FS1320	Install LTP & Compact - Found. Area 1 - 12/13 Line Pour 2	5d	3-Feb-26	9-Feb-26	63d
247	GI-FS1330	Form Footings - Found. Area 1 - 12/13 Line Pour 2	4d	10-Feb-26	13-Feb-26	63d
248	GI-FS1340	Install Waterproofing Footings - Found. Area 1 - 12/13 Line Pour 2	2d	16-Feb-26	17-Feb-26	63d
249	GI-FS1350	Install Rebar Footings - Found. Area 1 - 12/13 Line Pour 2	8d	25-Feb-26	6-Mar-26	58d
250	GI-FS1360	Install Anchor Bolts & Embeds - Found. Area 1 - 12/13 Line Pour 2	5d	9-Mar-26	13-Mar-26	61d
251	GI-FS1370	Place Footings - Found. Area 1 - 12/13 Line Pour 2	1d	16-Mar-26	16-Mar-26	61d
252	GI-FS1380	One Side Form Walls - Found. Area 1 - 12/13 Line Pour 2	5d	17-Mar-26	23-Mar-26	61d
253	GI-FS1390	Install Wall Rebar - Found. Area 1 - 12/13 Line Pour 2	3d	24-Mar-26	26-Mar-26	62d
254	GI-FS1400	Install Plumbing Sleeves & RI Walls - Found. Area 1 - 12/13 Line Pour 2	1d	27-Mar-26	27-Mar-26	62d
255	GI-FS1410	Install Tech Sleeves & RI Walls - Found. Area 1 - 12/13 Line Pour 2	1d	27-Mar-26	27-Mar-26	62d
256	GI-FS1420	Install Elect Sleeves & RI Walls - Found. Area 1 - 12/13 Line Pour 2	1d	27-Mar-26	27-Mar-26	62d
257	GI-FS1430	Close Formwork Walls - Found. Area 1 - 12/13 Line Pour 2	5d	31-Mar-26	6-Apr-26	61d
258	GI-FS1440	Place Walls - Found. Area 1 - 12/13 Line Pour 2	1d	7-Apr-26	7-Apr-26	66d
259	GI-FS4420	Wall Cure to 70% - Found. Area 1 - 12/13 Line Pour 2	3d	8-Apr-26	10-Apr-26	68d
260	GI-FS4450	28 Day Cure on All Concrete for Steel - Found. Area 1 - 12/13 Line Pour 2	28d	8-Apr-26	5-May-26	91d
261	GI-FS1450	Strip Wall Forms - Found. Area 1 - 12/13 Line Pour 2	2d	13-Apr-26	14-Apr-26	68d
262	GI-FS1460	Install Wall Water Proofing / Damp Proofing - Found. Area 1 - 12/13 Line Pour 2	3d	16-Apr-26	20-Apr-26	67d
263	GI-FS1470	Rough Backfill - Found. Area 1 - 12/13 Line Pour 2	5d	23-Apr-26	29-Apr-26	65d
264	Foundations - Area 1 - 12/13 Line Pour 3		79d	27-Jan-26	15-May-26	58d
265	GI-FS1480	Excavate to Subgrade & Compact - Found. Area 1 - 12/13 Line Pour 3	5d	27-Jan-26	2-Feb-26	69d
266	GI-FS1490	Install Plumbing Sleeves UG - Found. Area 1 - 12/13 Line Pour 3	3d	3-Feb-26	5-Feb-26	69d
267	GI-FS1500	Install Technology Sleeves UG - Found. Area 1 - 12/13 Line Pour 3	3d	3-Feb-26	5-Feb-26	72d
268	GI-FS1510	Install Elect Sleeves UG - Found. Area 1 - 12/13 Line Pour 3	3d	6-Feb-26	10-Feb-26	69d
269	GI-FS1520	Install LTP & Compact - Found. Area 1 - 12/13 Line Pour 3	5d	10-Feb-26	16-Feb-26	65d
270	GI-FS1530	Form Footings - Found. Area 1 - 12/13 Line Pour 3	5d	17-Feb-26	23-Feb-26	65d
271	GI-FS1540	Install Waterproofing Footings - Found. Area 1 - 12/13 Line Pour 3	2d	24-Feb-26	25-Feb-26	65d
272	GI-FS1550	Install Rebar Footings - Found. Area 1 - 12/13 Line Pour 3	8d	9-Mar-26	18-Mar-26	58d
273	GI-FS1560	Install Anchor Bolts & Embeds - Found. Area 1 - 12/13 Line Pour 3	5d	19-Mar-26	25-Mar-26	58d
274	GI-FS1570	Place Footings - Found. Area 1 - 12/13 Line Pour 3	1d	26-Mar-26	26-Mar-26	58d
275	GI-FS1580	One Side Form Walls - Found. Area 1 - 12/13 Line Pour 3	5d	27-Mar-26	2-Apr-26	58d
276	GI-FS1590	Install Wall Rebar - Found. Area 1 - 12/13 Line Pour 3	4d	3-Apr-26	8-Apr-26	58d
277	GI-FS1600	Install Plumbing Sleeves & RI Walls - Found. Area 1 - 12/13 Line Pour 3	1d	9-Apr-26	9-Apr-26	58d
278	GI-FS1610	Install Tech Sleeves & RI Walls - Found. Area 1 - 12/13 Line Pour 3	1d	9-Apr-26	9-Apr-26	58d
279	GI-FS1620	Install Elect Sleeves & RI Walls - Found. Area 1 - 12/13 Line Pour 3	1d	9-Apr-26	9-Apr-26	58d
280	GI-FS1630	Close Formwork Walls - Found. Area 1 - 12/13 Line Pour 3	5d	10-Apr-26	16-Apr-26	58d

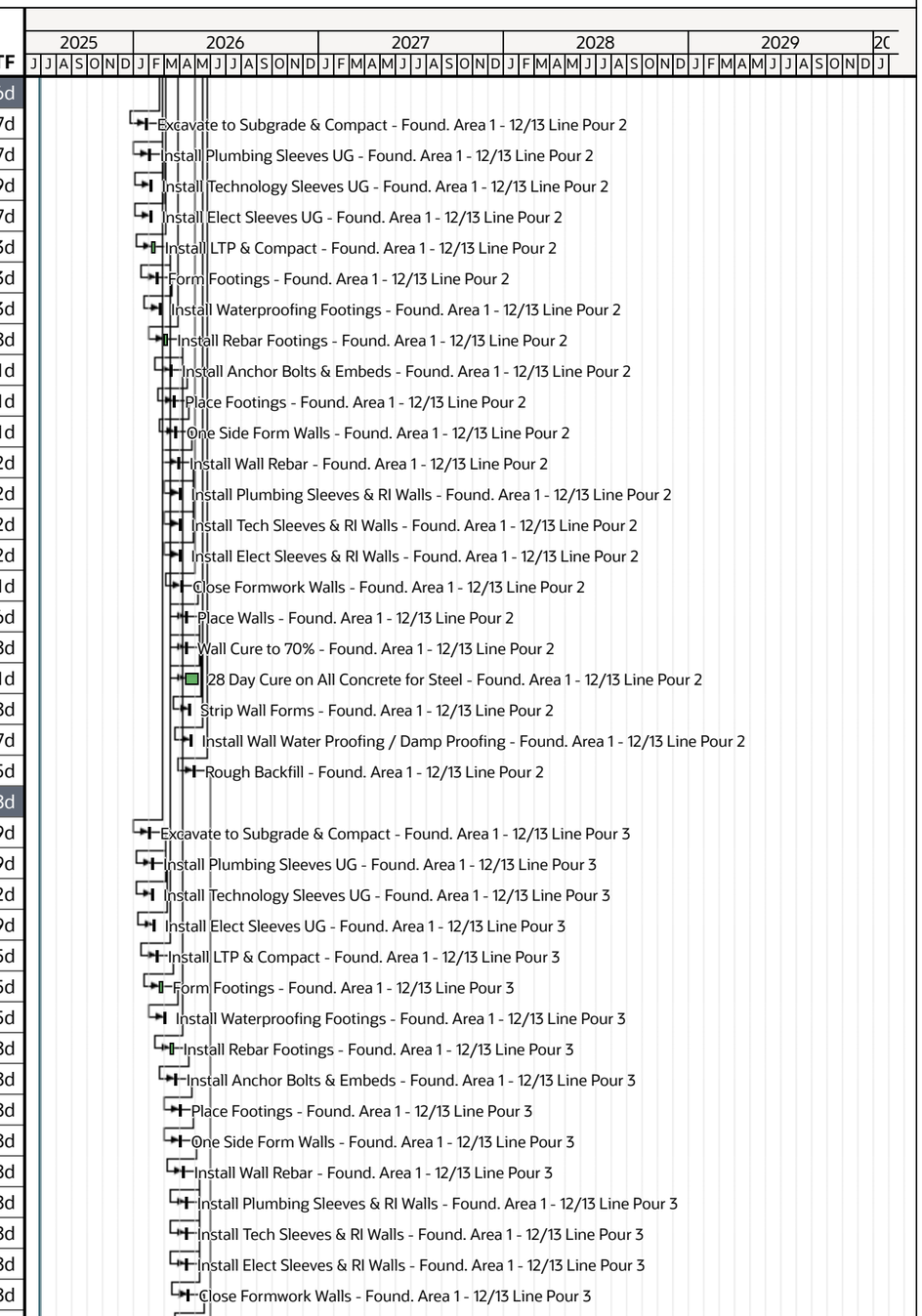

Project Start:
Data Date: 25-Jun-25
Planned Finish: 11-Jan-30
Date Printed: 28-Jul-25 09:57 a.m.
Printed By: Alex Melguizovski

Current
Progress
Critical
Milestones
Summary

Airside D - Tampa International Airport

ASD Development Program

Supp A Schedule

Date	Revision	Checked	Approved

HENSEL PHELPS
Plan. Build. Manage.

HP Project ID No. : 8023226

HCAA Package No. : 8500 23

Airside D - Tampa International Airport

	ID	Name	OD	Start	Finish	TF
281	GI-FS1640	Place Walls - Found. Area 1 - 12/13 Line Pour 3	1d	17-Apr-26	17-Apr-26	58d
282	GI-FS4460	28 Day Cure on All Concrete for Steel - Found. Area 1 - 12/13 Line Pour 3	28d	18-Apr-26	15-May-26	81d
283	GI-FS4430	Wall Cure to 70% - Found. Area 1 - 12/13 Line Pour 3	3d	20-Apr-26	22-Apr-26	65d
284	GI-FS1650	Strip Wall Forms - Found. Area 1 - 12/13 Line Pour 3	2d	23-Apr-26	24-Apr-26	65d
285	GI-FS1660	Install Wall Waterproofing / Damp Proofing - Found. Area 1 - 12/13 Line Pour 3	3d	27-Apr-26	29-Apr-26	65d
286	GI-FS1670	Rough Backfill - Found. Area 1 - 12/13 Line Pour 3	5d	30-Apr-26	6-May-26	65d
287	Foundations - Area 2		140d	15-Jan-26	31-Jul-26	28d
288	Foundations - Area 2 Pour 1		130d	15-Jan-26	19-Jul-26	38d
289	GI-FS1690	Excavate to Subgrade & Compact - Found. Area 2 Pour 1	20d	15-Jan-26	11-Feb-26	14d
290	GI-FS1700	Install Plumbing Sleeves UG - Found. Area 2 Pour 1	10d	19-Jan-26	30-Jan-26	24d
291	GI-FS1710	Install Elect Sleeves UG - Found. Area 2 Pour 1 Pour 1	15d	2-Feb-26	20-Feb-26	24d
292	GI-FS1720	Install LTP & Compact - Found. Area 2 Pour 1 Pour 1	10d	12-Feb-26	25-Feb-26	25d
293	GI-FS1740	Install Technology Sleeves UG - Found. Area 2 Pour 1	10d	23-Feb-26	6-Mar-26	24d
294	GI-FS1680	Remaining Tunnel Demolition - Found. Area 2 Pour 1	10d	25-Feb-26	10-Mar-26	22d
295	GI-FS1730	Form Footings - Found. Area 2 Pour 1	10d	11-Mar-26	24-Mar-26	22d
296	GI-FS1750	Install Waterproofing Footings - Found. Area 2 Pour 1	5d	25-Mar-26	31-Mar-26	22d
297	GI-FS1760	Install Rebar Footings - Found. Area 2 Pour 1	15d	1-Apr-26	21-Apr-26	22d
298	GI-FS1770	Install Anchor Bolts & Embeds - Found. Area 2 Pour 1	8d	22-Apr-26	1-May-26	29d
299	GI-FS1780	Place Footings - Found. Area 2 Pour 1	1d	4-May-26	4-May-26	29d
300	GI-FS1790	One Side Form Walls - Found. Area 2 Pour 1	10d	5-May-26	18-May-26	29d
301	GI-FS1800	Install Wall Rebar - Found. Area 2 Pour 1	8d	19-May-26	29-May-26	29d
302	GI-FS1810	Install Plumbing Sleeves & RI Walls - Found. Area 2 Pour 1	4d	1-Jun-26	4-Jun-26	29d
303	GI-FS1820	Install Tech Sleeves & RI Walls - Found. Area 2Pour 1	4d	1-Jun-26	4-Jun-26	29d
304	GI-FS1830	Install Elect Sleeves & RI Walls - Found. Area 2 Pour 1	4d	1-Jun-26	4-Jun-26	29d
305	GI-FS1840	Close Formwork Walls - Found. Area 2 Pour 1	10d	5-Jun-26	18-Jun-26	29d
306	GI-FS1850	Place Walls - Found. Area 2 Pour 1	1d	19-Jun-26	19-Jun-26	37d
307	GI-FS4470	28 Day Cure on All Concrete for Steel - Found. Area 2 - Pour 1	28d	20-Jun-26	19-Jul-26	52d
308	GI-FS1860	Strip Wall Forms - Found. Area 2 Pour 1	5d	22-Jun-26	26-Jun-26	37d
309	GI-FS1870	Install Wall Waterproofing / Damp Proofing - Found. Area 2 Pour 1	5d	29-Jun-26	6-Jul-26	37d
310	GI-FS1880	Rough Backfill - Found. Area 2 Pour 1	5d	7-Jul-26	13-Jul-26	37d
311	Foundations - Area 2 Pour 2		111d	12-Feb-26	20-Jul-26	37d
312	GI-FS1890	Excavate to Subgrade & Compact - Found. Area 2 Pour 2	8d	12-Feb-26	23-Feb-26	14d
313	GI-FS1900	Install Technology Sleeves UG - Found. Area 2 Pour 2	3d	24-Feb-26	26-Feb-26	35d
314	GI-FS1910	Install Plumbing Sleeves UG - Found. Area 2 Pour 2	3d	24-Feb-26	26-Feb-26	32d
315	GI-FS1920	Install LTP & Compact - Found. Area 2 Pour 2	8d	26-Feb-26	9-Mar-26	25d
316	GI-FS1930	Install Elect Sleeves UG - Found. Area 2 Pour 2	3d	27-Feb-26	3-Mar-26	32d
317	GI-FS1940	Form Footings - Found. Area 2 Pour 2	5d	10-Mar-26	16-Mar-26	28d
318	GI-FS1950	Install Waterproofing Footings - Found. Area 2 Pour 2	2d	17-Mar-26	18-Mar-26	46d
319	GI-FS1960	Install Rebar Footings - Found. Area 2 Pour 2	8d	22-Apr-26	1-May-26	22d
320	GI-FS1970	Install Anchor Bolts & Embeds - Found. Area 2 Pour 2	6d	4-May-26	11-May-26	34d

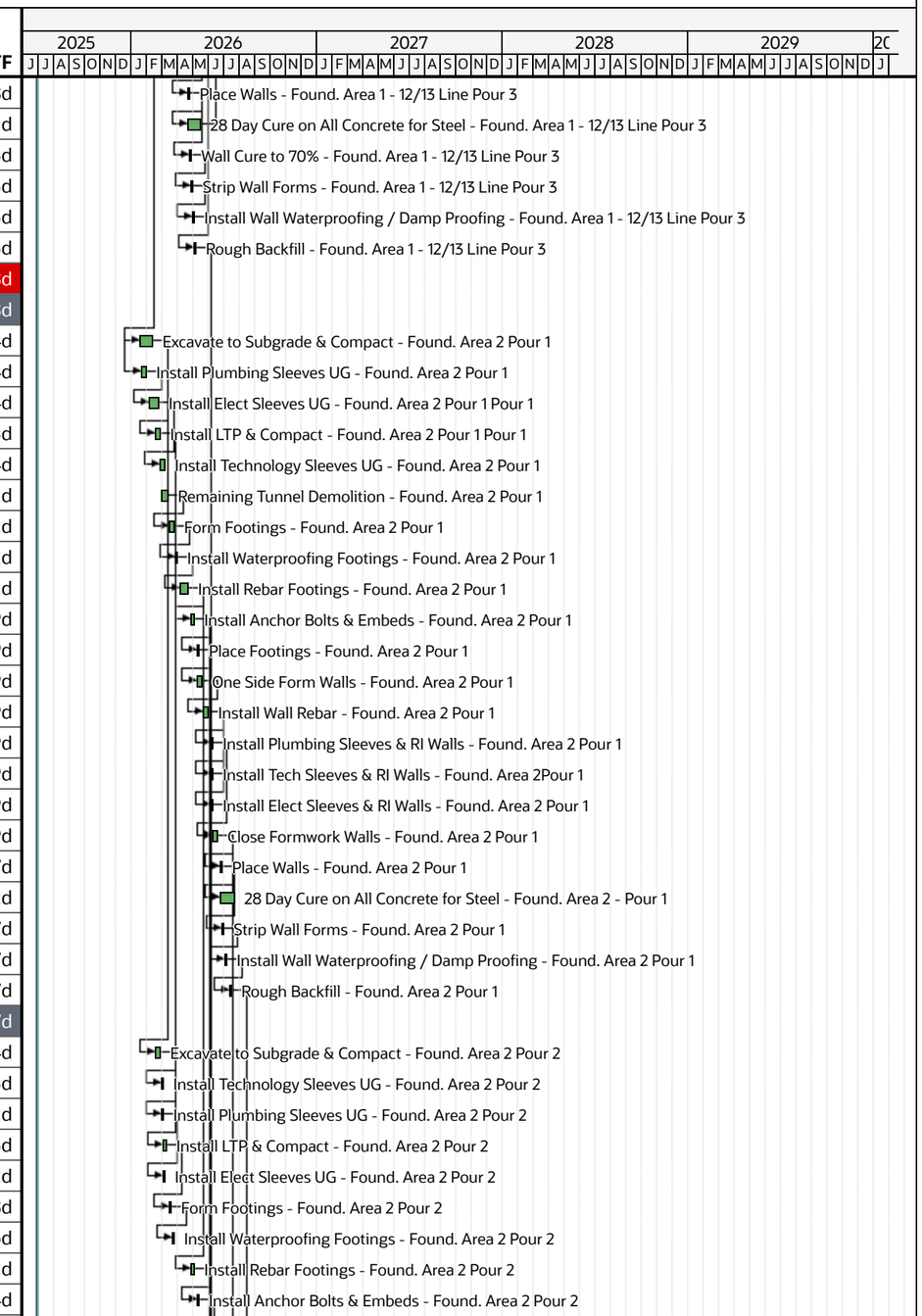

Project Start:
Data Date: 25-Jun-25
Planned Finish: 11-Jan-30
Date Printed: 28-Jul-25 09:57 a.m.
Printed By: Alex Melguizovski

Current
Progress
Critical
Milestones
Summary

Airside D - Tampa International Airport

ASD Development Program

Supp A Schedule

Date	Revision	Checked	Approved

HENSEL PHELPS
Plan. Build. Manage.

HP Project ID No. : 8023226

HCAA Package No. : 8500 23

Airside D - Tampa International Airport

	ID	Name	OD	Start	Finish	TF
321	GI-FS1980	Place Footings - Found. Area 2 Pour 2	1d	12-May-26	12-May-26	64d
322	GI-FS4480	28 Day Cure on All Concrete for Steel - Found. Area 2 - Pour 2	28d	13-May-26	10-Jun-26	89d
323	GI-FS1990	Strip Forms - Found. Area 2 Pour 2	4d	13-May-26	18-May-26	72d
324	GI-FS2000	Install Wall Waterproofing / Damp Proofing - Found. Area 2 Pour 2	3d	19-May-26	21-May-26	72d
325	GI-FS2010	Rough Backfill - Found. Area 2 Pour 2	5d	14-Jul-26	20-Jul-26	37d
326	Foundations - Area 2 Pour 3		101d	11-Mar-26	31-Jul-26	28d
327	GI-FS2020	Excavate to Subgrade & Compact - Found. Area 2 Pour 3	8d	11-Mar-26	20-Mar-26	3d
328	GI-FS2050	Install LTP & Compact - Found. Area 2 Pour 3	8d	23-Mar-26	1-Apr-26	16d
329	GI-FS2030	Install Plumbing & HVAC Sleeves UG - Found. Area 2 Pour 3	3d	23-Mar-26	25-Mar-26	16d
330	GI-FS2040	Install Technology Sleeves UG - Found. Area 2 Pour 3	3d	23-Mar-26	25-Mar-26	21d
331	GI-FS2060	Install Elect Sleeves UG - Found. Area 2 Pour 3	5d	26-Mar-26	1-Apr-26	16d
332	GI-FS2070	Form Footings - Found. Area 2 Pour 3	8d	2-Apr-26	13-Apr-26	16d
333	GI-FS2080	Install Waterproofing Footings - Found. Area 2 Pour 3	2d	14-Apr-26	15-Apr-26	34d
334	GI-FS2090	Install Rebar Footings - Found. Area 2 Pour 3	10d	4-May-26	15-May-26	22d
335	GI-FS2100	Install Anchor Bolts & Embeds - Found. Area 2 Pour 3	6d	18-May-26	26-May-26	30d
336	GI-FS2110	Place Footings - Found. Area 2 Pour 3	1d	27-May-26	27-May-26	30d
337	GI-FS2120	One Side Form Walls - Found. Area 2 Pour 3	8d	28-May-26	8-Jun-26	30d
338	GI-FS2130	Install Wall Rebar - Found. Area 2 Pour 3	5d	9-Jun-26	15-Jun-26	30d
339	GI-FS2140	Install Plumbing Sleeves & RI Walls - Found. Area 2 Pour 3	2d	16-Jun-26	17-Jun-26	30d
340	GI-FS2150	Install Tech Sleeves & RI Walls - Found. Area 2 Pour 3	2d	16-Jun-26	17-Jun-26	30d
341	GI-FS2160	Install Elect Sleeves & RI Walls - Found. Area 2 Pour 3	2d	16-Jun-26	17-Jun-26	30d
342	GI-FS2170	Close Formwork Walls - Found. Area 2 Pour 3	8d	19-Jun-26	30-Jun-26	29d
343	GI-FS2180	Place Walls - Found. Area 2 Pour 3	1d	1-Jul-26	1-Jul-26	29d
344	GI-FS4490	28 Day Cure on All Concrete for Steel - Found. Area 2 - Pour 3	28d	2-Jul-26	31-Jul-26	40d
345	GI-FS2190	Strip Wall Forms - Found. Area 2 Pour 3	4d	2-Jul-26	8-Jul-26	37d
346	GI-FS2200	Install Wall Waterproofing / Damp Proofing - Found. Area 2 Pour 3	3d	9-Jul-26	13-Jul-26	37d
347	GI-FS2210	Rough Backfill - Found. Area 2 Pour 3	5d	14-Jul-26	20-Jul-26	37d
348	Foundations - Area 3		88d	27-Jan-26	30-May-26	85d
349	Foundations - Area 3 Pour 1		56d	27-Jan-26	14-Apr-26	117d
350	GI-FS2220	Excavate to Subgrade & Compact - Found. Area 3 Pour 1	8d	27-Jan-26	5-Feb-26	3d
351	GI-FS2230	Install Plumbing Sleeves UG - Found. Area 3 Pour 1	3d	29-Jan-26	2-Feb-26	60d
352	GI-FS2240	Install Elect Sleeves UG - Found. Area 3 Pour 1	3d	3-Feb-26	5-Feb-26	60d
353	GI-FS2260	Install Technology Sleeves UG - Found. Area 3 Pour 1	3d	6-Feb-26	10-Feb-26	60d
354	GI-FS2250	Install LTP & Compact - Found. Area 3 Pour 1	8d	6-Feb-26	17-Feb-26	5d
355	GI-FS2270	Form Footings - Found. Area 3 Pour 1	8d	13-Feb-26	24-Feb-26	58d
356	GI-FS2280	Install Rebar Footings - Found. Area 3 Pour 1	8d	25-Feb-26	6-Mar-26	58d
357	GI-FS2290	Install Anchor Bolts & Embeds - Found. Area 3 Pour 1	6d	9-Mar-26	16-Mar-26	117d
358	GI-FS2300	Place Footings - Found. Area 3 Pour 1	1d	17-Mar-26	17-Mar-26	117d
359	GI-FS2310	Strip Forms - Found. Area 3 Pour 1	3d	18-Mar-26	20-Mar-26	117d
360	GI-FS4500	28 Day Cure on All Concrete for Steel - Found. Area 3 - Pour 1	28d	18-Mar-26	14-Apr-26	164d

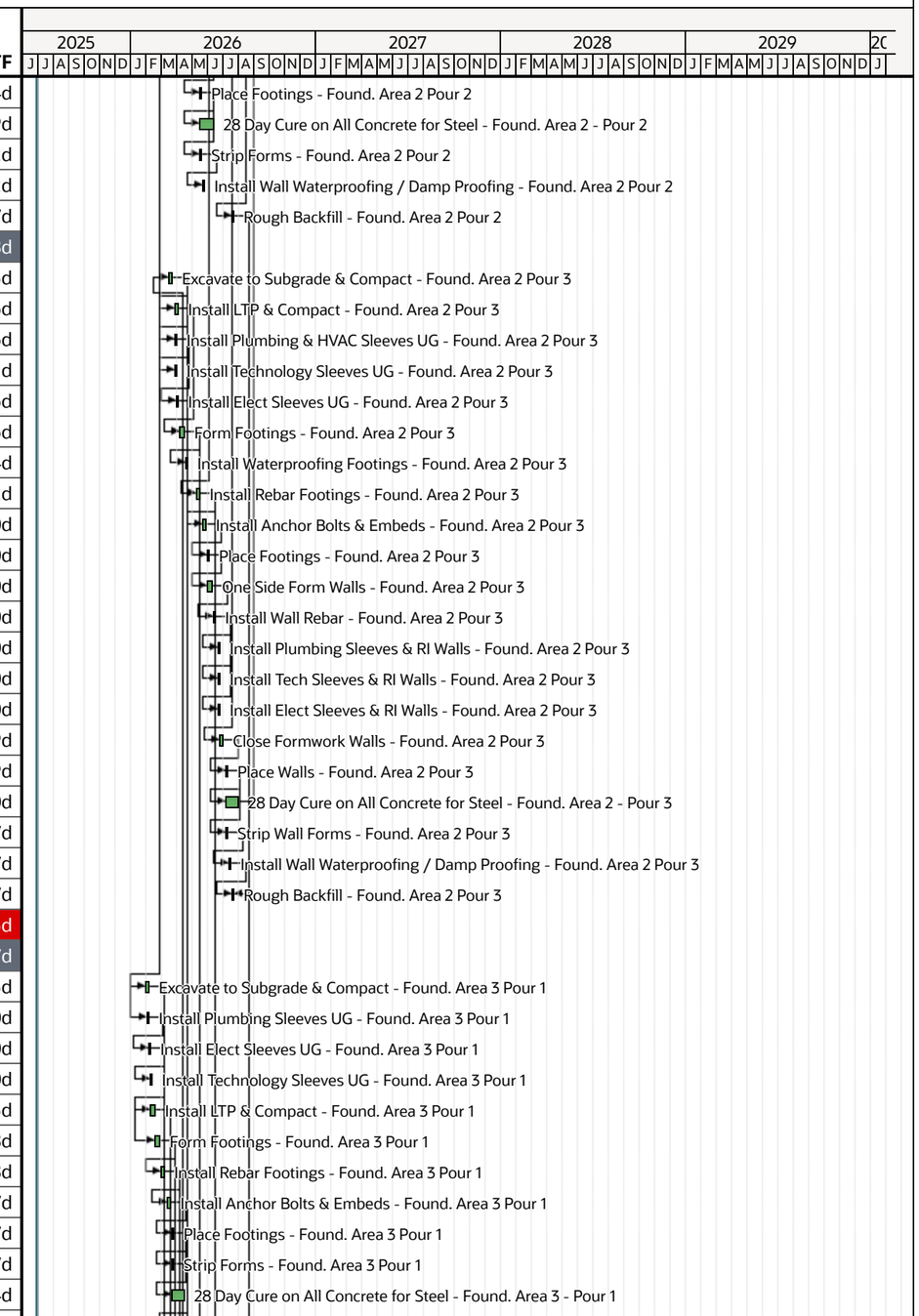

Project Start:
Data Date: 25-Jun-25
Planned Finish: 11-Jan-30
Date Printed: 28-Jul-25 09:57 a.m.
Printed By: Alex Melguizovski

Current
Progress
Critical
Milestones
Summary

Airside D - Tampa International Airport

ASD Development Program

Supp A Schedule

Date	Revision	Checked	Approved

HENSEL PHELPS
Plan. Build. Manage.

HP Project ID No. : 8023226

HCAA Package No. : 8500 23

Airside D - Tampa International Airport

	ID	Name	OD	Start	Finish	TF
361	GI-FS2320	Install Wall Waterproofing / Damp Proofing - Found. Area 3 Pour 1	2d	23-Mar-26	24-Mar-26	117d
362	GI-FS2330	Rough Backfill - Found. Area 3 Pour 1	5d	25-Mar-26	31-Mar-26	117d
363	Foundations - Area 3 Pour 2		56d	6-Feb-26	24-Apr-26	109d
364	GI-FS2340	Excavate to Subgrade & Compact - Found. Area 3 Pour 2	8d	6-Feb-26	17-Feb-26	3d
365	GI-FS2350	Install Plumbing Sleeves UG - Found. Area 3 Pour 2	3d	10-Feb-26	12-Feb-26	60d
366	GI-FS2360	Install Elect Sleeves UG - Found. Area 3 Pour 2	3d	13-Feb-26	17-Feb-26	60d
367	GI-FS2370	Install LTP & Compact - Found. Area 3 Pour 2	8d	18-Feb-26	27-Feb-26	5d
368	GI-FS2380	Install Technology Sleeves UG - Found. Area 3 Pour 2	3d	18-Feb-26	20-Feb-26	60d
369	GI-FS2390	Form Footings - Found. Area 3 Pour 2	8d	25-Feb-26	6-Mar-26	58d
370	GI-FS2400	Install Rebar Footings - Found. Area 3 Pour 2	8d	9-Mar-26	18-Mar-26	58d
371	GI-FS2410	Install Anchor Bolts & Embeds - Found. Area 3 Pour 2	6d	19-Mar-26	26-Mar-26	109d
372	GI-FS2420	Place Footings - Found. Area 3 Pour 2	1d	27-Mar-26	27-Mar-26	109d
373	GI-FS4510	28 Day Cure on All Concrete for Steel - Found. Area 3 - Pour 2	28d	28-Mar-26	24-Apr-26	154d
374	GI-FS2430	Strip Forms - Found. Area 3 Pour 2	3d	30-Mar-26	1-Apr-26	114d
375	GI-FS2440	Install Wall Waterproofing / Damp Proofing - Found. Area 3 Pour 2	2d	2-Apr-26	3-Apr-26	114d
376	GI-FS2450	Rough Backfill - Found. Area 3 Pour 2	5d	6-Apr-26	10-Apr-26	114d
377	Foundations - Area 3 Pour 3		72d	18-Feb-26	30-May-26	85d
378	GI-FS2460	Excavate to Subgrade & Compact - Found. Area 3 Pour 3	5d	18-Feb-26	24-Feb-26	3d
379	GI-FS2480	Install Technology Sleeves UG - Found. Area 3 Pour 3	3d	25-Feb-26	27-Feb-26	64d
380	GI-FS2470	Install Plumbing Sleeves UG - Found. Area 3 Pour 3	3d	25-Feb-26	27-Feb-26	61d
381	GI-FS2490	Install LTP & Compact - Found. Area 3 Pour 3	5d	2-Mar-26	6-Mar-26	5d
382	GI-FS2500	Install Elect Sleeves UG - Found. Area 3 Pour 3	3d	2-Mar-26	4-Mar-26	61d
383	GI-FS2510	Form Footings - Found. Area 3 Pour 3	5d	9-Mar-26	13-Mar-26	59d
384	GI-FS2520	Install Waterproofing Footings - Found. Area 3 Pour 3	2d	16-Mar-26	17-Mar-26	59d
385	GI-FS2530	Install Rebar Footings - Found. Area 3 Pour 3	8d	19-Mar-26	30-Mar-26	58d
386	GI-FS2540	Install Anchor Bolts & Embeds Footings - Found. Area 3 Pour 3	5d	31-Mar-26	6-Apr-26	58d
387	GI-FS2550	Place Footings - Found. Area 3 Pour 3	1d	7-Apr-26	7-Apr-26	58d
388	GI-FS2560	One Side Form Walls & Turn Down - Found. Area 3 Pour 3	5d	8-Apr-26	14-Apr-26	58d
389	GI-FS2570	Install Wall & Turn Down Rebar - Found. Area 3 Pour 3	5d	15-Apr-26	21-Apr-26	58d
390	GI-FS2580	Install Plumbing Sleeves & RI Walls - Found. Area 3 Pour 3	1d	22-Apr-26	22-Apr-26	84d
391	GI-FS2590	Install Tech Sleeves & RI Walls - Found. Area 3 Pour 3	1d	22-Apr-26	22-Apr-26	58d
392	GI-FS2600	Install Elect Sleeves & RI Walls - Found. Area 3 Pour 3	1d	22-Apr-26	22-Apr-26	84d
393	GI-FS2610	Close Formwork Walls & Turn Down - Found. Area 3 Pour 3	5d	23-Apr-26	29-Apr-26	84d
394	GI-FS2620	Place Walls & Turn Down - Found. Area 3 Pour 3	2d	30-Apr-26	1-May-26	84d
395	GI-FS4520	28 Day Cure on All Concrete for Steel - Found. Area 3 - Pour 3	28d	2-May-26	30-May-26	119d
396	GI-FS2630	Strip Wall & Turn Down Forms - Found. Area 3 Pour 3	4d	4-May-26	7-May-26	92d
397	GI-FS2640	Install Wall Waterproofing / Damp Proofing - Found. Area 3 Pour 3	3d	8-May-26	12-May-26	92d
398	GI-FS2650	Rough Backfill - Found. Area 3 Pour 3	5d	13-May-26	19-May-26	92d
399	Foundations - Area 4		106d	25-Feb-26	26-Jul-26	58d
400	Foundations - Area 4 - Pour 1		82d	25-Feb-26	20-Jun-26	82d

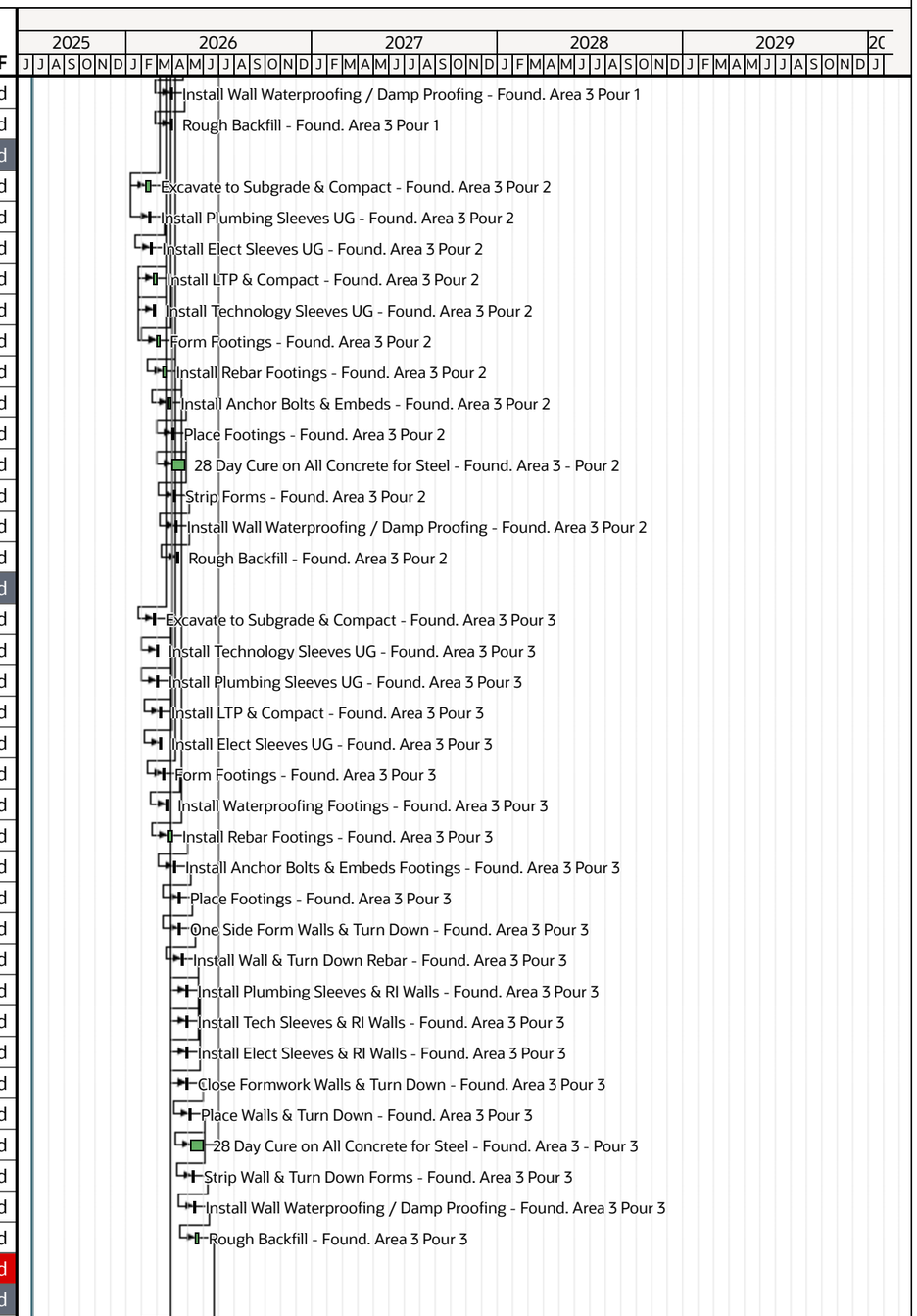

Project Start:
Data Date: 25-Jun-25
Planned Finish: 11-Jan-30
Date Printed: 28-Jul-25 09:57 a.m.
Printed By: Alex Melguizovski

Current
Progress
Critical
Milestones
Summary

Airside D - Tampa International Airport

ASD Development Program

Supp A Schedule

Date	Revision	Checked	Approved

HENSEL PHELPS
Plan. Build. Manage.

HP Project ID No. : 8023226

HCAA Package No. : 8500 23

Airside D - Tampa International Airport

	ID	Name	OD	Start	Finish	TF
401	GI-FS2660	Excavate to Subgrade & Compact - Found. Area 4 Pour 1	10d	25-Feb-26	10-Mar-26	3d
402	GI-FS2670	Install Plumbing Sleeves UG - Found. Area 4 Pour 1	5d	27-Feb-26	5-Mar-26	4d
403	GI-FS2680	Install Elect Sleeves UG - Found. Area 4 Pour 1	5d	6-Mar-26	12-Mar-26	4d
404	GI-FS2690	Install LTP & Compact - Found. Area 4 Pour 1	10d	11-Mar-26	24-Mar-26	3d
405	GI-FS2700	Install Technology Sleeves UG - Found. Area 4 Pour 1	2d	13-Mar-26	16-Mar-26	4d
406	GI-FS2710	Form Footings - Found. Area 4 Pour 1	8d	18-Mar-26	27-Mar-26	3d
407	GI-FS2720	Install Waterproofing Footings - Found. Area 4 Pour 1	3d	30-Mar-26	1-Apr-26	3d
408	GI-FS2730	Install Rebar Footings - Found. Area 4 Pour 1	8d	2-Apr-26	13-Apr-26	3d
409	GI-FS2740	Install Anchor Bolts & Embeds - Found. Area 4 Pour 1	5d	14-Apr-26	20-Apr-26	3d
410	GI-FS2750	Place Footings - Found. Area 4 Pour 1	1d	21-Apr-26	21-Apr-26	30d
411	GI-FS2760	One Side Form Walls & Turn Down - Found. Area 4 Pour 1	8d	22-Apr-26	1-May-26	30d
412	GI-FS2770	Install Wall & Turn Down Rebar - Found. Area 4 Pour 1	5d	4-May-26	8-May-26	30d
413	GI-FS2780	Install Plumbing Sleeves & RI Walls & Turn Down - Found. Area 4 Pour 1	3d	11-May-26	13-May-26	30d
414	GI-FS2800	Install Elect Sleeves & RI Walls & Turn Down - Found. Area 4 Pour 1	3d	11-May-26	13-May-26	30d
415	GI-FS2790	Install Tech Sleeves & RI Walls & Turn Down - Found. Area 4 Pour 1	3d	11-May-26	13-May-26	30d
416	GI-FS2810	Close Formwork Walls & Turn Down - Found. Area 4 Pour 1	5d	14-May-26	20-May-26	30d
417	GI-FS2820	Place Walls & Turn Down - Found. Area 4 Pour 1	2d	21-May-26	22-May-26	30d
418	GI-FS4530	28 Day Cure on All Concrete for Steel - Found. Area 4 - Pour 1	28d	23-May-26	20-Jun-26	114d
419	GI-FS2830	Strip Wall & Turn Down Forms - Found. Area 4 Pour 1	1d	26-May-26	26-May-26	30d
420	GI-FS2840	Install Wall Waterproofing / Damp Proofing - Found. Area 4 Pour 1	2d	27-May-26	28-May-26	30d
421	GI-FS2850	Rough Backfill - Found. Area 4 Pour 1	10d	29-May-26	11-Jun-26	30d
422	Foundations - Area 4 - Pour 2		76d	11-Mar-26	25-Jun-26	78d
423	GI-FS2860	Excavate to Subgrade & Compact - Found. Area 4 Pour 2	8d	11-Mar-26	20-Mar-26	8d
424	GI-FS2870	Install Plumbing Sleeves UG - Found. Area 4 Pour 2	3d	13-Mar-26	17-Mar-26	13d
425	GI-FS2880	Install Elect Sleeves UG - Found. Area 4 Pour 2	3d	18-Mar-26	20-Mar-26	13d
426	GI-FS2890	Install LTP & Compact - Found. Area 4 Pour 2	8d	23-Mar-26	1-Apr-26	11d
427	GI-FS2900	Install Technology Sleeves UG - Found. Area 4 Pour 2	3d	23-Mar-26	25-Mar-26	13d
428	GI-FS2910	Form Footings - Found. Area 4 Pour 2	5d	30-Mar-26	3-Apr-26	11d
429	GI-FS2920	Install Rebar Footings - Found. Area 4 Pour 2	8d	21-Apr-26	30-Apr-26	3d
430	GI-FS2930	Install Anchor Bolts & Embeds - Found. Area 4 Pour 2	6d	1-May-26	8-May-26	7d
431	GI-FS2940	Place Footings - Found. Area 4 Pour 2	1d	11-May-26	11-May-26	73d
432	GI-FS4540	28 Day Cure on All Concrete for Steel - Found. Area 4 - Pour 2	28d	12-May-26	9-Jun-26	125d
433	GI-FS2950	Strip Forms - Found. Area 4 Pour 2	3d	12-May-26	14-May-26	73d
434	GI-FS2960	Install Wall Waterproofing / Damp Proofing - Found. Area 4 Pour 2	2d	15-May-26	18-May-26	73d
435	GI-FS2970	Rough Backfill - Found. Area 4 Pour 2	10d	12-Jun-26	25-Jun-26	56d
436	Foundations - Area 4 - Pour 3		88d	23-Mar-26	26-Jul-26	58d
437	GI-FS2980	Excavate to Subgrade & Compact - Found. Area 4 Pour 3	8d	23-Mar-26	1-Apr-26	8d
438	GI-FS2990	Install Plumbing Sleeves UG - Found. Area 4 Pour 3	3d	25-Mar-26	27-Mar-26	10d
439	GI-FS3000	Install Elect Sleeves UG - Found. Area 4 Pour 3	3d	30-Mar-26	1-Apr-26	10d
440	GI-FS3020	Install Technology Sleeves UG - Found. Area 4 Pour 3	3d	2-Apr-26	6-Apr-26	10d

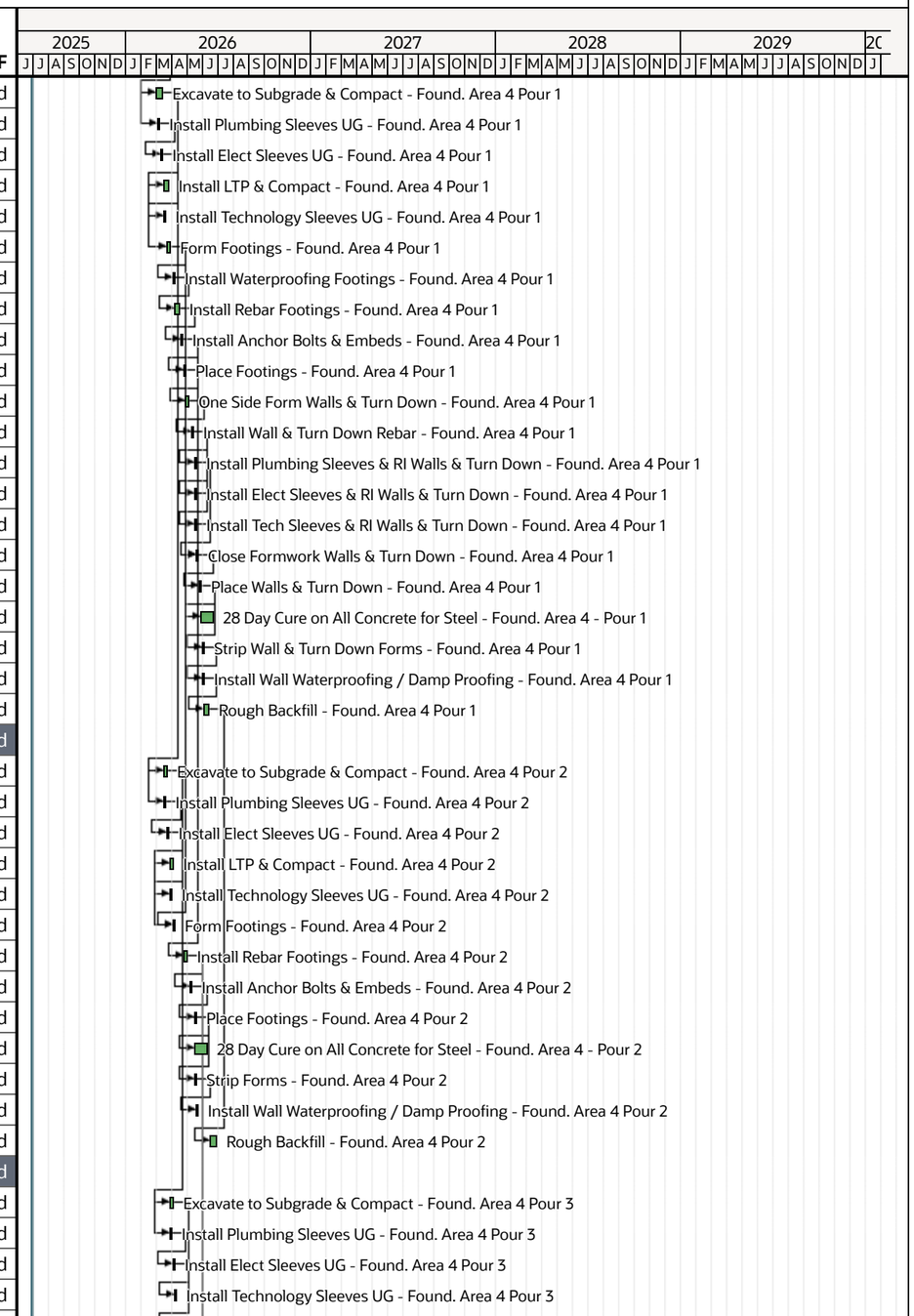

Project Start:
Data Date: 25-Jun-25
Planned Finish: 11-Jan-30
Date Printed: 28-Jul-25 09:57 a.m.
Printed By: Alex Melguizovski

Current
Progress
Critical
Milestones
Summary

Airside D - Tampa International Airport

ASD Development Program

Supp A Schedule

Date	Revision	Checked	Approved

HENSEL PHELPS
Plan. Build. Manage.

HP Project ID No. : 8023226

HCAA Package No. : 8500 23

Airside D - Tampa International Airport

ID	Name	OD	Start	Finish	TF
441	GI-FS3010 Install LTP & Compact - Found. Area 4 Pour 3	8d	2-Apr-26	13-Apr-26	8d
442	GI-FS3030 Form Footings & Turndown - Found. Area 4 Pour 3	8d	9-Apr-26	20-Apr-26	8d
443	GI-FS3040 Install Waterproofing Footings - Found. Area 4 Pour 3	3d	21-Apr-26	23-Apr-26	8d
444	GI-FS3050 Install Rebar Footings & Turndown - Found. Area 4 Pour 3	10d	1-May-26	14-May-26	3d
445	GI-FS3060 Install Anchor Bolts & Embeds - Found. Area 4 Pour 3	8d	15-May-26	27-May-26	3d
446	GI-FS3070 Place Footings & Turndown - Found. Area 4 Pour 3	1d	28-May-26	28-May-26	3d
447	GI-FS3080 One Side Form Walls - Found. Area 4 Pour 3	5d	29-May-26	4-Jun-26	3d
448	GI-FS3090 Install Wall Rebar - Found. Area 4 Pour 3	5d	5-Jun-26	11-Jun-26	3d
449	GI-FS3100 Install Plumbing Sleeves & RI Walls - Found. Area 4 Pour 3	2d	12-Jun-26	15-Jun-26	50d
450	GI-FS3110 Install Tech Sleeves & RI Walls - Found. Area 4 Pour 3	2d	12-Jun-26	15-Jun-26	3d
451	GI-FS3120 Install Elect Sleeves & RI Walls - Found. Area 4 Pour 3	2d	12-Jun-26	15-Jun-26	50d
452	GI-FS3130 Close Formwork Walls - Found. Area 4 Pour 3	8d	16-Jun-26	25-Jun-26	50d
453	GI-FS3140 Place Walls - Found. Area 4 Pour 3	1d	26-Jun-26	26-Jun-26	50d
454	GI-FS4550 28 Day Cure on All Concrete for Steel - Found. Area 4 - Pour 3	28d	27-Jun-26	26-Jul-26	80d
455	GI-FS3150 Strip Wall Forms - Found. Area 4 Pour 3	3d	29-Jun-26	1-Jul-26	50d
456	GI-FS3160 Install Wall Waterproofing / Damp Proofing - Found. Area 4 Pour 3	2d	2-Jul-26	6-Jul-26	50d
457	GI-FS3170 Found. Area 4 - Rough Backfill - Found. Area 4 Pour 3	10d	7-Jul-26	20-Jul-26	50d
458	Foundations - Area 5	135d	23-Mar-26	30-Sep-26	25d
459	Foundations - Area 5 - Pour 1	88d	23-Mar-26	25-Jul-26	72d
460	GI-FS3180 Excavate to Subgrade & Compact - Found. Area 5 Pour 1	8d	23-Mar-26	1-Apr-26	3d
461	GI-FS3190 Install Plumbing Sleeves UG - Found. Area 5 Pour 1	3d	25-Mar-26	27-Mar-26	10d
462	GI-FS3200 Install Elect Sleeves UG - Found. Area 5 Pour 1	5d	30-Mar-26	3-Apr-26	10d
463	GI-FS3210 Install LTP & Compact - Found. Area 5 Pour 1	8d	2-Apr-26	13-Apr-26	10d
464	GI-FS3220 Install Technology Sleeves UG - Found. Area 5 Pour 1	3d	6-Apr-26	8-Apr-26	10d
465	GI-FS3230 Form Footings - Found. Area 5Pour 1	8d	9-Apr-26	20-Apr-26	10d
466	GI-FS3240 Install Waterproofing Footings - Found. Area 5 Pour 1	2d	21-Apr-26	22-Apr-26	13d
467	GI-FS3250 Install Rebar Footings - Found. Area 5 Pour 1	10d	23-Apr-26	6-May-26	13d
468	GI-FS3260 Install Anchor Bolts & Embeds - Found. Area 5 Pour 1	8d	7-May-26	18-May-26	41d
469	GI-FS3270 Place Footings - Found. Area 5 Pour 1	1d	19-May-26	19-May-26	41d
470	GI-FS3280 One Side Form Walls - Found. Area 5 Pour 1	5d	20-May-26	27-May-26	41d
471	GI-FS3290 Install Wall Rebar - Found. Area 5 Pour 1	10d	28-May-26	10-Jun-26	41d
472	GI-FS3300 Install Plumbing Sleeves & RI Walls - Found. Area 5 Pour 1	4d	11-Jun-26	16-Jun-26	43d
473	GI-FS3320 Install Elect Sleeves & RI Walls - Found. Area 5 Pour 1	4d	11-Jun-26	16-Jun-26	43d
474	GI-FS3310 Install Tech Sleeves & RI Walls - Found. Area 5 Pour 1	4d	11-Jun-26	16-Jun-26	43d
475	GI-FS3330 Close Formwork Walls - Found. Area 5 Pour 1	6d	17-Jun-26	24-Jun-26	43d
476	GI-FS3340 Place Walls - Found. Area 5 Pour 1	1d	25-Jun-26	25-Jun-26	46d
477	GI-FS3350 Strip Wall Forms - Found. Area 5 Pour 1	2d	26-Jun-26	29-Jun-26	46d
478	GI-FS4560 28 Day Cure on All Concrete for Steel - Found. Area 5 - Pour 1	28d	26-Jun-26	25-Jul-26	101d
479	GI-FS3360 Install Wall Waterproofing / Damp Proofing - Found. Area 5 Pour 1	2d	30-Jun-26	1-Jul-26	46d
480	GI-FS3370 Rough Backfill - Found. Area 5 Pour 1	5d	2-Jul-26	9-Jul-26	46d



Project Start:
Data Date: 25-Jun-25
Planned Finish: 11-Jan-30
Date Printed: 28-Jul-25 09:57 a.m.
Printed By: Alex Melguizovski

Current
Progress
Critical
Milestones
Summary

Airside D - Tampa International Airport

ASD Development Program

Supp A Schedule

Date	Revision	Checked	Approved

HENSEL PHELPS
Plan. Build. Manage.

HP Project ID No. : 8023226

HCAA Package No. : 8500 23

Airside D - Tampa International Airport

	ID	Name	OD	Start	Finish	TF
481	Foundations - Area 5 - Pour 2		98d	2-Apr-26	19-Aug-26	54d
482	GI-FS3380	Excavate to Subgrade & Compact - Found. Area 5 Pour 2	15d	2-Apr-26	22-Apr-26	3d
483	GI-FS3390	Install Plumbing Sleeves UG - Found. Area 5 Pour 2	5d	6-Apr-26	10-Apr-26	6d
484	GI-FS3400	Install Elect Sleeves - Found. Area 5 UG Pour 2	5d	13-Apr-26	17-Apr-26	6d
485	GI-FS3410	Install Technology Sleeves UG - Found. Area 5 Pour 2	5d	20-Apr-26	24-Apr-26	6d
486	GI-FS3420	Install LTP & Compact - Found. Area 5 Pour 2	10d	23-Apr-26	6-May-26	3d
487	GI-FS3430	Form Footings - Found. Area 5 Pour 2	10d	30-Apr-26	13-May-26	3d
488	GI-FS3440	Install Waterproofing Footings - Found. Area 5 Pour 2	5d	14-May-26	20-May-26	3d
489	GI-FS3450	Install Rebar Footings - Found. Area 5 Pour 2	12d	21-May-26	8-Jun-26	3d
490	GI-FS3460	Install Anchor Bolts & Embeds - Found. Area 5 Pour 2	6d	9-Jun-26	16-Jun-26	31d
491	GI-FS3470	Place Footings - Found. Area 5 Pour 2	1d	17-Jun-26	17-Jun-26	31d
492	GI-FS3480	One Side Form Walls - Found. Area 5 Pour 2	5d	18-Jun-26	24-Jun-26	31d
493	GI-FS3490	Install Wall Rebar - Found. Area 5 Pour 2	8d	25-Jun-26	7-Jul-26	31d
494	GI-FS3510	Install Tech Sleeves & RI Walls - Found. Area 5 Pour 2	4d	8-Jul-26	13-Jul-26	31d
495	GI-FS3500	Install Plumbing Sleeves & RI Walls - Found. Area 5 Pour 2	4d	8-Jul-26	13-Jul-26	31d
496	GI-FS3520	Install Elect Sleeves & RI Walls - Found. Area 5 Pour 2	4d	8-Jul-26	13-Jul-26	31d
497	GI-FS3530	Close Formwork Walls - Found. Area 5 Pour 2	6d	14-Jul-26	21-Jul-26	31d
498	GI-FS3540	Place Walls - Found. Area 5 Pour 2	1d	22-Jul-26	22-Jul-26	31d
499	GI-FS3550	Strip Wall Forms - Found. Area 5 Pour 2	3d	23-Jul-26	27-Jul-26	31d
500	GI-FS4570	28 Day Cure on All Concrete for Steel - Found. Area 5 - Pour 2	28d	23-Jul-26	19-Aug-26	76d
501	GI-FS3560	Install Wall Waterproofing / Damp Proofing - Found. Area 5 Pour 2	3d	28-Jul-26	30-Jul-26	31d
502	GI-FS3570	Rough Backfill - Found. Area 5 Pour 2	5d	31-Jul-26	6-Aug-26	31d
503	Foundations - Area 5 - Pour 3		112d	23-Apr-26	30-Sep-26	25d
504	GI-FS3580	Excavate to Subgrade & Compact - Found. Area 5 Pour 3	8d	23-Apr-26	4-May-26	4d
505	GI-FS3590	Install Plumbing Sleeves UG - Found. Area 5 Pour 3	3d	27-Apr-26	29-Apr-26	9d
506	GI-FS3600	Install Elect Sleeves UG - Found. Area 5 Pour 3	3d	30-Apr-26	4-May-26	9d
507	GI-FS3620	Install Technology Sleeves UG - Found. Area 5 Pour 3	3d	5-May-26	7-May-26	9d
508	GI-FS3610	Install LTP & Compact - Found. Area 5 Pour 3	8d	5-May-26	14-May-26	4d
509	GI-FS3630	Form Footings - Found. Area 5 Pour 3	12d	15-May-26	2-Jun-26	4d
510	GI-FS3640	Install Waterproofing Footings - Found. Area 5 Pour 3	3d	3-Jun-26	5-Jun-26	4d
511	GI-FS3650	Install Rebar Footings - Found. Area 5 Pour 3	14d	9-Jun-26	26-Jun-26	3d
512	GI-FS3660	Install Anchor Bolts & Embeds - Found. Area 5 Pour 3	6d	29-Jun-26	7-Jul-26	3d
513	GI-FS3670	Place Footings - Found. Area 5 Pour 3	1d	8-Jul-26	8-Jul-26	3d
514	GI-FS3680	One Side Form Walls - Found. Area 5 Pour 3	10d	9-Jul-26	22-Jul-26	3d
515	GI-FS3690	Install Wall Rebar - Found. Area 5 Pour 3	18d	23-Jul-26	17-Aug-26	3d
516	GI-FS3700	Install Plumbing Sleeves & RI Walls - Found. Area 5 Pour 3	4d	18-Aug-26	21-Aug-26	3d
517	GI-FS3710	Install Tech Sleeves & RI Walls - Found. Area 5 Pour 3	4d	18-Aug-26	21-Aug-26	3d
518	GI-FS3720	Install Elect Sleeves & RI Walls - Found. Area 5 Pour 3	4d	18-Aug-26	21-Aug-26	3d
519	GI-FS3730	Close Formwork Walls - Found. Area 5 Pour 3	6d	24-Aug-26	31-Aug-26	3d
520	GI-FS3740	Place Walls - Found. Area 5 Pour 3	1d	1-Sep-26	1-Sep-26	3d

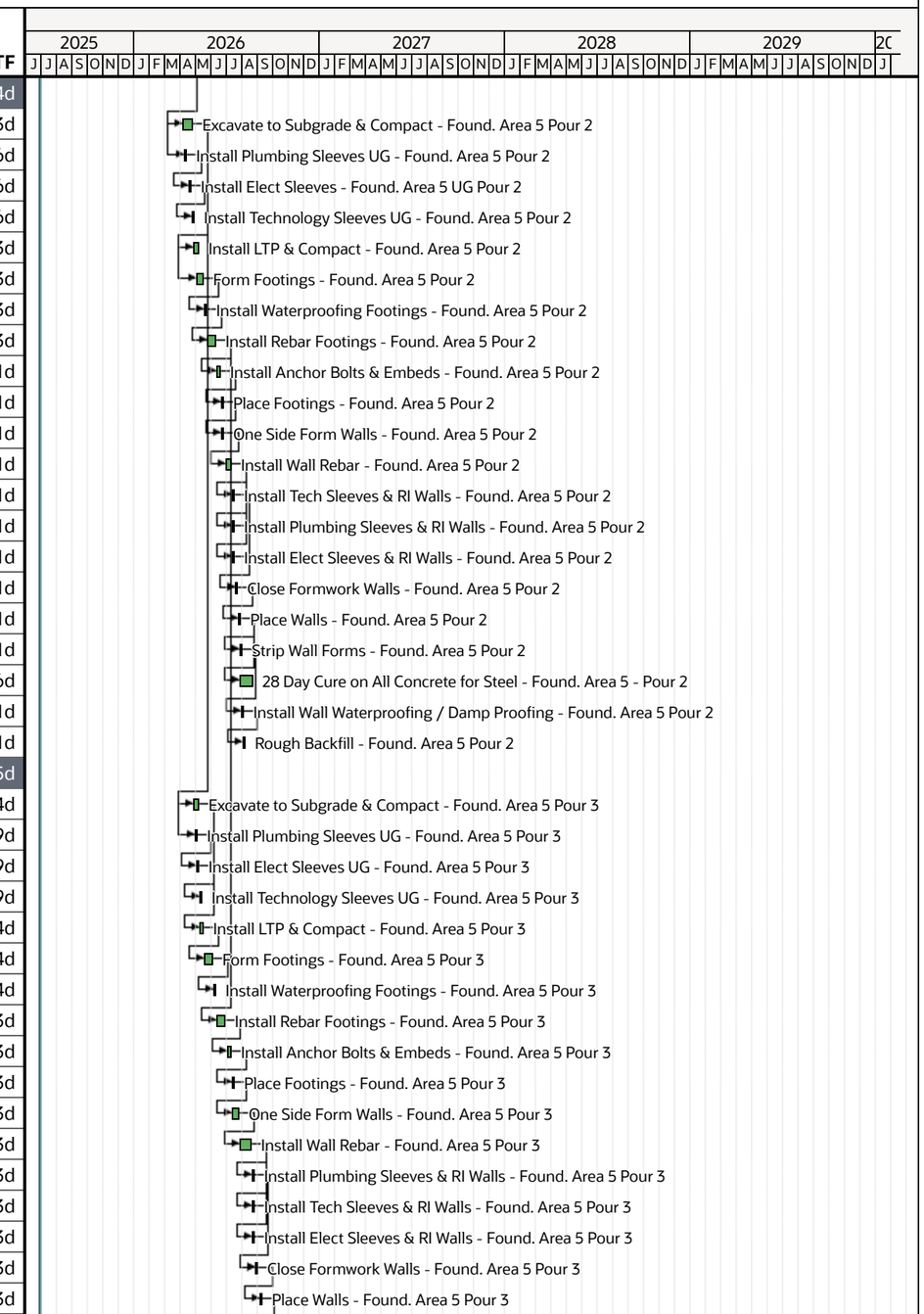

Project Start:
Data Date: 25-Jun-25
Planned Finish: 11-Jan-30
Date Printed: 28-Jul-25 09:57 a.m.
Printed By: Alex Melguizovski

Current
Progress
Critical
Milestones
Summary

Airside D - Tampa International Airport

ASD Development Program

Supp A Schedule

Date	Revision	Checked	Approved

HENSEL PHELPS
Plan. Build. Manage.

HP Project ID No. : 8023226

HCAA Package No. : 8500 23

Airside D - Tampa International Airport

	ID	Name	OD	Start	Finish	TF
521	GI-FS4580	28 Day Cure on All Concrete for Steel - Found. Area 5 - Pour 1	28d	2-Sep-26	30-Sep-26	35d
522	GI-FS3750	Strip Wall Forms - Found. Area 5 Pour 3	5d	2-Sep-26	9-Sep-26	3d
523	GI-FS3760	Install Wall Waterproofing / Damp Proofing - Found. Area 5 Pour 3	5d	10-Sep-26	16-Sep-26	3d
524	GI-FS3770	Rough Backfill - Found. Area 5 Pour 3	5d	17-Sep-26	23-Sep-26	3d
525	Foundations - Area 6		102d	23-Mar-26	13-Aug-26	75d
526	Foundations - Area 6 - Pour 1		78d	23-Mar-26	12-Jul-26	99d
527	GI-FS3780	Excavate to Subgrade & Compact - Found. Area 6 Pour 1	10d	23-Mar-26	3-Apr-26	17d
528	GI-FS3790	Install Plumbing Sleeves UG - Found. Area 6 Pour 1	3d	25-Mar-26	27-Mar-26	21d
529	GI-FS3800	Install Elect Sleeves UG - Found. Area 6 Pour 1	3d	30-Mar-26	1-Apr-26	21d
530	GI-FS3810	Install Technology Sleeves UG - Found. Area 6 Pour 1	3d	2-Apr-26	6-Apr-26	21d
531	GI-FS3820	Install LTP & Compact - Found. Area 6 Pour 1	10d	6-Apr-26	17-Apr-26	17d
532	GI-FS3830	Form Footings - Found. Area 6 Pour 1	15d	14-Apr-26	4-May-26	16d
533	GI-FS3840	Install Rebar Footings - Found. Area 6 Pour 1	10d	18-May-26	1-Jun-26	22d
534	GI-FS3850	Install Anchor Bolts & Embeds - Found. Area 6 Pour 1	8d	2-Jun-26	11-Jun-26	28d
535	GI-FS3860	Place Footings - Found. Area 6 Pour 1	1d	12-Jun-26	12-Jun-26	28d
536	GI-FS4590	28 Day Cure on All Concrete for Steel - Found. Area 6 - Pour 1	28d	13-Jun-26	12-Jul-26	138d
537	GI-FS3870	Strip Forms - Found. Area 6 Pour 1	5d	15-Jun-26	19-Jun-26	28d
538	GI-FS3880	Install Wall Water Proofing / Damp Proofing - Found. Area 6 Pour 1	2d	22-Jun-26	23-Jun-26	28d
539	GI-FS3890	Rough Backfill - Found. Area 6 Pour 1	10d	24-Jun-26	8-Jul-26	28d
540	Foundations - Area 6 - Pour 2		76d	6-Apr-26	22-Jul-26	91d
541	GI-FS3900	Excavate to Subgrade & Compact - Found. Area 6 Pour 2	10d	6-Apr-26	17-Apr-26	20d
542	GI-FS3910	Install Plumbing Sleeves UG - Found. Area 6 Pour 2	3d	8-Apr-26	10-Apr-26	26d
543	GI-FS3920	Install Elect Sleeves UG - Found. Area 6 Pour 2	3d	13-Apr-26	15-Apr-26	26d
544	GI-FS3930	Install Technology Sleeves UG - Found. Area 6 Pour 2	3d	16-Apr-26	20-Apr-26	26d
545	GI-FS3940	Install LTP & Compact - Found. Area 6 Pour 2	10d	20-Apr-26	1-May-26	20d
546	GI-FS3950	Form Footings - Found. Area 6 Pour 2	8d	5-May-26	14-May-26	16d
547	GI-FS3960	Install Rebar Footings - Found. Area 6 Pour 2	8d	2-Jun-26	11-Jun-26	22d
548	GI-FS3970	Install Anchor Bolts & Embeds - Found. Area 6 Pour 2	6d	12-Jun-26	19-Jun-26	33d
549	GI-FS3980	Place Footings - Found. Area 6 Pour 2	1d	22-Jun-26	22-Jun-26	33d
550	GI-FS4600	28 Day Cure on All Concrete for Steel - Found. Area 6 - Pour 2	28d	23-Jun-26	22-Jul-26	128d
551	GI-FS3990	Strip Forms - Found. Area 6 Pour 2	4d	23-Jun-26	26-Jun-26	33d
552	GI-FS4000	Install Wall Water Proofing / Damp Proofing - Found. Area 6 Pour 2	2d	29-Jun-26	30-Jun-26	33d
553	GI-FS4010	Rough Backfill - Found. Area 6 Pour 2	10d	9-Jul-26	22-Jul-26	28d
554	Foundations - Area 6 - Pour 3		82d	20-Apr-26	13-Aug-26	75d
555	GI-FS4020	Excavate to Subgrade & Compact - Found. Area 6 Pour 3	8d	20-Apr-26	29-Apr-26	21d
556	GI-FS4030	Install Plumbing Sleeves UG - Found. Area 6 Pour 3	4d	22-Apr-26	28-Apr-26	21d
557	GI-FS4040	Install Elect Sleeves UG - Found. Area 6Pour 3	4d	28-Apr-26	4-May-26	21d
558	GI-FS4060	Install LTP & Compact - Found. Area 6 Pour 3	10d	4-May-26	15-May-26	20d
559	GI-FS4050	Install Technology Sleeves UG - Found. Area 6 Pour 3	4d	4-May-26	8-May-26	21d
560	GI-FS4070	Form Turn Down - Found. Area 6 Pour 3	10d	15-May-26	29-May-26	16d



Project Start:
Data Date: 25-Jun-25
Planned Finish: 11-Jan-30
Date Printed: 28-Jul-25 09:57 a.m.
Printed By: Alex Melguizovski

Current
Progress
Critical
Milestones
Summary

Airside D - Tampa International Airport

ASD Development Program

Supp A Schedule

Date	Revision	Checked	Approved

HENSEL PHELPS
Plan. Build. Manage.

HP Project ID No. : 8023226

HCAA Package No. : 8500 23

Airside D - Tampa International Airport

	ID	Name	OD	Start	Finish	TF
561	GI-FS4080	Install Rebar Turn Down - Found. Area 6 Pour 3	10d	12-Jun-26	25-Jun-26	22d
562	GI-FS4090	Install Embeds - Found. Area 6 Pour 3	10d	26-Jun-26	10-Jul-26	22d
563	GI-FS4100	Place Turndown - Found. Area 6 Pour 3	2d	13-Jul-26	14-Jul-26	22d
564	GI-FS4110	Strip Forms - Found. Area 6 Pour 3	8d	15-Jul-26	24-Jul-26	22d
565	GI-FS4610	28 Day Cure on All Concrete for Steel - Found. Area 6 - Pour 3	28d	15-Jul-26	11-Aug-26	108d
566	GI-FS4120	Install Wall Water Proofing / Damp Proofing - Found. Area 6 Pour 3	4d	27-Jul-26	30-Jul-26	22d
567	GI-FS4130	Rough Backfill - Found. Area 6 Pour 3	10d	31-Jul-26	13-Aug-26	22d
568	Foundations - Area 6 -1 Cooling Tower		90d	30-Apr-26	4-Sep-26	16d
569	Foundations - Area 6 -1 Cooling Tower		90d	30-Apr-26	4-Sep-26	16d
570	GI-FS4140	Excavate to Subgrade & Compact - Found. Area 6 -1 Cooling Tower	10d	30-Apr-26	13-May-26	22d
571	GI-FS4150	Install Plumbing Sleeves UG - Found. Area 6 -1 Cooling Tower	10d	4-May-26	15-May-26	25d
572	GI-FS4170	Install Elect Sleeves UG - Found. Area 6 -1 Cooling Tower	10d	18-May-26	1-Jun-26	25d
573	GI-FS4160	Install LTP & Compact - Found. Area 6 -1 Cooling Tower	10d	18-May-26	1-Jun-26	20d
574	GI-FS4180	Form Footings - Found. Area 6 -1 Cooling Tower	15d	1-Jun-26	19-Jun-26	16d
575	GI-FS4190	Install Technology Sleeves UG - Found. Area 6 -1 Cooling Tower	5d	2-Jun-26	8-Jun-26	25d
576	GI-FS4200	Install Rebar Footings - Found. Area 6 -1 Cooling Tower	20d	22-Jun-26	20-Jul-26	16d
577	GI-FS4210	Install Anchor Bolts & Embeds - Found. Area 6 -1 Cooling Tower	10d	21-Jul-26	3-Aug-26	16d
578	GI-FS4220	Place Footings - Found. Area 6 -1 Cooling Tower	2d	4-Aug-26	5-Aug-26	16d
579	GI-FS4230	Strip Forms - Found. Area 6 -1 Cooling Tower	8d	6-Aug-26	17-Aug-26	16d
580	GI-FS4240	Install Wall Water Proofing / Damp Proofing - Found. Area 6 -1 Cooling Tower	4d	18-Aug-26	21-Aug-26	16d
581	GI-FS4250	Rough Backfill - Found. Area 6 -1 Cooling Tower	10d	24-Aug-26	4-Sep-26	16d
582	Foundations - Patch / Finish / Protect		113d	7-May-26	15-Oct-26	3d
583	GI-FS4260	Found. Area 1 - Patch / Finish / Protect Foundations	15d	7-May-26	28-May-26	101d
584	GI-FS4270	Found.Area 3 - Patch / Finish / Protect Foundations	15d	20-May-26	10-Jun-26	92d
585	GI-FS4280	Found. Area 2 - Patch / Finish / Protect Foundations	15d	21-Jul-26	10-Aug-26	50d
586	GI-FS4300	Found. Area 4 - Patch / Finish / Protect Foundations	15d	21-Jul-26	10-Aug-26	50d
587	GI-FS4290	Found. Area 6 - Patch / Finish / Protect Foundations	15d	14-Aug-26	3-Sep-26	32d
588	GI-FS4320	Found. Area 6-1 - Patch / Finish / Protect Foundations	15d	8-Sep-26	28-Sep-26	16d
589	GI-FS4310	Found. Area 5 - Patch / Finish / Protect Foundations	16d	24-Sep-26	15-Oct-26	3d
590	Deep Underground MEP - All Areas		193d	15-Jan-26	15-Oct-26	3d
591	GI-FS5410	Excavate - Deep UG Sanitary- Plumber - Area J	6d	15-Jan-26	22-Jan-26	3d
592	GI-FS5420	Install Pipe - Deep UG Sanitary - Plumber - Area J	5d	23-Jan-26	29-Jan-26	3d
593	GI-FS5430	Excavate - Deep UG LV Conduit - Low Voltage - Area F	7d	29-Jan-26	6-Feb-26	86d
594	GI-FS5440	Inspect - Deep UG Sanitary - Plumber - Area J	1d	30-Jan-26	30-Jan-26	3d
595	GI-FS5450	Backfill - Deep UG Sanitary - Plumber - Area J	2d	2-Feb-26	3-Feb-26	3d
596	GI-FS5460	Excavate - Deep UG Sanitary - Plumber - Area F1	5d	4-Feb-26	10-Feb-26	15d
597	GI-FS5470	Excavate - Deep UG Conduit - Electrical - Area 2	6d	4-Feb-26	11-Feb-26	3d
598	GI-FS5480	Install Conduit - Deep UG LV Conduit - Low Voltage - Area F	7d	9-Feb-26	17-Feb-26	86d
599	GI-FS5490	Install Pipe - Deep UG Sanitary - Plumber - Area F1	5d	11-Feb-26	17-Feb-26	15d
600	GI-FS5500	Install Conduit - Deep UG Conduit - Electrical - Area 2	14d	12-Feb-26	3-Mar-26	3d

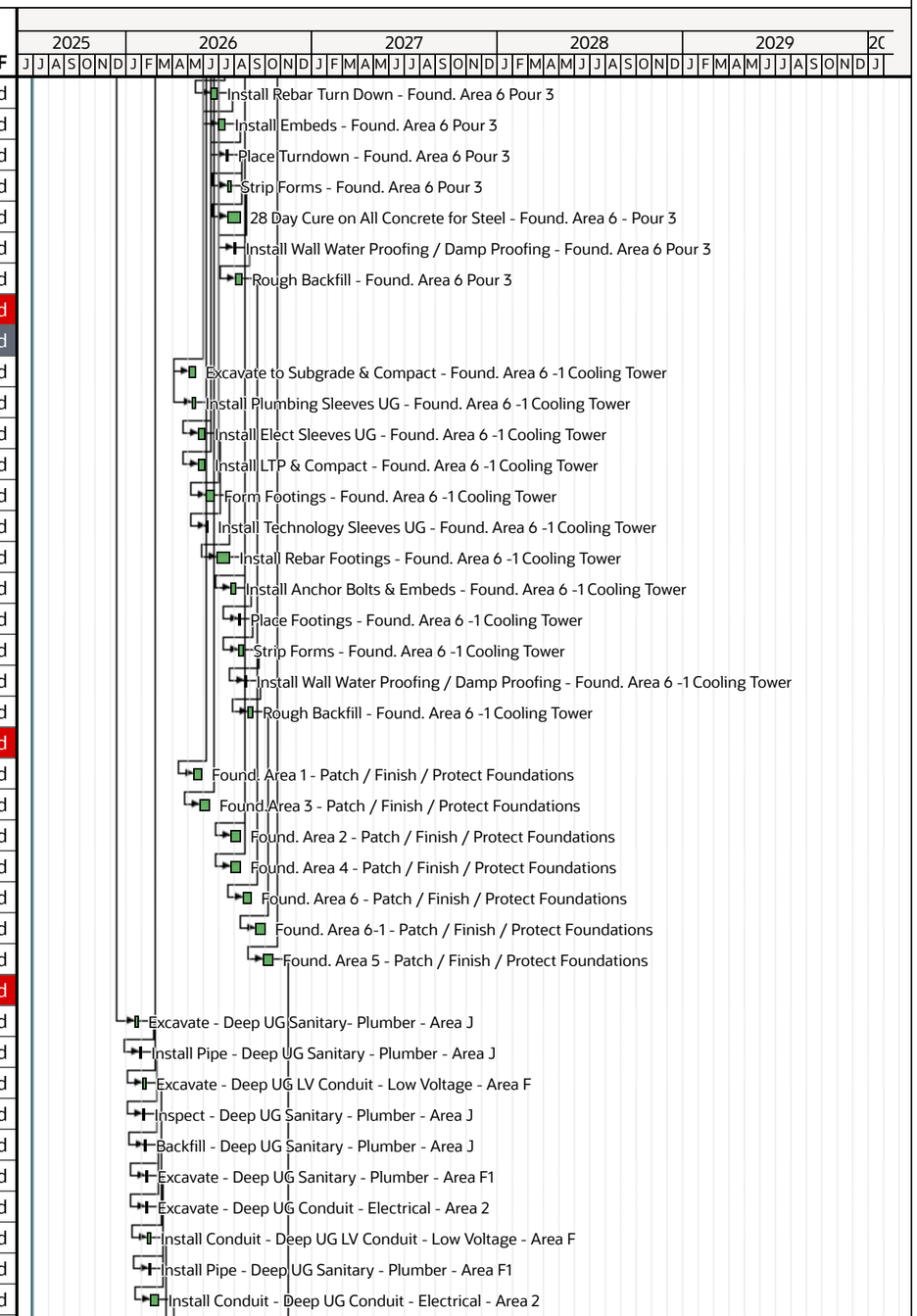

Project Start:
Data Date: 25-Jun-25
Planned Finish: 11-Jan-30
Date Printed: 28-Jul-25 09:57 a.m.
Printed By: Alex Melguizovski

Current
Progress
Critical
Milestones
Summary

Airside D - Tampa International Airport

ASD Development Program

Supp A Schedule

Date	Revision	Checked	Approved

HENSEL PHELPS
Plan. Build. Manage.

HP Project ID No. : 8023226

HCAA Package No. : 8500 23

Airside D - Tampa International Airport

	ID	Name	OD	Start	Finish	TF
601	GI-FS5510	Inspect - Deep UG Sanitary - Plumber - Area F1	1d	18-Feb-26	18-Feb-26	15d
602	GI-FS5520	Inspect - Deep UG LV Conduit - Low Voltage - Area F	1d	18-Feb-26	18-Feb-26	86d
603	GI-FS5530	Backfill - Deep UG Sanitary - Plumber - Area F1	2d	19-Feb-26	20-Feb-26	15d
604	GI-FS5540	Backfill - Deep UG LV Conduit - Low Voltage - Area F	8d	19-Feb-26	2-Mar-26	86d
605	GI-FS5550	Excavate - Deep UG Sanitary - Plumber - Area H	6d	23-Feb-26	2-Mar-26	49d
606	GI-FS5570	Install Pipe - Deep UG Sanitary - Plumber - Area H	5d	3-Mar-26	9-Mar-26	49d
607	GI-FS5560	Excavate - Deep UG LV Conduit - Low Voltage - Area H	5d	3-Mar-26	9-Mar-26	86d
608	GI-FS5580	Inspect - Deep UG Conduit - Electrical - Area 2	1d	4-Mar-26	4-Mar-26	3d
609	GI-FS5590	Backfill - Deep UG Conduit - Electrical - Area 2	4d	5-Mar-26	10-Mar-26	3d
610	GI-FS5600	Install Conduit - Deep UG LV Conduit - Low Voltage - Area H	4d	10-Mar-26	13-Mar-26	86d
611	GI-FS5610	Inspect - Deep UG Sanitary - Plumber - Area H	1d	10-Mar-26	10-Mar-26	49d
612	GI-FS5620	Excavate - Deep UG Conduit - Electrical - Area 3	5d	11-Mar-26	17-Mar-26	118d
613	GI-FS5630	Backfill - Deep UG Sanitary - Plumber - Area H	3d	11-Mar-26	13-Mar-26	49d
614	GI-FS5650	Excavate - Deep UG Sanitary - Plumber - Area E	7d	16-Mar-26	24-Mar-26	49d
615	GI-FS5640	Inspect - Deep UG LV Conduit - Low Voltage - Area H	1d	16-Mar-26	16-Mar-26	86d
616	GI-FS5660	Backfill - Deep UG LV Conduit - Low Voltage - Area H	5d	17-Mar-26	23-Mar-26	86d
617	GI-FS5670	Install Conduit - Deep UG Conduit - Electrical - Area 3	4d	18-Mar-26	23-Mar-26	118d
618	GI-FS5690	Excavate - Deep UG LV Conduit - Low Voltage - Area I	3d	24-Mar-26	26-Mar-26	86d
619	GI-FS5680	Inspect - Deep UG Conduit - Electrical - Area 3	1d	24-Mar-26	24-Mar-26	118d
620	GI-FS5700	Backfill - Deep UG Conduit - Electrical - Area 3	4d	25-Mar-26	30-Mar-26	118d
621	GI-FS5710	Install Pipe - Deep UG Sanitary - Plumber - Area E	7d	25-Mar-26	2-Apr-26	49d
622	GI-FS5720	Install Conduit - Deep UG LV Conduit - Low Voltage - Area I	2d	27-Mar-26	30-Mar-26	86d
623	GI-FS5730	Inspect - Deep UG LV Conduit - Low Voltage - Area I	1d	31-Mar-26	31-Mar-26	86d
624	GI-FS5740	Backfill - Deep UG LV Conduit - Low Voltage - Area I	3d	1-Apr-26	3-Apr-26	86d
625	GI-FS5750	Inspect - Deep UG Sanitary - Plumber - Area E	1d	3-Apr-26	3-Apr-26	49d
626	GI-FS5760	Excavate - Deep UG LV Conduit - Low Voltage - Area J	3d	6-Apr-26	8-Apr-26	92d
627	GI-FS5770	Backfill - Deep UG Sanitary - Plumber - Area E	2d	6-Apr-26	7-Apr-26	49d
628	GI-FS5780	Excavate - Deep UG Conduit - Electrical - Area 4	5d	8-Apr-26	14-Apr-26	49d
629	GI-FS5790	Excavate - Deep UG Sanitary - Plumber - Area F3	3d	8-Apr-26	10-Apr-26	90d
630	GI-FS5800	Install Conduit - Deep UG LV Conduit - Low Voltage - Area J	2d	9-Apr-26	10-Apr-26	92d
631	GI-FS5820	Install Pipe - Deep UG Sanitary - Plumber - Area F3	3d	13-Apr-26	15-Apr-26	90d
632	GI-FS5810	Inspect - Deep UG LV Conduit - Low Voltage - Area J	1d	13-Apr-26	13-Apr-26	92d
633	GI-FS5830	Backfill - Deep UG LV Conduit - Low Voltage - Area J	3d	14-Apr-26	16-Apr-26	92d
634	GI-FS5840	Install Conduit - Deep UG Conduit - Electrical - Area 4	5d	15-Apr-26	21-Apr-26	49d
635	GI-FS5850	Inspect - Deep UG Sanitary - Plumber - Area F3	1d	16-Apr-26	16-Apr-26	90d
636	GI-FS5860	Backfill - Deep UG Sanitary - Plumber - Area F3	1d	17-Apr-26	17-Apr-26	90d
637	GI-FS5870	Excavate - Deep UG LV Conduit - Low Voltage - Area L	6d	17-Apr-26	24-Apr-26	92d
638	GI-FS5880	Excavate - Deep UG Sanitary - Plumber - Area D	7d	20-Apr-26	28-Apr-26	90d
639	GI-FS5890	Inspect - Deep UG Conduit - Electrical - Area 4	1d	22-Apr-26	22-Apr-26	49d
640	GI-FS5900	Backfill - Deep UG Conduit - Electrical - Area 4	3d	23-Apr-26	27-Apr-26	49d

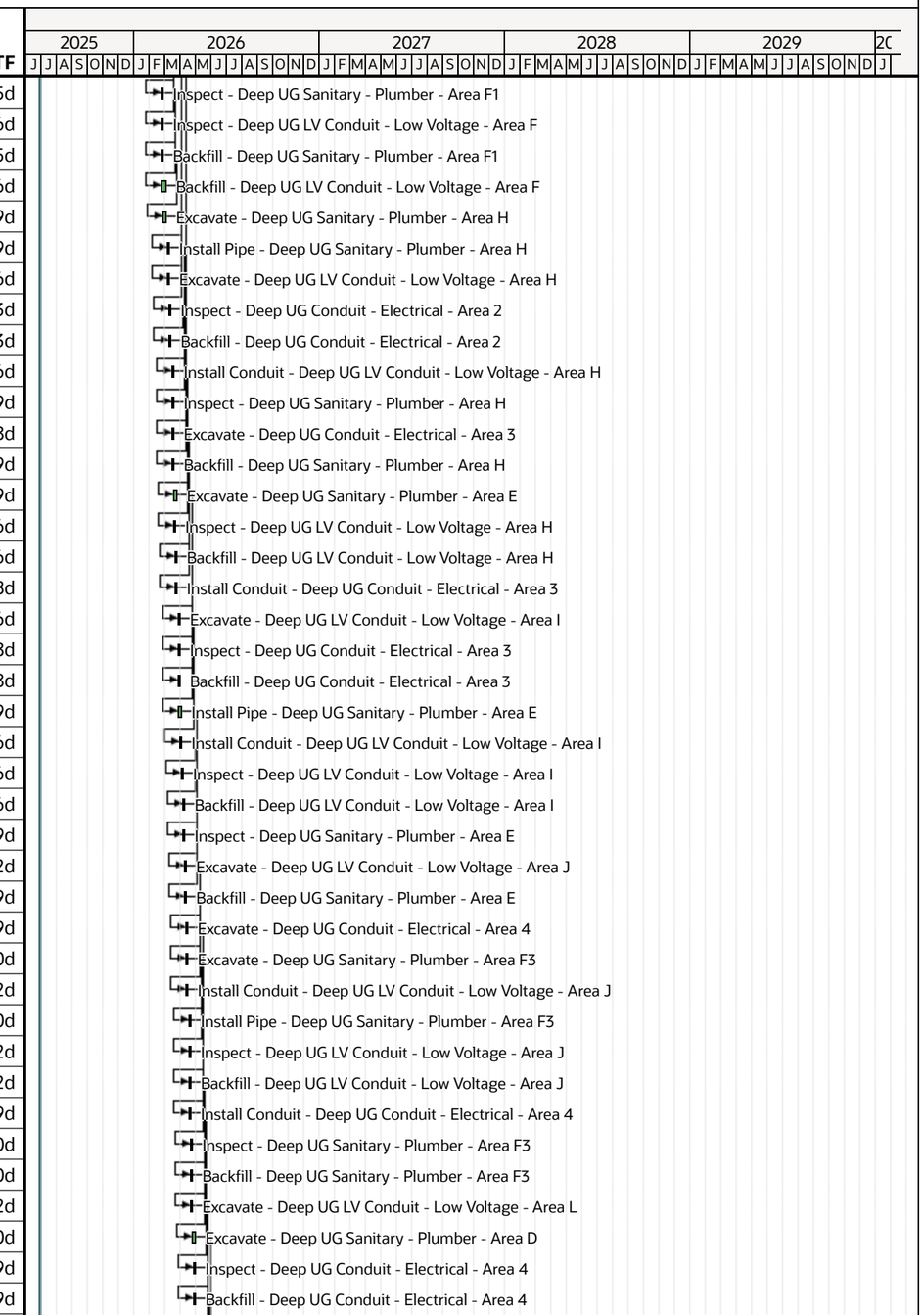

Project Start:
Data Date: 25-Jun-25
Planned Finish: 11-Jan-30
Date Printed: 28-Jul-25 09:57 a.m.
Printed By: Alex Melguizovski

Current
Progress
Critical
Milestones
Summary

Airside D - Tampa International Airport

ASD Development Program

Supp A Schedule

Date	Revision	Checked	Approved

HENSEL PHELPS
Plan. Build. Manage.

HP Project ID No. : 8023226

HCAA Package No. : 8500 23

Airside D - Tampa International Airport

	ID	Name	OD	Start	Finish	TF
641	GI-FS5910	Install Conduit - Deep UG LV Conduit - Low Voltage - Area L	6d	27-Apr-26	4-May-26	92d
642	GI-FS5920	Excavate - Deep UG Conduit - Electrical - Area 5	5d	28-Apr-26	4-May-26	49d
643	GI-FS5930	Install Pipe - Deep UG Sanitary - Plumber - Area D	13d	29-Apr-26	15-May-26	90d
644	GI-FS5950	Inspect - Deep UG LV Conduit - Low Voltage - Area L	1d	5-May-26	5-May-26	92d
645	GI-FS5940	Install Conduit - Deep UG Conduit - Electrical - Area 5	5d	5-May-26	11-May-26	49d
646	GI-FS5960	Backfill - Deep UG LV Conduit - Low Voltage - Area L	7d	6-May-26	14-May-26	92d
647	GI-FS5970	Inspect - Deep UG Conduit - Electrical - Area 5	1d	12-May-26	12-May-26	49d
648	GI-FS5980	Backfill - Deep UG Conduit - Electrical - Area 5	3d	13-May-26	15-May-26	49d
649	GI-FS5990	Excavate - Deep UG LV Conduit - Low Voltage - Area M	2d	15-May-26	18-May-26	92d
650	GI-FS6010	Inspect - Deep UG Sanitary - Plumber - Area D	1d	18-May-26	18-May-26	90d
651	GI-FS6000	Excavate - Deep UG Conduit - Electrical - Area 7	5d	18-May-26	22-May-26	49d
652	GI-FS6020	Backfill - Deep UG Sanitary - Plumber - Area D	4d	19-May-26	22-May-26	90d
653	GI-FS6030	Install Conduit - Deep UG LV Conduit - Low Voltage - Area M	1d	19-May-26	19-May-26	92d
654	GI-FS6040	Inspect - Deep UG LV Conduit - Low Voltage - Area M	1d	20-May-26	20-May-26	92d
655	GI-FS6050	Backfill - Deep UG LV Conduit - Low Voltage - Area M	2d	21-May-26	22-May-26	92d
656	GI-FS6070	Install Conduit - Deep UG Conduit - Electrical - Area 7	5d	26-May-26	1-Jun-26	49d
657	GI-FS6080	Excavate - Deep UG LV Conduit - Low Voltage - Area B	4d	26-May-26	29-May-26	92d
658	GI-FS6090	Excavate - Deep UG Sanitary - Plumber - Area AD	4d	26-May-26	29-May-26	92d
659	GI-FS6060	Excavate - Deep UG Conduit - Electrical - Area 6	5d	26-May-26	1-Jun-26	90d
660	GI-FS6110	Install Pipe - Deep UG Sanitary - Plumber - Area AD	4d	1-Jun-26	4-Jun-26	92d
661	GI-FS6100	Install Conduit - Deep UG LV Conduit - Low Voltage - Area B	3d	1-Jun-26	3-Jun-26	92d
662	GI-FS6130	Inspect - Deep UG Conduit - Electrical - Area 7	1d	2-Jun-26	2-Jun-26	49d
663	GI-FS6120	Install Conduit - Deep UG Conduit - Electrical - Area 6	5d	2-Jun-26	8-Jun-26	90d
664	GI-FS6140	Backfill - Deep UG Conduit - Electrical - Area 7	3d	3-Jun-26	5-Jun-26	49d
665	GI-FS6150	Inspect - Deep UG LV Conduit - Low Voltage - Area B	1d	4-Jun-26	4-Jun-26	92d
666	GI-FS6170	Inspect - Deep UG Sanitary - Plumber - Area AD	1d	5-Jun-26	5-Jun-26	92d
667	GI-FS6160	Backfill - Deep UG LV Conduit - Low Voltage - Area B	4d	5-Jun-26	10-Jun-26	92d
668	GI-FS6190	Backfill - Deep UG Sanitary - Plumber - Area AD	3d	8-Jun-26	10-Jun-26	92d
669	GI-FS6180	Excavate - Deep UG Sanitary - Plumber - Area B1	6d	8-Jun-26	15-Jun-26	49d
670	GI-FS6200	Inspect - Deep UG Conduit - Electrical - Area 6	1d	9-Jun-26	9-Jun-26	90d
671	GI-FS6210	Backfill - Deep UG Conduit - Electrical - Area 6	3d	10-Jun-26	12-Jun-26	90d
672	GI-FS6220	Excavate - Deep UG LV Conduit - Low Voltage - Area G	3d	16-Jun-26	18-Jun-26	3d
673	GI-FS6230	Install Pipe - Deep UG Sanitary - Plumber - Area B1	7d	16-Jun-26	24-Jun-26	49d
674	GI-FS6240	Install Conduit - Deep UG LV Conduit - Low Voltage - Area G	2d	19-Jun-26	22-Jun-26	3d
675	GI-FS6250	Inspect - Deep UG LV Conduit - Low Voltage - Area G	1d	23-Jun-26	23-Jun-26	3d
676	GI-FS6260	Backfill - Deep UG LV Conduit - Low Voltage - Area G	3d	24-Jun-26	26-Jun-26	3d
677	GI-FS6270	Inspect - Deep UG Sanitary - Plumber - Area B1	1d	25-Jun-26	25-Jun-26	49d
678	GI-FS6280	Backfill - Deep UG Sanitary - Plumber - Area B1	2d	26-Jun-26	29-Jun-26	49d
679	GI-FS6290	Excavate - Deep UG LV Conduit - Low Voltage - Area E	3d	29-Jun-26	1-Jul-26	3d
680	GI-FS6300	Excavate - Deep UG Sanitary - Plumber - Area B2	6d	30-Jun-26	8-Jul-26	49d

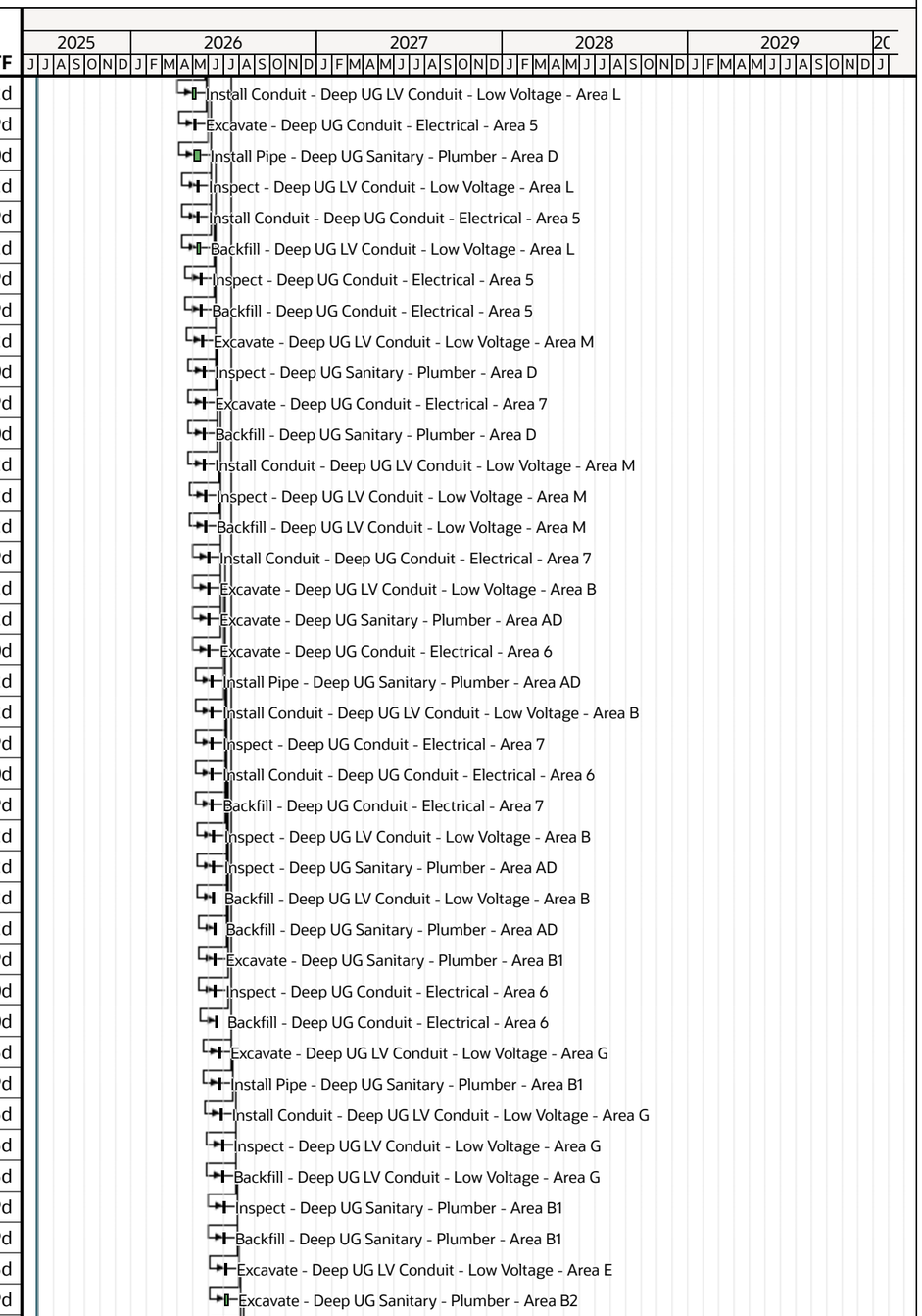

Project Start:
Data Date: 25-Jun-25
Planned Finish: 11-Jan-30
Date Printed: 28-Jul-25 09:57 a.m.
Printed By: Alex Melguizovski

Current
Progress
Critical
Milestones
Summary

Airside D - Tampa International Airport

ASD Development Program

Supp A Schedule

Date	Revision	Checked	Approved

HENSEL PHELPS
Plan. Build. Manage.

HP Project ID No. : 8023226

HCAA Package No. : 8500 23

Airside D - Tampa International Airport

	ID	Name	OD	Start	Finish	TF
681	GI-FS6310	Install Conduit - Deep UG LV Conduit - Low Voltage - Area E	2d	2-Jul-26	6-Jul-26	3d
682	GI-FS6320	Inspect - Deep UG LV Conduit - Low Voltage - Area E	1d	7-Jul-26	7-Jul-26	3d
683	GI-FS6330	Backfill - Deep UG LV Conduit - Low Voltage - Area E	3d	8-Jul-26	10-Jul-26	3d
684	GI-FS6340	Install Pipe - Deep UG Sanitary - Plumber - Area B2	6d	9-Jul-26	16-Jul-26	49d
685	GI-FS6350	Excavate - Deep UG LV Conduit - Low Voltage - Area D	5d	13-Jul-26	17-Jul-26	3d
686	GI-FS6360	Inspect - Deep UG Sanitary - Plumber - Area B2	1d	17-Jul-26	17-Jul-26	49d
687	GI-FS6380	Backfill - Deep UG Sanitary - Plumber - Area B2	2d	20-Jul-26	21-Jul-26	49d
688	GI-FS6370	Install Conduit - Deep UG LV Conduit - Low Voltage - Area D	4d	20-Jul-26	23-Jul-26	3d
689	GI-FS6390	Excavate - Deep UG Sanitary - Plumber - Area A	6d	22-Jul-26	29-Jul-26	49d
690	GI-FS6400	Excavate - Deep UG Conduit - Electrical - Area 8	5d	23-Jul-26	29-Jul-26	38d
691	GI-FS6410	Inspect - Deep UG LV Conduit - Low Voltage - Area D	1d	24-Jul-26	24-Jul-26	3d
692	GI-FS6420	Backfill - Deep UG LV Conduit - Low Voltage - Area D	5d	27-Jul-26	31-Jul-26	3d
693	GI-FS6440	Install Pipe - Deep UG Sanitary - Plumber - Area A	6d	30-Jul-26	6-Aug-26	49d
694	GI-FS6430	Install Conduit - Deep UG Conduit - Electrical - Area 8	5d	30-Jul-26	5-Aug-26	38d
695	GI-FS6450	Excavate - Deep UG LV Conduit - Low Voltage - Area K	3d	3-Aug-26	5-Aug-26	3d
696	GI-FS6470	Install Conduit - Deep UG LV Conduit - Low Voltage - Area K	2d	6-Aug-26	7-Aug-26	3d
697	GI-FS6460	Inspect - Deep UG Conduit - Electrical - Area 8	1d	6-Aug-26	6-Aug-26	38d
698	GI-FS6490	Inspect - Deep UG Sanitary - Plumber - Area A	1d	7-Aug-26	7-Aug-26	49d
699	GI-FS6480	Backfill - Deep UG Conduit - Electrical - Area 8	3d	7-Aug-26	11-Aug-26	38d
700	GI-FS6510	Backfill - Deep UG Sanitary - Plumber - Area A	2d	10-Aug-26	11-Aug-26	49d
701	GI-FS6500	Inspect - Deep UG LV Conduit - Low Voltage - Area K	1d	10-Aug-26	10-Aug-26	3d
702	GI-FS6520	Backfill - Deep UG LV Conduit - Low Voltage - Area K	3d	11-Aug-26	13-Aug-26	3d
703	GI-FS6530	Excavate - Deep UG Sanitary - Plumber - Area F2	4d	12-Aug-26	17-Aug-26	38d
704	GI-FS6540	Excavate - Deep UG LV Conduit - Low Voltage - Area C	5d	14-Aug-26	20-Aug-26	3d
705	GI-FS6550	Install Pipe - Deep UG Sanitary - Plumber - Area F2	4d	18-Aug-26	21-Aug-26	38d
706	GI-FS6560	Install Conduit - Deep UG LV Conduit - Low Voltage - Area C	4d	21-Aug-26	26-Aug-26	3d
707	GI-FS6570	Inspect - Deep UG Sanitary - Plumber - Area F2	1d	24-Aug-26	24-Aug-26	38d
708	GI-FS6580	Backfill - Deep UG Sanitary - Plumber - Area F2	2d	25-Aug-26	26-Aug-26	38d
709	GI-FS6590	Inspect - Deep UG LV Conduit - Low Voltage - Area C	1d	27-Aug-26	27-Aug-26	3d
710	GI-FS6600	Backfill - Deep UG LV Conduit - Low Voltage - Area C	5d	28-Aug-26	3-Sep-26	3d
711	GI-FS6610	Excavate - Deep UG LV Conduit - Low Voltage - Area A	6d	4-Sep-26	14-Sep-26	3d
712	GI-FS6630	Install Conduit - Deep UG LV Conduit - Low Voltage - Area A	5d	15-Sep-26	21-Sep-26	14d
713	GI-FS6620	Excavate - Deep UG Conduit - Electrical - Area 1	8d	15-Sep-26	24-Sep-26	3d
714	GI-FS6640	Inspect - Deep UG LV Conduit - Low Voltage - Area A	1d	22-Sep-26	22-Sep-26	14d
715	GI-FS6650	Backfill - Deep UG LV Conduit - Low Voltage - Area A	6d	23-Sep-26	30-Sep-26	14d
716	GI-FS6660	Install Conduit - Deep UG Conduit - Electrical - Area 1	11d	25-Sep-26	9-Oct-26	3d
717	GI-FS6670	Inspect - Deep UG Conduit - Electrical - Area 1	1d	12-Oct-26	12-Oct-26	3d
718	GI-FS6680	Backfill - Deep UG Conduit - Electrical - Area 1	3d	13-Oct-26	15-Oct-26	3d
719	Foundations - Substantial Completion		27d	16-Oct-26	23-Nov-26	4d
720	GI-FS4350	Prep & Submit Pre-SC Documentation - Foundations Scope	20d	16-Oct-26	12-Nov-26	3d

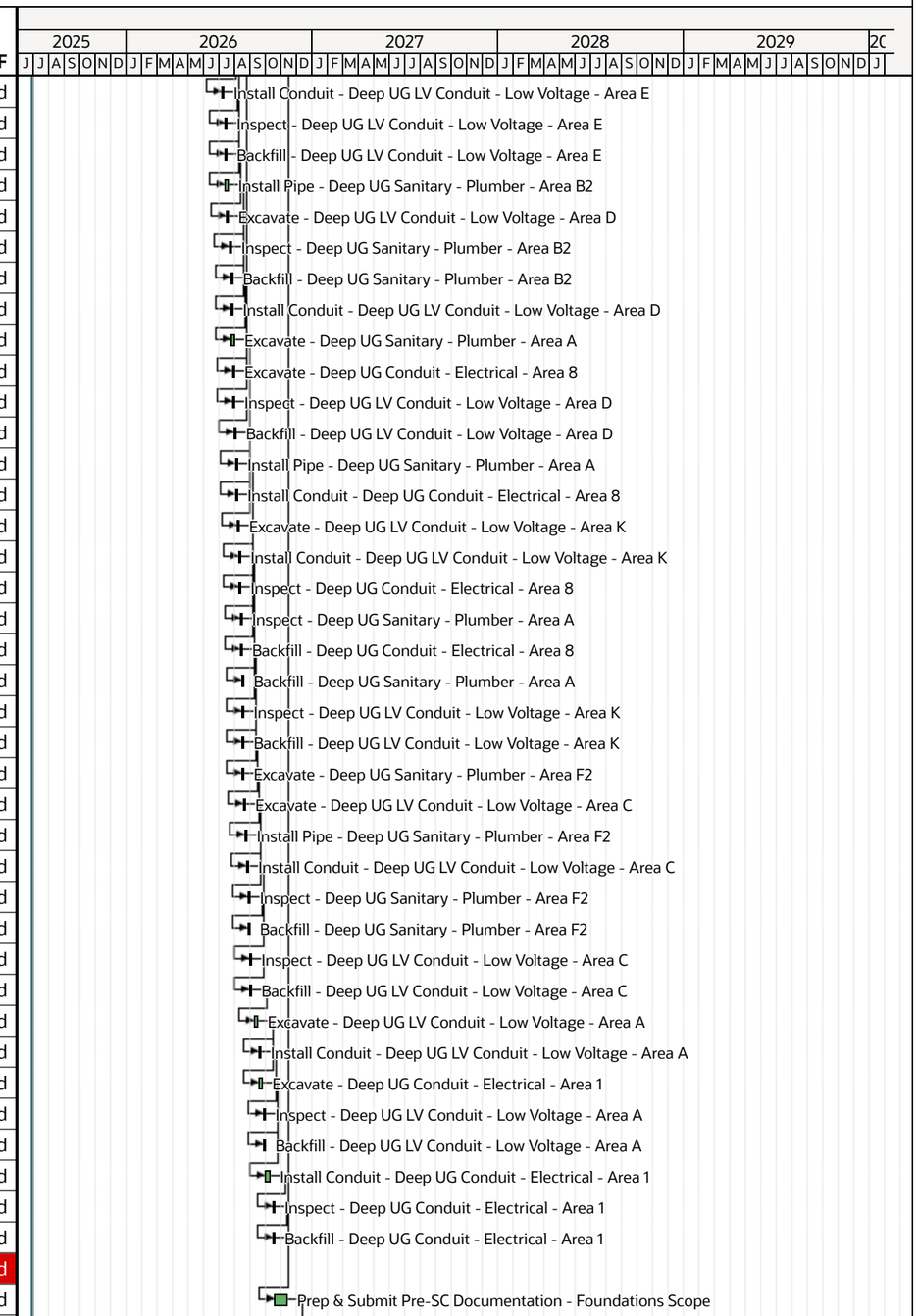

Project Start:
Data Date: 25-Jun-25
Planned Finish: 11-Jan-30
Date Printed: 28-Jul-25 09:57 a.m.
Printed By: Alex Melguizovski

Current
Progress
Critical
Milestones
Summary

Airside D - Tampa International Airport

ASD Development Program

Supp A Schedule

Date	Revision	Checked	Approved

HENSEL PHELPS
Plan. Build. Manage.

HP Project ID No. : 8023226

HCAA Package No. : 8500 23

Airside D - Tampa International Airport

	ID	Name	OD	Start	Finish	TF
721	GI-FS4360	SC Final Clean - Foundations Scope	5d	6-Nov-26	12-Nov-26	3d
722	GI-FS4370	Final Insp. - Foundations Scope	5d	13-Nov-26	19-Nov-26	3d
723	GI-FS4380	HP Pre SC QC Insp. - Foundations Scope	2d	18-Nov-26	19-Nov-26	3d
724	GI-FS4390	Substantial Completion Insp. - Foundations Scope	2d	20-Nov-26	23-Nov-26	3d
725	GI-FS4400	Substantial Completion Achieved - Foundations Scope	0d		23-Nov-26	3d

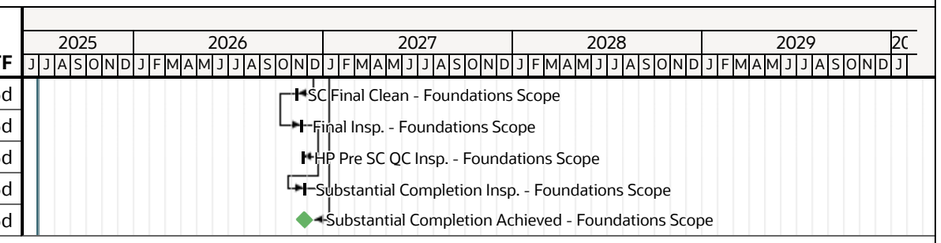

Project Start:
Data Date: 25-Jun-25
Planned Finish: 11-Jan-30
Date Printed: 28-Jul-25 09:57 a.m.
Printed By: Alex Melguizovski

Current
Progress
Critical
Milestones
Summary

Airside D - Tampa International Airport

ASD Development Program

Supp A Schedule

Date	Revision	Checked	Approved

HENSEL PHELPS
Plan. Build. Manage.

DIP Install

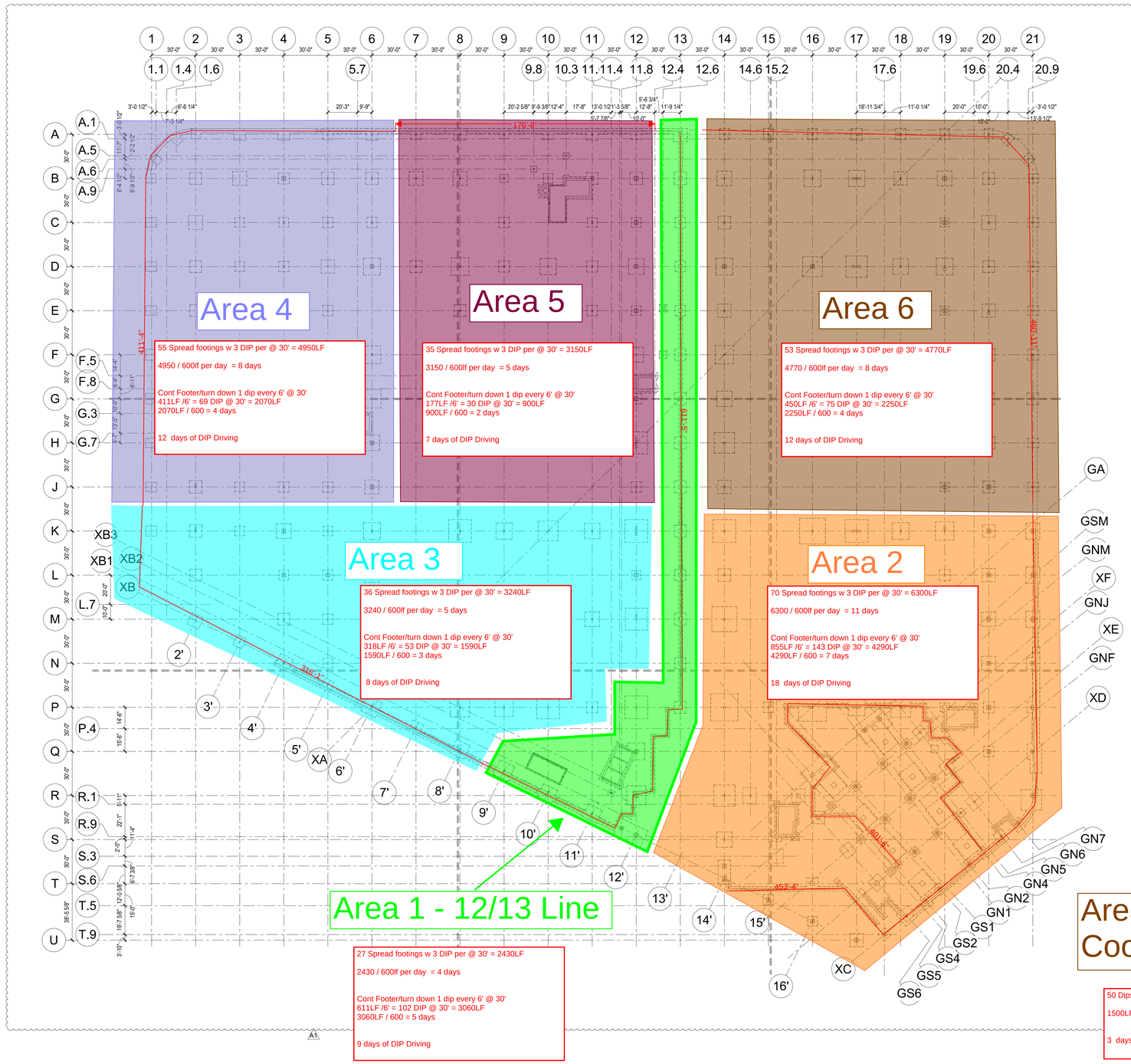

Used to develop DIP install durations. Test pile program will determine the ultimate spacing and DIP count per footing and will need to be reconciled once the production pile submittal is complete

Area 6-1 will be sequenced after 90% is delivered as the design is only contained in the 90% package.

OVERALL FOUNDATION PLAN

1/32" = 1'-0"

A1

Tampa International

Program

60%

Design Development

HCAA Project No. 8500 23

Design-Builder

HENSEL PHELPS
Plan. Build. Manage.

Hensel Phelps
Southeast District Office
6557 Hazeltine National Dr.
Orlando, FL 33301

Lic: FL **CGC 1533664**

HNTB

HNTB Corporation
201 N Franklin St.
Tampa, FL 33602

A6500 FBAID Lic: **AA0002318**

BASE CONSULTANTS

g + Construction | CGC 1521662
ATE OF AUTHORIZATION No. 27343
Dr. JEANNE BONNETT P.E. No. 62389
1214 E. CONCORD ST.
ORLANDO, FLORIDA 32803
P: 407.377.7227

State of Florida Seal

This item has been digitally signed and sealed by Scott Steckler on the date adjacent to the seal. Printed copies of this document are not considered signed and sealed and the signature must be verified on any electronic copies.

NOT FOR CONSTRUCTION

Wendy Jeanine Bonnett, PE

License/Registration #: 62389

To the best of the licensed professional's knowledge and belief, these plans conform to and satisfy the Florida Building Code, Eight Edition 2023, and local codes as applicable.

KEY PLAN - AIRSIDE D

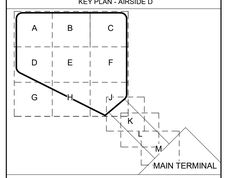

Revisions

REV	DATE	DESCRIPTION
A1	06/12/2025	FN-ADDENDUM 01

Project No.:	68610
Drawn By:	M. RODRIGUEZ
Checked By:	W. BONNETT
Issue Date:	04/10/2025

Drawing Title:

FOUNDATION PLAN

Drawing No.

AD-S100

Autodesk Docs://600-v23_TPA Airside D/68610_Tampa_ASD_Struc_BASE_S23.rvt

6/9/2025 3:24:40 AM

Foundation Install

Used to develop concrete foundations flow of work and number of concrete placements. Actual flow and placement quantity to be reconciled during the baseline process.

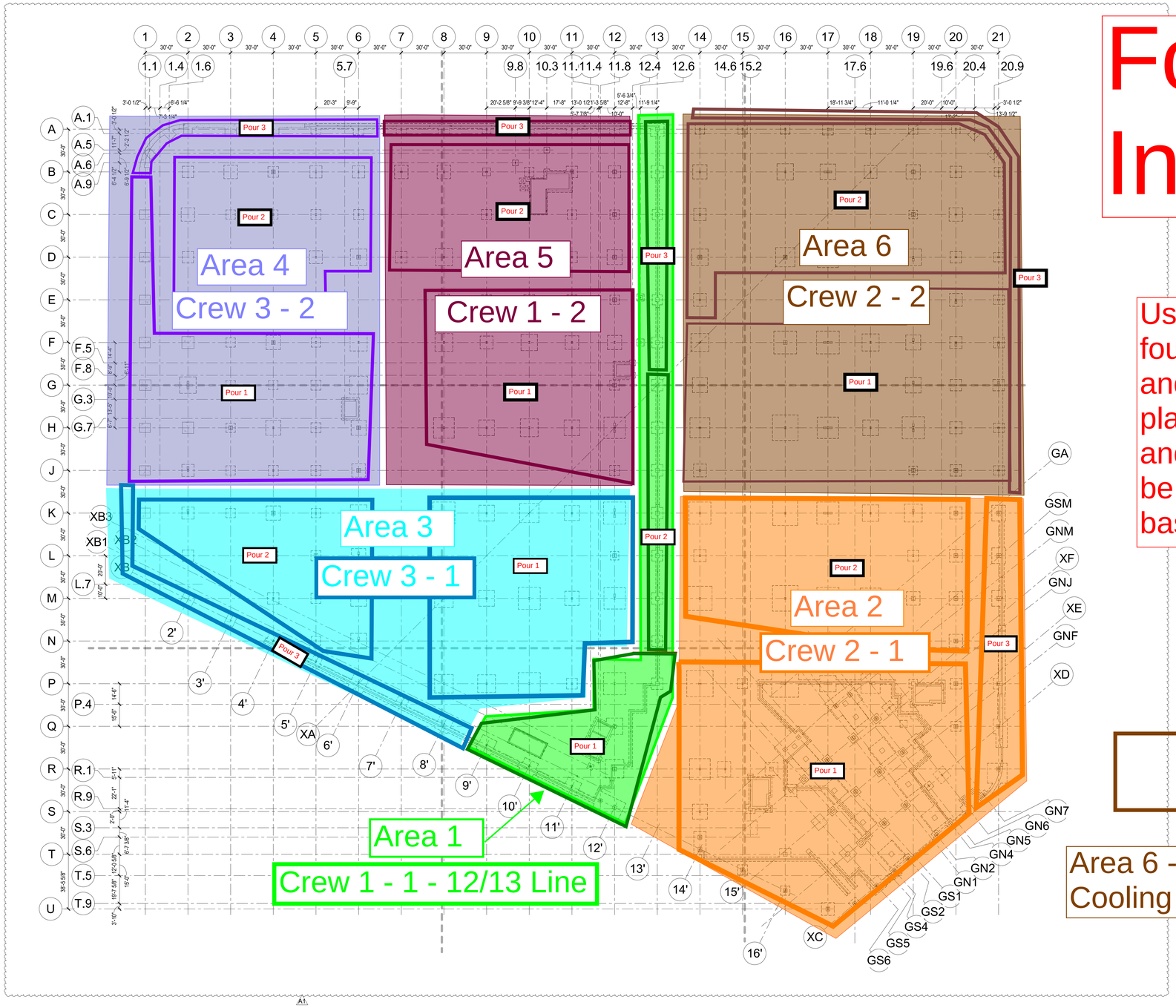

Area 6-1 will be sequenced after 90% is delivered as the design is only contained in the 90% package.

OVERALL FOUNDATION PLAN
1/32" = 1'-0"
A1

Tampa International
6557 Hazeltine National Dr.
Orlando, FL 33301
Florida Lic: FL CGC 1533664
HNTB
HNTB Corporation
201 N Franklin St.
FL 33602
FBAID Lic: AA0002318
BASE CONSULTANTS
Construction | CGC 1521662
AUTHORIZATION No. 27343
WENDY BONNETT P.E. No. 62389
CONCORD ST.
FLORIDA 32803
407.377.7227

State of Florida Seal
This item has been digitally signed and sealed by Scott Steckler on the date adjacent to the seal. Printed copies of this document are not considered signed and sealed and the signature must be verified on any electronic copies.

NOT FOR CONSTRUCTION

Wendy Jeanine Bonnett, PE
License/Registration #: 62389
To the best of the licensed professional's knowledge and belief, these plans conform to and satisfy the Florida Building Code, Eight Edition 2023, and local codes as applicable.

KEY PLAN - AIRSIDE D

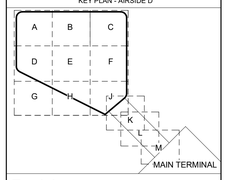

Revisions

REV	DATE	DESCRIPTION
A1	06/12/2025	FN-ADDENDUM 01

Project No.:	68610
Drawn By:	M. RODRIGUEZ
Checked By:	W. BONNETT
Issue Date:	04/10/2025

Drawing Title:

FOUNDATION PLAN

Drawing No.

AD-S100

Autodesk Docs://600-v23_TPA Airside D/68610_Tampa_ASD_Struc_BASE_S23.rvt
6/9/2023 3:24:40 AM

PROTECTED SECURITY INFORMATION

Steel Sequencing By Flow of Cranes - Prior to 90% Design Completion

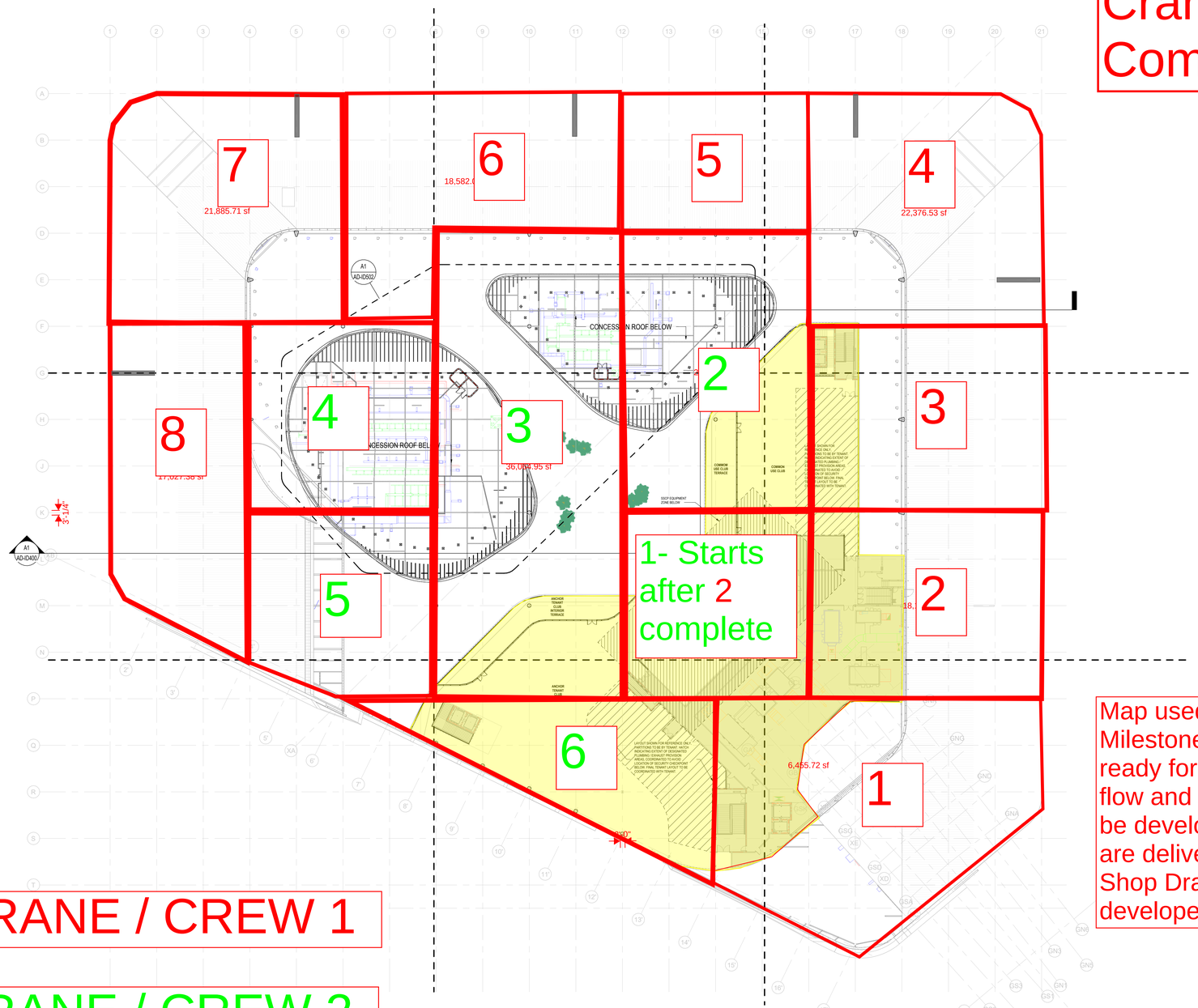

Map used to develop Milestones for areas to be ready for steel. Final crane flow and sequencing will be developed after 90% are delivered and Steel Shop Drawings are developed.

CRANE / CREW 1

CRANE / CREW 2

FLOOR PLAN

PROVIDE CORNER GUARDS IN BACK OF HOUSE SPACES AS LOCATED. REFER TO SECTOR PLANS FOR LOCATION, TYPE, AND FINISH OF CORNER GUARDS.

8. MAINTAIN 1/16" SLOPE MINIMUM AND 1/4" SLOPE MAXIMUM TO AREA DRAINS.
9. INSTALL DOORS NOT LOCATED BY DIMENSION SUCH THAT THE OUTSIDE EDGE OF DOOR FRAME TO FACE OF ADJACENT WALL IS 4".
10. THE CONTRACTOR SHALL BE RESPONSIBLE FOR COORDINATING THE FINAL SIZE, LOCATION AND INSTALLATION OF ALL OPENINGS THROUGH FLOORS, WALLS AND ROOFS PERTAINING TO THE DIFFERENT TRADES AND AS SHOWN ON THEIR RESPECTIVE DRAWINGS. OPENINGS AND PENETRATIONS SHALL BE PROVIDED AS SHOWN ON THE DRAWINGS AND AS REQUIRED BY EQUIPMENT MANUFACTURERS. FOR TYPICAL DETAILS OF OPENINGS AND INSTRUCTION NOTES, REFER TO STRUCTURAL DRAWINGS.
11. PBBS AND ASSOCIATED FIXED WALKWAYS ARE PROCURED AND INSTALLED UNDER A SEPARATE PACKAGE AND ARE SHOWN FOR REFERENCE ONLY.
12. REFER TO AD-ID800 SERIES FOR SCHEDULED MATERIALS, ACCESSORIES AND EQUIPMENT.

INTERIOR GENERAL NOTES

A. GREY BOX WITH CODE REQUIRED MINIMUM TO BE PROVIDED FOR CONCESSION SPACES. GREY BOX IS DEFINED AS AN UNFINISHED SPACE WITH UNFINISHED FLOORS, BARE STUD WALLS (AT CONCESSIONS INTERIOR) AND NO PLUMBING OR ELECTRICAL WORK BEYOND WHAT IS REQUIRED FOR A CODE COMPLIANCE SUCH AS MIN. LIGHTING, FIRE PROTECTION, ETC., UNLESS NOTED OTHERWISE.

B. ANCHOR TENANT/ COMMON USE CLUB SPACE TO BE WARM SHELL AS DEFINED ON AD-ID001.

PLAN LEGEND

REFER TO "A" SERIES FOR ADDITIONAL INFORMATION

APM GUIDEWAYS. PROCURED UNDER A SEPARATE PACKAGE

Design-Builder
HENSEL PHELPS
Plan. Build. Manage.
Hensel Phelps
Southeast District Office
6557 Hazeltine National Dr.
Orlando, FL 33301
Florida Lic: FL **CGC 1533664**

HNTB
HNTB Corporation
201 N Franklin St.
Tampa, FL 33602
FBPE Lic: **CA6500** FBAID Lic: **AA0002318**

Gensler
Architect:
M. Arthur Gensler Jr.& Associates, Inc.
FL Qualifier's Lic. No. AR96486
Main Office
45 Fremont Street, Suite 1500
San Francisco, CA 94105
Tel 415.433.3700
Satellite Office:
1001 Water Street, Suite 200
Tampa FL 33602
Tel 813.204.9000

State of Florida Seal
This item has been digitally signed and sealed by Scott Steckler on the date adjacent to the seal. Printed copies of this document are not considered signed and sealed and the signature must be verified on any electronic copies.

NOT FOR CONSTRUCTION

Scott Steckler:
License/Registration#: AR102473
To the best of the licensed professional's knowledge and belief, these plans conform to and satisfy the Florida Building Code, Eight Edition 2023, and local codes as applicable.

KEY PLAN - AIRSIDE D

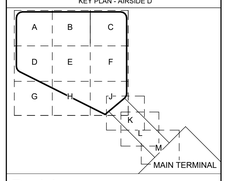

Revisions

REV	DATE	DESCRIPTION

Project No.:	069.6704.000
Drawn By:	-
Checked By:	-
Issue Date:	05/08/2025

Drawing Title:

LEVEL 3 - MEZZANINE INTERIORS PLAN - OVERALL

Drawing No.

AD-ID130

Autodesk Docs://800-v23_TPA Airside D/TPA_ASD_INT_Gensler_R23.rvt
4/28/2025 5:43:44 PM

LEVEL 3 - MEZZANINE INTERIORS PLAN - OVERALL

1/32" = 1'-0"

A1

PROTECTED SECURITY INFORMATION

Electrical Underground - Prior to 90% Design Completion

Used to develop electrical underground flow of work and start/stop points for inspections processes. Actual flow and start/stop point quantity to be reconciled during the baseline process.

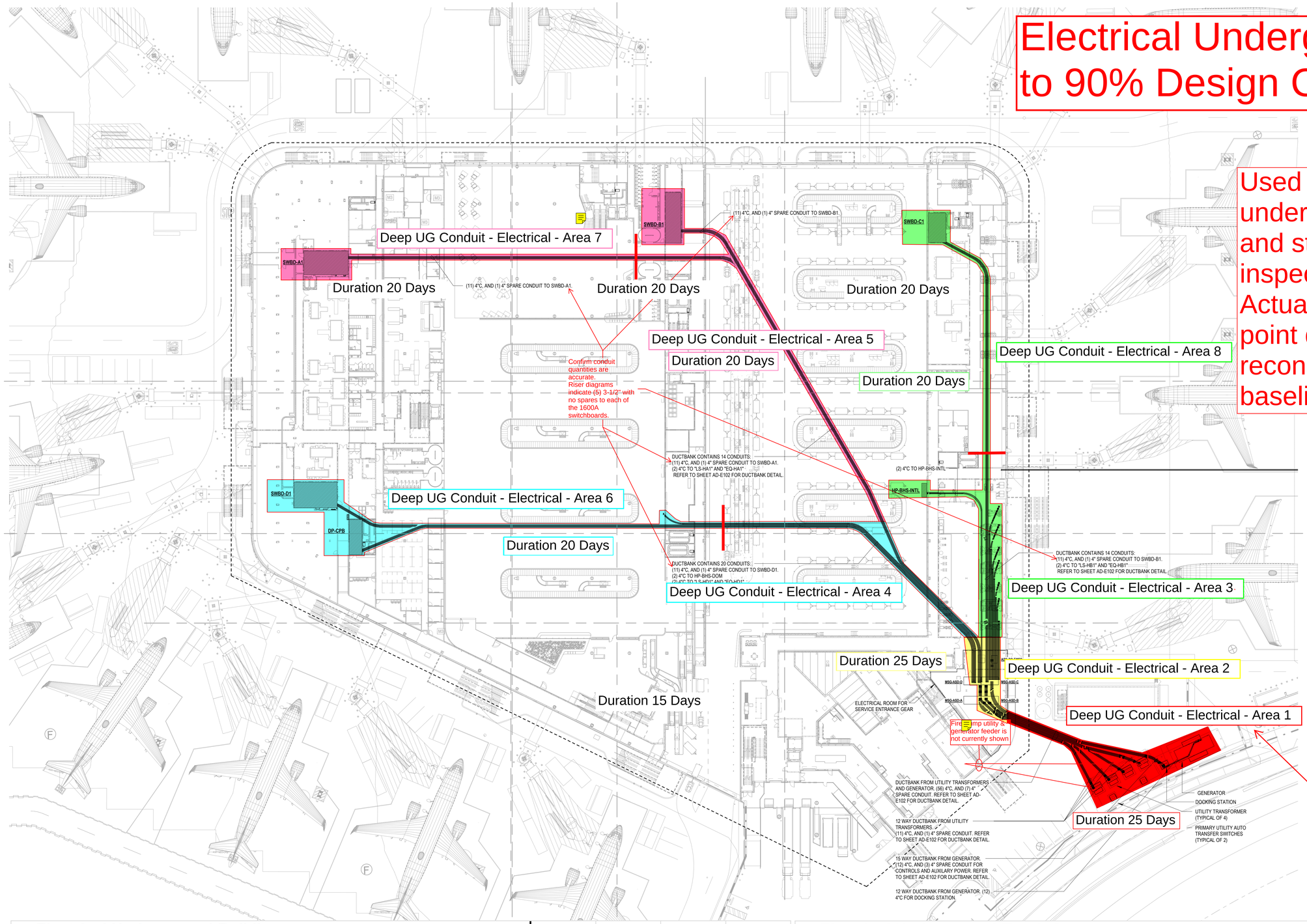

GENERAL NOTES

C. CONDUIT SIZES DEPICT SLEEVING REQUIREMENTS ONLY. REFER TO AD RISER DOCUMENTS AND SCHEDULES FOR THE ACTUAL CONDUIT SIZES AND QUANTITIES.

Tampa

HCAA Project No. 8500 23

Design-Builder
HENSEL PHELPS
Plan. Build. Manage.

TO THE BEST OF THE ENGINEER'S KNOWLEDGE, THE PLANS AND SPECIFICATIONS COMPLY WITH THE APPLICABLE MINIMUM BUILDING CODES

KEY NOTES

NUMBER	NOTES

State of Florida Seal

This item has been digitally signed and sealed by Julius D. Davis on the date adjacent to the seal. Printed copies of this document are not considered signed and sealed and the signature must be verified on any electronic copies.

NOT FOR CONSTRUCTION

JULIUS D. DAVIS
License/Registration#: 58005
To the best of the licensed professional's knowledge and belief, these plans conform to and satisfy the Florida Building Code, Eighth Edition 2023, and local codes as applicable.

KEY PLAN - AIRSIDE D

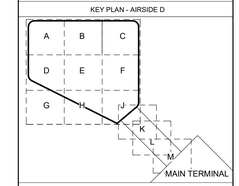

Revisions

REV	DATE	DESCRIPTION

Electrical Underground Building

Area 00

ELEC-UG-XX	Electrical UG Excavation Area 1 Section 1	0d
ELEC-UG-XX	Electrical UG Conduit Installation Area 1 Section 1	0d
ELEC-UG-XX	Electrical UG Inspections HCAA/City Area 1 Section 1	0d
ELEC-UG-XX	Electrical UG As-built Survey	0d
ELEC-UG-XX	Electrical UG Backfill & Test Lift 1 Area 1 Section 1	0d
ELEC-UG-XX	Electrical UG Backfill & Test Lift 2 Area 1 Section 1	0d
ELEC-UG-XX	Electrical UG Backfill & Test Lift 3 Area 1 Section 1	0d
ELEC-UG-XX	Electrical UG Backfill & Test Lift 4 Area 1 Section 1	0d

Electrical Underground Truck Court

Area 00

ELEC-UG-XX	Electrical UG Excavation Area 1 Section 1	0d
ELEC-UG-XX	Electrical UG Conduit Installation Area 1 Section 1	0d
ELEC-UG-XX	Electrical UG Inspections HCAA/City Area 1 Section 1	0d
ELEC-UG-XX	Electrical UG As-built Survey	0d
ELEC-UG-XX	Electrical UG Concrete Encasement	0d
ELEC-UG-XX	Electrical UG Backfill & Test Lift 1 Area 1 Section 1	0d
ELEC-UG-XX	Electrical UG Backfill & Test Lift 2 Area 1 Section 1	0d
ELEC-UG-XX	Electrical UG Backfill & Test Lift 3 Area 1 Section 1	0d

PROTECTED SECURITY INFORMATION

Plumbing Underground - Prior to 90% Design Completion

Used to develop plumbing underground flow of work and start/stop points for inspections processes. Actual flow and start/stop point quantity to be reconciled during the baseline process.

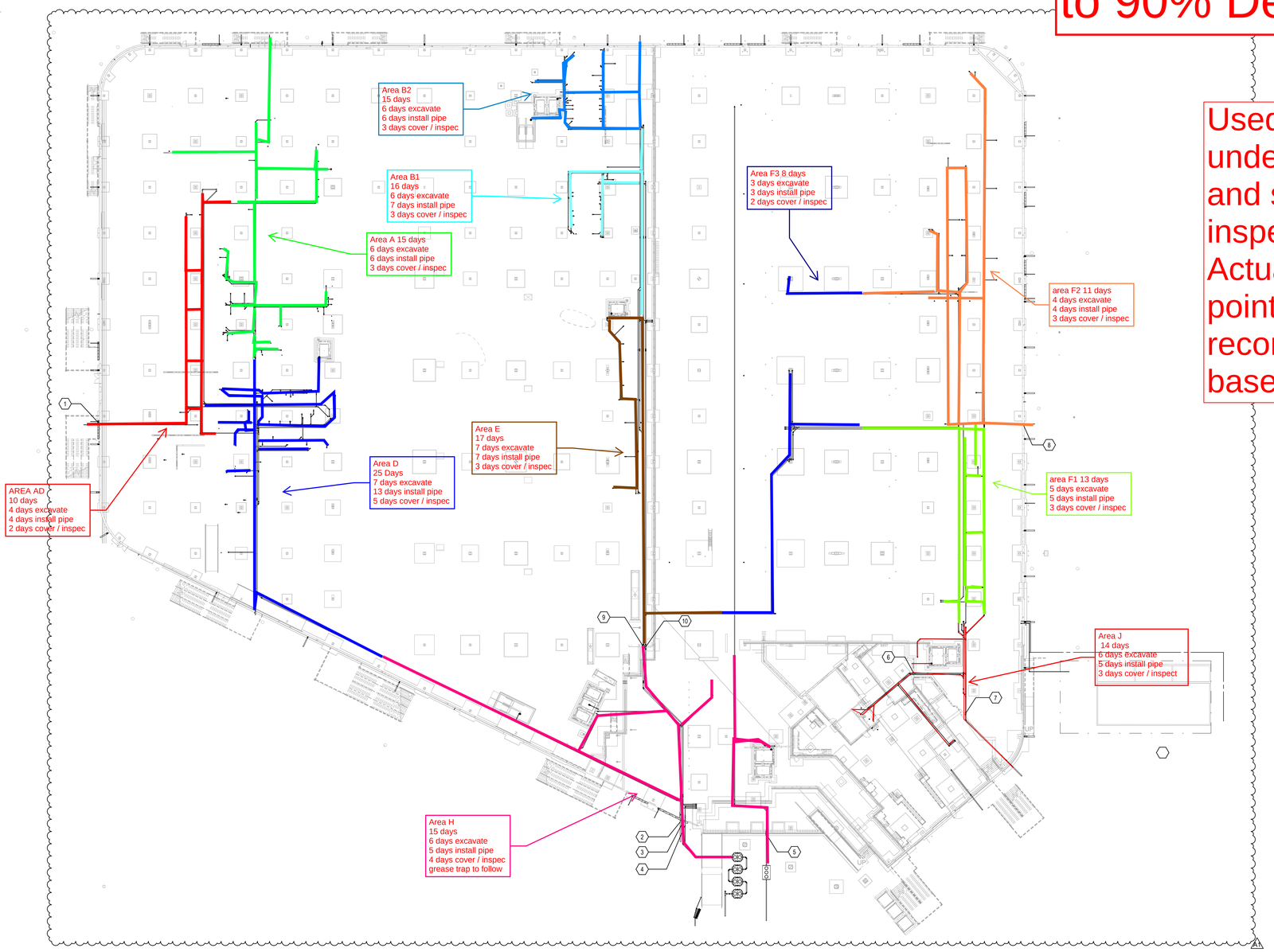

KEYNOTES

THE COOLING TOWER FOUNDATION IS SHOWN FOR REFERENCE ONLY, AND WILL HAVE PIPE PENETRATION DETAILS SHOWN THE FUTURE PLUMBING PACKAGE.

Tampa International

Design-Builder
HENSEL PHELPS
Plan. Build. Manage.

Hensel Phelps
t District Office
tline National Dr.
o, FL 33301
FL CGC 1533664

NTB
Corporation
Franklin St.
a, FL 33602
FBAID Lic: AA0002318

ENGINEERING SOLUTIONS
©Copyright 2019
vd, Suite 250
COA 15
www.tlc-engineers.com
TLC No. 7230/23
STEN. CREATE.

State of Florida Seal

This item has been digitally signed and sealed by Dominic Cacolici on the date adjacent to the seal. Printed copies of this document are not considered signed and sealed and the signature must be verified on any electronic copies.

NOT FOR CONSTRUCTION

Dominic Cacolici:
License/Registration#: 74491
To the best of the licensed professional's knowledge and belief, these plans conform to and satisfy the Florida Building Code, Eight Edition 2023, and local codes as applicable.

KEY PLAN - AIRSIDE D

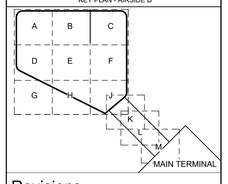

Revisions

REV	DATE	DESCRIPTION
A1	06/12/2025	FN-Addendum 01

Project No.:	68610
Drawn By:	AN
Checked By:	DJC
Issue Date:	04/10/2025

Drawing Title:

UNDERSLAB - OVERALL

Drawing No.

AD-P104

Autodesk Docs://800-v23_TPA Airside D/TLC_TPA Airside D_Plumbing_R23.rvt
6/12/2025 3:15:48 PM

UNDERSLAB - PLUMBING - OVERALL

1/32" = 1'-0"

A1

PROTECTED SECURITY INFORMATION

Low Voltage Underground - Prior to 90% Design Completion

Used to develop low voltage underground flow of work and start/stop points for inspections processes. Actual flow and start/stop point quantity to be reconciled during the baseline process.

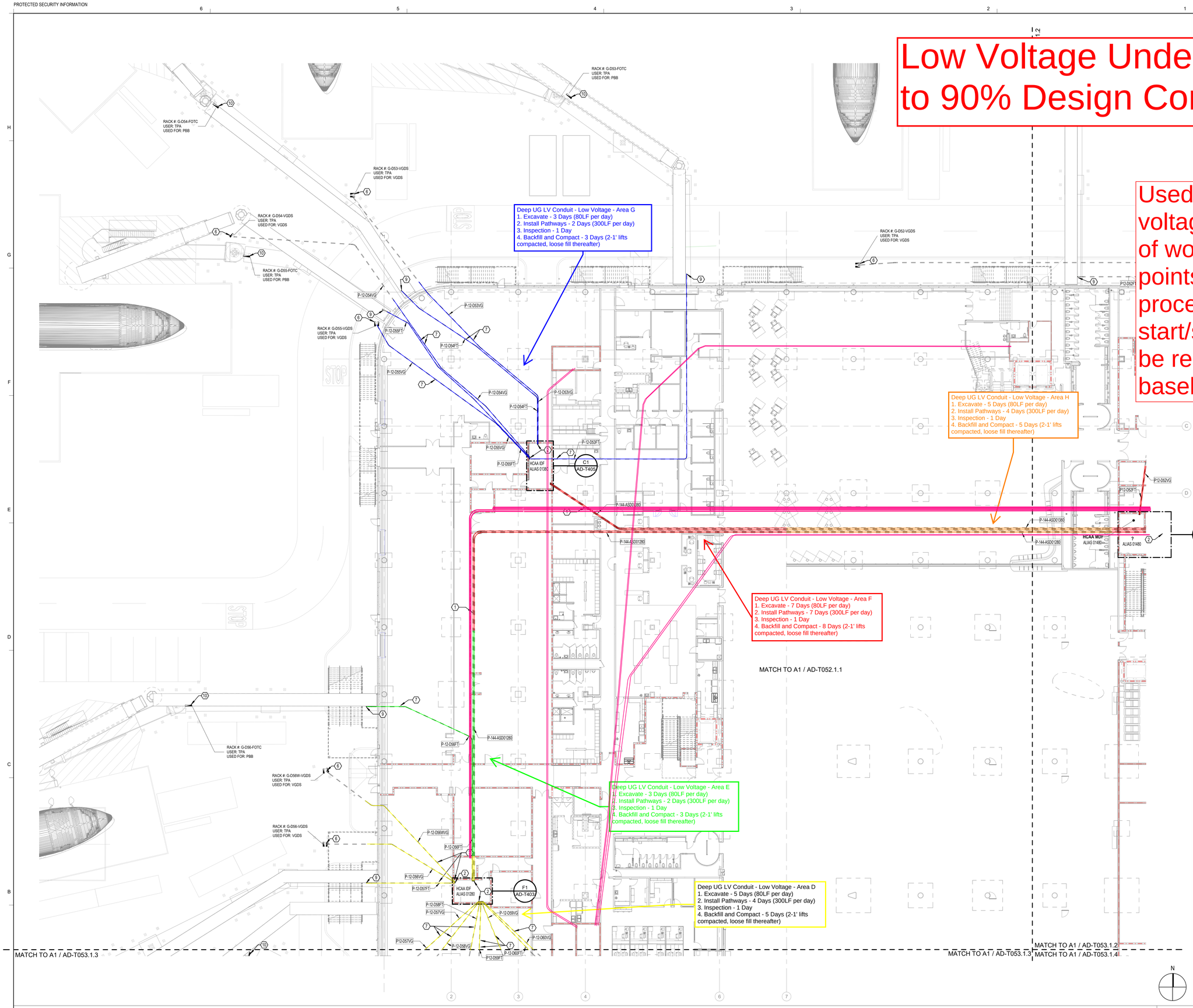

GENERAL NOTES:

1. ALL CONDUITS ARE SHOWN ON THIS SHEET AS REFERENCE ONLY. FOR CONDUIT SIZES AND QUANTITY REFER TO ADJ-T383

Tampa

HCAA Project No. 8500 23

Design-Builder

HENSEL PHELPS
Plan. Build. Manage.

State of Florida Seal

This item has been digitally signed and sealed by JOSEPH K. MOUSA on the date adjacent to the seal. Printed copies of this document are not considered signed and sealed and the signature must be verified on any electronic copies.

NOT FOR CONSTRUCTION

JOSEPH K. MOUSA:
License/Registration#: PE99156
To the best of the licensed professional's knowledge and belief, these plans conform to and satisfy the Florida Building Code, Eight Edition 2023, and local codes as applicable.

KEY PLAN - AIRSIDE D

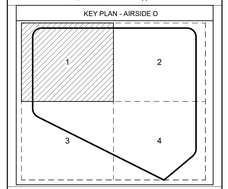

Revisions

REV	DATE	DESCRIPTION

Project No.:	68610
Drawn By:	GPM
Checked By:	SXB
Issue Date:	05/08/2025

Drawing Title:

LEVEL 1 - APRON PLAN - HCAA TELECOM ROOM - SECTOR 1

Drawing No.

AD-T053.1.1

Autodesk Docs://800-v23_TPA Airside D/TLC_TPA Airside D_Technology_R23.rvt

7/3/2025 7:09:12 PM

01-APRON - TECHNOLOGY - UNDERGROUND FIBER IDENTIFICATION - HCAA OVERALL - SECTOR 1

1/16" = 1'-0"

A1

PROTECTED SECURITY INFORMATION

Low Voltage Underground - Prior to 90% Design Completion

Used to develop low voltage underground flow of work and start/stop points for inspections processes. Actual flow and start/stop point quantity to be reconciled during the baseline process.

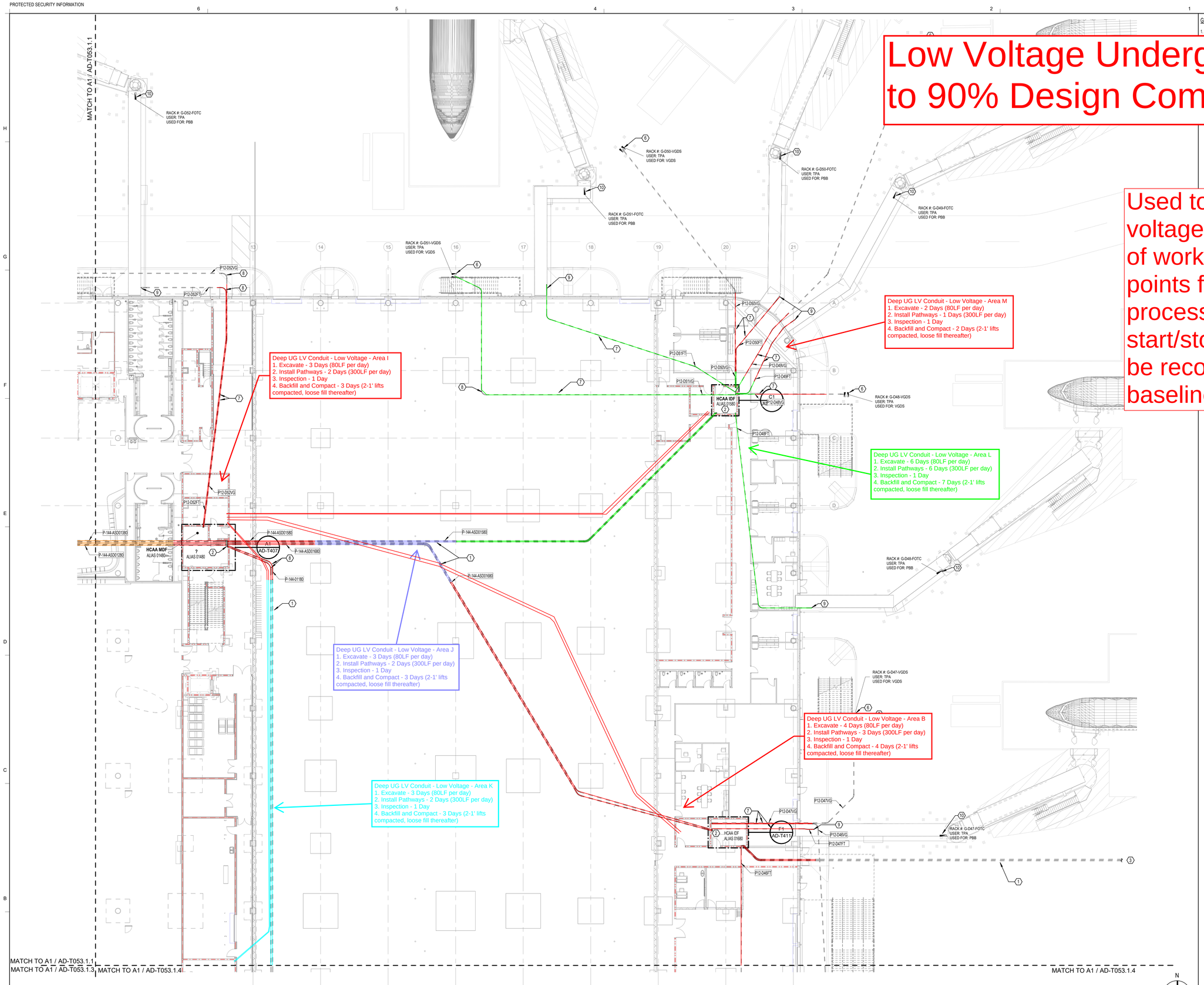

01-APRON - TECHNOLOGY - UNDERGROUND FIBER IDENTIFICATION - HCAA OVERALL - SECTOR 2

1/16" = 1'-0"

A1

GENERAL NOTES:

1. ALL CONDUITS ARE SHOWN ON THIS SHEET AS REFERENCE

Tampa

HCAA Project No. 8500 23

Design-Builder

HENSEL PHELPS
Plan. Build. Manage.

Hensel Phelps

State of Florida Seal

This item has been digitally signed and sealed by JOSEPH K. MOUSA on the date adjacent to the seal. Printed copies of this document are not considered signed and sealed and the signature must be verified on any electronic copies.

NOT FOR CONSTRUCTION

JOSEPH K. MOUSA:
License/Registration#: PE99156
To the best of the licensed professional's knowledge and belief, these plans conform to and satisfy the Florida Building Code, Eight Edition 2023, and local codes as applicable.

KEY PLAN - AIRSIDE D

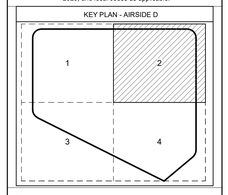

Revisions

REV	DATE	DESCRIPTION

Project No.:	68610
Drawn By:	GPM
Checked By:	SXB
Issue Date:	05/08/2025

Drawing Title:

LEVEL 1 - APRON PLAN - HCAA TELECOM ROOM - SECTOR 2

Drawing No.

AD-T053.1.2

Autodesk Docs://800-v23_TPA Airside D/TLC_TPA Airside D_Technology_R23.rvt

7/3/2025 7:09:18 PM

PROTECTED SECURITY INFORMATION

Low Voltage Underground - Prior to 90% Design Completion

Used to develop low voltage underground flow of work and start/stop points for inspections processes. Actual flow and start/stop point quantity to be reconciled during the baseline process.

GENERAL NOTES:

1. ALL CONDUITS ARE SHOWN ON THIS SHEET AS REFERENCE

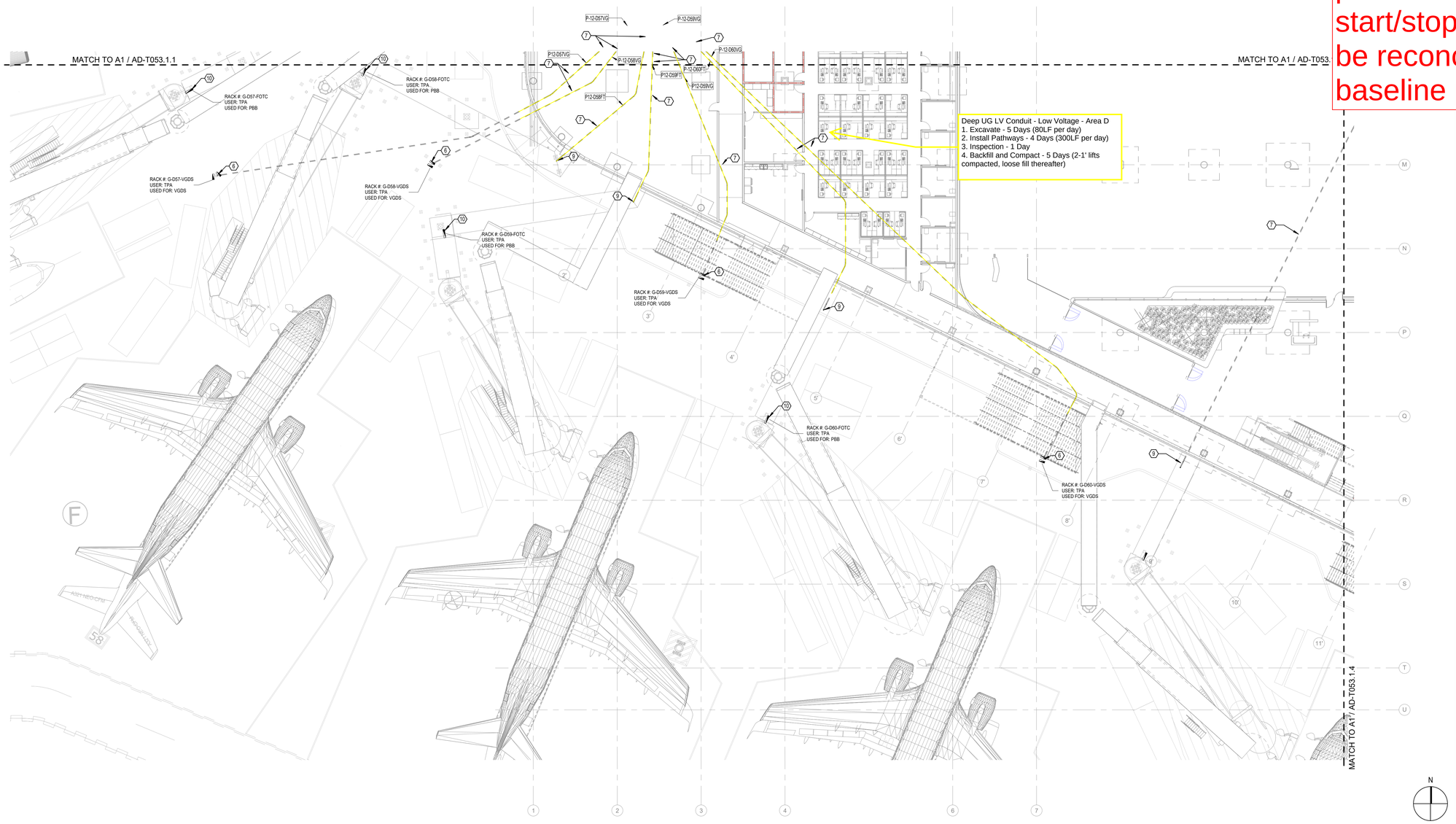

01-APRON - TECHNOLOGY - UNDERGROUND FIBER IDENTIFICATION - HCAA OVERALL - SECTOR 3

1/16" = 1'-0"

A1

HCAA Project No. 8500 23

Design-Builder

HENSEL PHELPS
Plan. Build. Manage.

Hensel Phelps
Southeast District Office
6557 Hazeltine National Dr.
Orlando, FL 33301

AA0002318

COA 15

State of Florida Seal

This item has been digitally signed and sealed by JOSEPH K. MOUSA on the date adjacent to the seal. Printed copies of this document are not considered signed and sealed and the signature must be verified on any electronic copies.

NOT FOR CONSTRUCTION

JOSEPH K. MOUSA:
License/Registration#: PE99156
To the best of the licensed professional's knowledge and belief, these plans conform to and satisfy the Florida Building Code, Eight Edition 2023, and local codes as applicable.

KEY PLAN - AIRSIDE D

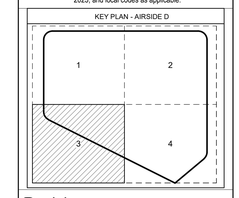

Revisions

REV	DATE	DESCRIPTION

Project No.:	68610
Drawn By:	GPM
Checked By:	SXB
Issue Date:	05/08/2025

Drawing Title:

LEVEL 1 - APRON PLAN - HCAA TELECOM ROOM - SECTOR 3

Drawing No.

AD-T053.1.3

Autodesk Docs://800-v23_TPA Airside D/TLC_TPA Airside D_Technology_R23.rvt
7/3/2025 7:09:22 PM

PROTECTED SECURITY INFORMATION

Low Voltage Underground - Prior to 90% Design Completion

Used to develop low voltage underground flow of work and start/stop points for inspections processes. Actual flow and start/stop point quantity to be reconciled during the baseline process.

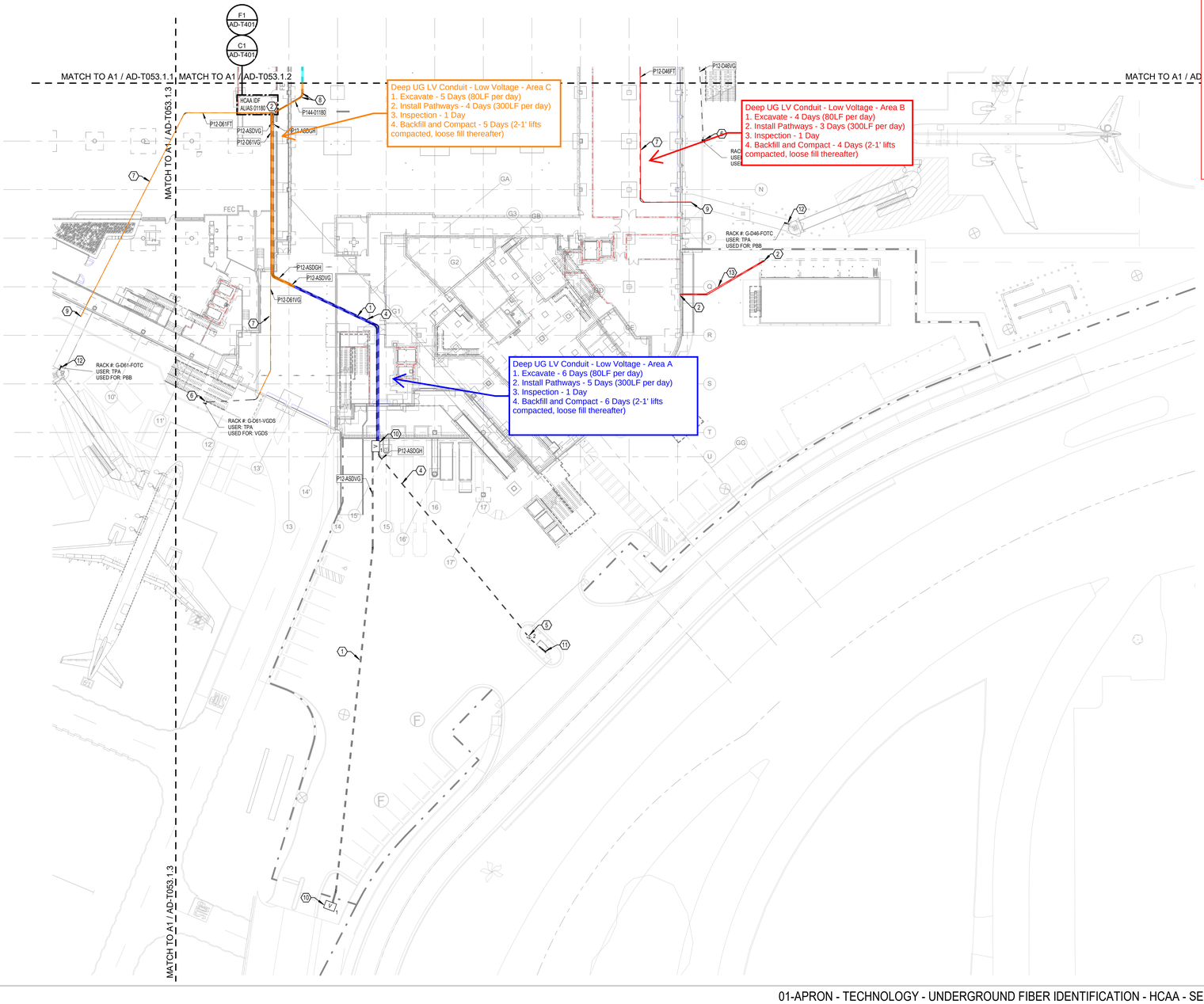

01-APRON - TECHNOLOGY - UNDERGROUND FIBER IDENTIFICATION - HCAA - SECTOR 4

A1

1" = 30'-0"

GENERAL NOTES:

1. ALL CONDUITS ARE SHOWN ON THIS SHEET AS REFERENCE ONLY. FOR CONDUIT SIZES AND QUANTITY REFER TO AD-T051

Tampa

HCAA Project No. 8500 23

Design-Builder

HENSEL PHELPS
Plan. Build. Manage.

Hensel Phelps
Southeast District Office

State of Florida Seal

This item has been digitally signed and sealed by JOSEPH K. MOUSA on the date adjacent to the seal. Printed copies of this document are not considered signed and sealed and the signature must be verified on any electronic copies.

NOT FOR CONSTRUCTION

JOSEPH K. MOUSA:
License/Registration#: PE99156
To the best of the licensed professional's knowledge and belief, these plans conform to and satisfy the Florida Building Code, Eight Edition 2023, and local codes as applicable.

KEY PLAN - AIRSIDE D

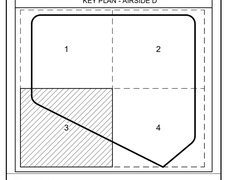

Revisions

REV	DATE	DESCRIPTION

Project No.:	68610
Drawn By:	GPM
Checked By:	SXB
Issue Date:	05/08/2025

Drawing Title:

LEVEL 1 - APRON PLAN - HCAA TELECOM ROOM - SECTOR 4

Drawing No.

AD-T053.1.4

Autodesk Docs://8500-v23_TPA Airside D/TLC_TPA Airside D_Technology_R23.rvt

7/3/2025 7:09:26 PM

Clarifications & Assumptions

The following clarifications and assumptions are provided to convey the basis of the estimate and GMP.

GENERAL INFORMATION

1) This GMP contains no costs associated with the Westside Checked Baggage Screening System Relocation (WCBSS) and Upgrades portion of the project as that project remains unfunded WCBSS costs will be included in future GMP submissions upon Owner Funding.
2) Any eligible remaining funds from the Part 1 Contract, the Enabling GMP and other subsequent GMPs may be transferred to other project GMPs, including the West Check Baggage GMP, to support the overall program budget. These transfers will be coordinated with Owner so that these accounting adjustments are controlled moves.
3) Pricing contained within this estimate does not include Buy American Act requirements
4) Pricing contained within this estimate does not include Project Labor Agreements (PLA).
5) The estimate makes no provisions for sole source specified items or products. All items are assumed to be openly specified to allow competitive subcontractor and supplier bidding.
6) Costs associated with LEED certification have been included. Any certification above Certified will be additional cost.
7) All costs for development fees, impact fees, and facilities charges are to be paid by HCAA. We have included Subcontractor work permits as required to complete the work.
8) All costs from the utility companies associated with electrical, water, and sewer services including permits, impact fees, connection fees, equipment charges, consumption charges, and other such costs for temporary and permanent electrical power and water usage consumption for the project including temporary office space are to be paid by Owner via direct invoice from the utility provider. The following exceptions to this provision are as follows:
    i) Existing Hensel Phelps trailer at the SE corner of Airside D.
    ii) The sewer discharge fee for disposal of contaminated water will be paid via the contaminated soil and water management allowance.
9) Data service for the Design-Builder, the subcontractors and the ITB contractors, including installation and consumption, will be via private service provider and all cost for this service will be paid by the respective end user.
10) The following allowances are included in the GMP, along with a brief description of the intent for their utilization. Hensel Phelps will make recommendations to HCAA to award subcontracts for the below allowances on either a GMP or lump sum basis. Allowance table below:

Allowance	Amount	Description
BCH Mechanical - Long Lead	$6,367,934	This design assist subcontractor total is considered an allowance pending confirmation of design evolution from the 60% to 90% ASD contract documents. No cost increases or decreases are known at this time. This allowance shall be utilized to purchase items deemed necessary by Hensel Phelps to support the overall project schedule. The allowance shall also be able to pay for the general conditions, general requirements, fees, delivery, unloading, and storage of such items should the schedule require.

Allowance	Amount	Description
APG - Long Lead	$10,926,361	This design assist subcontractor total is considered an allowance pending confirmation of design evolution from the 60% to 90% ASD contract documents. No cost increases or decreases are known at this time. This allowance shall be utilized to purchase items deemed necessary by Hensel Phelps to support the overall project schedule. The allowance shall also be able to pay for the general conditions, general requirements, fees, delivery, unloading, and storage of such items should the schedule require.
GMF - Long Lead	$15,463,536	This design assist subcontractor total is considered an allowance pending confirmation of design evolution from the 60% to 90% ASD contract documents. No cost increases or decreases are known at this time. This allowance shall be utilized to purchase items deemed necessary by Hensel Phelps to support the overall project schedule. The allowance shall also be able to pay for the general conditions, general requirements, fees, delivery, unloading, and storage of such items should the schedule require.
Exterior Mock-up Structure	$325,000	This allowance shall be utilized to incorporate the labor, materials, equipment, general conditions, general requirements, design and any other construction costs encountered for all furnishing and installation of the earthwork, concrete foundations, steel support structure, and other ancillary support scopes for the Airside D composite mock-up structure. The furnishing and installation of finish items being mocked up on this structure shall be purchased in the following supplements and are not included in this allowance.
Below Grade Waterproofing HCAA 60% Comment Review	$250,000	This allowance shall be utilized to incorporate the labor, materials, equipment, general conditions, general requirements, design and any other construction costs encountered for all design modifications implemented from HCAA's 60% design waterproofing comments.
100% Foundation Drawings	$1,000,000	This allowance shall be utilized to incorporate the labor, materials, equipment, general conditions, general requirements, design and any other construction costs encountered for all design modifications implemented from the 90% to 100% Foundation Design drawings. 3 months after board approval of this GMP, any unused funds from this allowance shall be returned to HCAA via change order.
Subcontractor Bonds	$952,850	This allowance shall be utilized to fund subcontractor bonds. This allowance shall be allocated to the subcontractor's GMP or lump sum subcontract and paid on an actual cost basis.

PROJECT SPECIFIC INFORMATION

1) The estimate is based on the construction schedule submitted at 60% design. Further schedule development will be necessary as the design progresses to 100%.

2) FM Global products included only as noted within this estimate.
3) It is our intent that most work that will take place behind temporary partitions or fencing and will be performed during normal business hours within the job site. Night work will be undertaken as necessary.
4) Hazardous material survey and/or abatement has not been included. Other than fuel contamination (see contaminated materials allowance), no monies have been budgeted for hazardous materials.
5) This GMP is based upon existing utility providers and systems (water, sewer, storm, gas, electrical, telecommunications, etc.) services being capable of supplying services and receiving discharges to the existing infrastructure.
6) This estimate assumes to discharge noncontaminated untreated groundwater from dewatering operations to the local storm drainage system. Collection, treatment, and/or off-site disposal of groundwater is not included. HCAA will be responsible for treatment credits available on existing stormwater management facilities and no cost is included for additional credits.
7) No monies have been included for the purchase of offsite NST water quality credits.
8) It is assumed that existing utility providers services are capable of supplying and receiving discharges to the existing infrastructure.
9) Sales taxes are included pursuant to the statutory rates required of Hillsborough County and the State of Florida.
10) General Liability Insurance wrap-up program has been included.
11) Although all Construction Administration (CA) services related to the ITB Scopes of Work fall under the responsibility of the Design Builder, Hensel Phelps will not be conducting reviews of submittals, substitutions, or any other aspects of the ITB Scopes of Work. Instead, these CA services will be provided by HP's Designer, HNTB and their subconsultants as part of this Part 2 Contract.
12) Additional Construction Administration (CA) services were included in this GMP to accommodate the review of long-lead item submittals and RFIs.
13) The full value of the builders risk policy through September 30, 2028 has been included with this submission. Builders risk policies must be procured for the full value at the start of construction. Final builders risk insurance costs will be actualized based on the final contract value.
14) As part of this submission, the Design Assist Subcontractors have provided quotations from various suppliers and subcontractors to substantiate costs within this GMP. These quotations contain terms and conditions, inclusions, exclusions, and various other items that are communication between the Design Assist Subcontractor and the vendor and this communication is strictly between those two firms. Hensel Phelps takes no position on language contained with this back-up as these items are for Design Assist Subcontractors to coordinate and manage. It is acknowledged that HCAA does not agree to these terms and conditions between design assist subcontractors and their suppliers and subcontractors.
15) Design Assist Subcontractors Mark-up and Fee percentages submitted are below. Only the subcontractors listed below will be GMP subcontracts (these subcontracts shall have the option to convert to lump sum upon agreement between Hensel Phelps and the Owner). All other subcontractors shall be awarded on a lump sum basis. Hensel Phelps has reviewed these rates and finds them to be fair and reasonable for trades within their respective industries.

Subcontractor	Prime Trade Fee	Lower Tier Fee
GMF Steel	15%	10%
Daifuku	16%	10%
BCH Mechanical	15%	10%
APG Electric	15%	10%
MC Dean	15%	10%

16) Any unused GMP funds that are not considered an allowance in the estimate summary will be transitioned to the Design-Builder's contingency.

17) The clarification included in the Part 2 Contract Hensel Phelps' Clarifications and Assumptions regarding weather days is hereby superseded by the language included in the Prime Contract terms and conditions.

DIVISION 1 – GENERAL REQUIREMENTS

1) Design Builder has incorporated Level Of Detail (LOD) associated with BIM Execution Plan submitted to Owner dated August 20, 2024.
2) Testing and inspections budgets were funded in the enabling GMP. Additional testing and inspections as a result of drawing reviews or consultant recommendations are not included.

DIVISION 2 – SITE CONSTRUCTION

1) Archaeological or similar monitoring of ground disturbing activities and/or other activities and any delays (or costs) attributable to such monitoring or discovery are not included and subject to the Part 2 claims process.
2) GMP anticipates the use of existing crushed concrete currently located at the lot north of the future office complex lot for construction of the craft parking area. Budget included in this GMP for spreading, compacting, and installation of this crushed concrete. Other opportunities for use of surplus crushed concrete will be implemented with Geotechnical Engineer guidance.

DIVISION 3 – CONCRETE

1) The concrete estimate does not include monies associated with the following design changes:
   a) Activation of the concessions lids for passenger access. Maintenance activation is included.

DIVISION 5 – METALS

1) Steel allowance budget included within Supplement A represent a mill order for beams, columns, and major structural shapes within the 60% design. This mill order is not representative of all of the steel necessary for the project (i.e. miscellaneous metals, ancillary support steel, etc.) and does not contain primary structural shapes necessary at the future Westside Checked Baggage Screening System project.

DIVISION 15 – MECHANICAL SYSTEMS

PLUMBING

1) Costs included are materials and labor associated with the 90% design documents to support below grade work necessary to allow for efficient scheduling and productivity of the concrete subcontractor.

HVAC

1) Costs included are materials and labor associated with the 90% design documents to support below grade work necessary to allow for efficient scheduling and productivity of the concrete subcontractor.

DIVISION 16 – ELECTRICAL SYSTEMS

ELECTRICAL

1) Costs included are materials and labor associated with the 90% design documents to support below grade work necessary to allow for efficient scheduling and productivity of the concrete subcontractor.

LOW VOLTAGE SYSTEMS

1) Costs included are materials and labor associated with the 90% design documents to support below grade work necessary to allow for efficient scheduling and productivity of the concrete subcontractor.

Flood & Peterson

Builder's Risk Proposal

HENSEL PHELPS
Plan. Build. Manage.

Kelly Urwiller, *Senior Account Manager*
Ryan Hybarger, *Risk Consultant*

Project Name:
Tampa International Airport - New Airside D

Proposal Date: June 6, 2025

Flood and Peterson 4687 W. 18th Street, Greeley, CO 80634

Project			
Project Name	Tampa International Airport - New Airside D	**Bid Date**	AWARDED
Project Location	4100 George Bean Pkwy Tampa, FL 33607	**Quote Date:** (Valid for 60 days)	June 6, 2025
Contract Duration	August 15, 2025 - Sep 30, 2028	**Contract Value**	$1,110,266,048
Requested By	Greg Cobb	**Quoted By**	Ryan Hybarger
Project Description	Construction of a new airside consisting of 16 gates, baggage screening, airline offices, international arrivals and CBP scrreening.		

Builder's Risk

Carrier: Zurich American Insurance Company — *A.M. Best Rating: A+ XV*

	Rating Base (Total Project Value)	ANNUAL Rate		Construction Term 8/15/2025	Construction Term 9/30/2028	Premium
All Other Perils	$1,110,266,048	Blended	/$100	3.1290	Years	$2,910,254
Terrorism		Blended	/$100	3.1290	Years	$58,717
Soft Costs	$ 10,000,000	Blended	/$100	3.1290	Years	$114,776
OFCI / FF&E			/$100	3.1290	Years	$0
Earthquake			/$100	3.1290	Years	$0
Flood	$ 1,110,266,048	0.0127	/$100	3.1290	Years	$441,134
Named Storm *(June 1 - Nov 30 Only)*		MONTHLY Rate				
	$ 1,110,266,048	0.0320	/$100	19.5	Months	$6,923,730
					Estimated Builder's Risk Premium	**$10,448,611**
					Florida Surcharges (1%)	**$100,446**
					Surplus Lines Tax	**$12,826**
					Risk Engineering Fee	**$30,000**
					Total Estimated Primary Builder's Risk Premium*	**$10,591,883**

** Excess CAT coverage is not included in this premium. Options are shown on next page.*

Total Project Value	
Complete Project Cost (Materials, Labor, General Conditions, Mgmt Fees, Profit & Overhead)	$1,110,266,048
Value of Other Property Owned by Others, not included above (OFCI/FF&E)	$0
Temporary Works, not included above	$0
Design Fees	$0
Total Estimated Project Value	**$1,110,266,048**

Catastrophic Limits of Liability		
Annual Aggregate Limits (included in, and not in addition to, the limit of liability.)	Cost of Making Good/LEG 3	$500,000,000
	Earthquake	$500,000,000
	Flood	$50,000,000
	Named Storm	$50,000,000

Deductibles				
(Deductibles apply per OCCURRENCE) (When % is entered, the % is applied against the total insured values at risk at the time and place of loss subject to the dollar minimum.)	Physical Damage - All Other Perils *(except as noted below)*			$50,000
	Cost of Making Good - LEG3			$250,000
	Delay in Completion			10 Days (AOP)/30 Days (CAT)
	Earthquake		%	$250,000
	Flood	2.5	%	$250,000 minimum
	Named Storm	5	%	$250,000 minimum

Project Name	Tampa International Airport - New Airside D	Proposal Date	April 2, 2025

Builder's Risk - Excess Catastrophic Coverage

Carrier: Old Republic — *A.M. Best Rating: A+XV*

	Excess Limit	Annual Rate		Construction Term		Premium
				8/15/2025	9/30/2028	
Earthquake	N/A					
Flood	$50,000,000	Fixed	/$1,000,000	**3.13**	Years	$883,000
Named Storm	$50,000,000	Fixed	/$1,000,000	**3.13**	Years	Included
				Fees	Flat	$4,400
				Taxes	5.00%	$44,374
$50M x $50M Primary Excess Flood and Named Storm Premium						**$931,774**

Carrier: TRU/Lloyd's of London — *A.M. Best Rating: A+XV*

	Excess Limit	Annual Rate		Construction Term		Premium
				8/15/2025	9/30/2028	
Earthquake	N/A					
Flood	$100,000,000	Fixed	/$1,000,000	**3.13**	Years	$2,075,000
Named Storm	$100,000,000	Fixed	/$1,000,000	**3.13**	Years	Included
				Fees	Flat	$11,750
				Taxes	5.00%	$104,342
$100M x $100M Excess Flood and Named Storm Premium*						**$2,191,092**

**** Note - TRU's premium reflects an initial 3-year term to 4/15/28, plus an estimated extension through 9/30/28***

Total Excess Flood and Named Storm Premium	**$3,122,866**

Zurich Underlying Flood and Named Storm Sublimits	$50,000,000
Total Estimated Excess Flood and Named Storm Limits	$150,000,000
Grand Total Flood and Named Storm Limits	**$200,000,000**

Subjectives	Coverage outlined in this proposal is subject to current insurance market conditions and capacity when construction starts and the terms and conditions set forth in the policy. Specimen policy available upon request for specific terms, conditions, and exclusions.

Builders Risk Total - $10,591,883
Excess Lines Flood & Named Storm - $3,122,866

Grand Total - $13,714,749

Less Enabling Funding - $1,181,287

Policy Delta - $12,533,462

Project Name	Tampa International Airport - New Airside D	Proposal Date	June 6, 2025

Comments	Subject to terms and conditions of Hensel Phelps' Master Builder's Risk Policy

Builder's Risk Sublimits for Extensions of Coverage (Per Occurrence) (Included in, and not in addition to, the Policy Limit of Liability)	Delay in Completion	$10,000,000
	Note: The period of indemnity for Delay in Completion is 365 days	
	Temporary Offsite Locations	$20,000,000
	Property in Transit	$20,000,000
	Claim Preparation Expense	$500,000
	Construction Documentation and Records	$2,500,000
	Construction Trailers	$250,000
	Contract Penalties	$1,000,000
	Contractor Expenses (Expediting and Extra Expense)	$20,000,000
	Owner's Extra Expense	$1,000,000
	Crane Re-Erection Expense	$250,000
	Damage to Existing Real Property (Limited)	$5,000,000
	Debris Removal	$25,000,000
	Design Professional Fees	$2,500,000
	Emergency Property Protection Expense (Annual Aggregate)	$1,000,000
	Fire Protective Equipment Refills	$1,000,000
	Fungus, Mold or Mildew	Included
	Off Premises Service Interruption - Direct Damage	$2,500,000
	Ordinance or Law - Demolition & Increased Construction Cost	$25,000,000
	Ordinance or Law - Undamaged Portion of Insured Project	Included
	Pollutant Clean-Up and Decontamination - Policy Aggregate	$1,000,000
	Prevention of Access - Ingress or Egress	$500,000
	Protection of Service Charges	$1,000,000
	Reward Payments	$500,000
	Spare Construction Materials	$1,000,000
	Terrorism (Not Applicable if coverage on DIC basis)	Included

Project Name	Tampa International Airport - New Airside D	Proposal Date	June 6, 2025

Key Terms and Conditions	"Earthquake" means land movement due to seismic activity from an earthquake, including shocks and tremors and resulting Tsunami. "Earthquake" does not mean Fire, Explosion or Theft resulting from "earthquake".
	"Flood" means a general and temporary condition of partial or complete inundation of normally dry land areas or dewatered areas from: The overflow, or the expansion beyond normal boundaries of inland or tidal waters, including natural or manmade lakes, reservoirs, ponds, brooks, rivers, streams, harbors, oceans or any other body of water or watercourse; Waves, tides or storm surge; the spray from the aforementioned items whether driven by wind or not; or mudslides or mudflows caused by the accumulation of water on or under the ground. Flood does not mean fire, explosion or theft resulting from flood.
	"Named Storm" means a specific storm system that has been named by the U.S. National Oceanic and Atmospheric Administration, the National Weather Service, the National Hurricane Center or the Central Pacific Hurricane Center. "Named Storm" does not mean "flood" related to or resulting from a "named storm". Named Storm rate is monthly rate based upon number of months project is exposed during peak hurricane season each year, which is June 1 to November 30.
	Total project value means the completed cost of the "insured project", including: Materials and labor costs for the "insured project", "general conditions expense", construction management fees and contractor's profit and overhead; Property not included in Paragraph a. above that is part of the "insured project" and owned by others for which the Insured has assumed responsibility; plus"Temporary works" not included in Paragraph a. above.
	Cost of Correcting or Making Good are costs or expense that would have been incurred to rectify any of the following had such condition been rectified immediately prior to the loss or damage: (1) Errors or omissions in, or faulty, defective or deficient designs, plans or specifications; or (2) Faulty, inadequate or defective workmanship or construction or supplies or materials used. But if direct physical physical by a "covered cause of loss" results from one of these excluded causes of loss, the Company will pay for that resulting loss or damage to Covered Property, including the damaged Covered Property that was faulty or defective, caused by that "covered cause of loss". However, in no event will the Company pay the costs or expense to improve or redesign the original materials, supplies, designs, plans or specifications or improve workmanship.
	Agreed waiver of subrogation against all parties where the insured has agreed in writing prior to a loss.
	The owner, general contractor, and subcontractors of every tier as respects their part of the project work, are Additional Named Insureds.
	No time limitation as respects Testing and Commissioning.
	Repair or replacement valuation for construction work.
	Form: Zurich manuscript Builder's Risk Form U-MBR-0100-A-CW (01/15) Declarations / General Conditions / Coverage Form
	Coverage ends at the earlier of the following: a. The first Named Insured's interest in the "insured project" ceases; b. The Policy expires, is non-renewed or is cancelled; c. The final acceptance of the "insured project" by the owner; or d. The completion date for that "insured project" specified in the applicable "reporting form". (Partial Occupancy Allowed - Not Excluded.)
	No coinsurance.
	Policy is subject to audit. Additional premium will be charged based on the term rate against any increase in value and/or duration between the estimated project value and duration and the final project value and duration.

SECTION 01020 - OWNER'S ALLOWANCES

PART 1 - GENERAL

1.01 DESCRIPTION OF REQUIREMENTS

A. Owner's allowances in the amounts indicated and as described below have been established for certain types of work. The Design-Builder will perform such Work only upon receipt of written work orders from the Owner. For this purpose, a Work Order will have the same meaning for requirements pertaining to submittals, approvals, etc., as modified, except the Work Order is only signed by the Owner.

B. If the Work Order directs that the allowance work be performed, the provisions of this Part 2 Contract, as modified, will govern the conduct and payment for this Work.

C. Definitions and Explanations: All Work, including any allowance work if authorized, shall be performed in full compliance with the requirements of the Contract. All allowance work, if and when authorized, shall be performed by the Design-Builder in accordance with the Work Order.

1. The Design-Builder shall coordinate allowance Work with related Work to ensure that each selection is completely integrated and interfaced with related Work, and shall include all aspects of work to fully integrate the work with all other Work and Related Work.

D. Work Order Data: Where applicable, include in each Work Order proposal the quantities of products being purchased, units requested, and labor hours, and furnish data to substantiate quantities. Indicate applicable taxes, delivery charges, and amounts of applicable trade discounts. Refer to this Part 2 Contract, Article 8, Changes in the Work for supporting documentation requirements.

E. Upon issuance of a Work Order, the Work Order funds will be tracked separately by Work Order number. If multiple subcontractors are employed for the Work Order, each Subcontractor's Pay Application will include a separate line with the Work Order number. Once work is complete on the Work Order, the Design-Builder must reconcile the Work Order no later than 30 days following completion of the work associated with the Work Order, as follows:

1. Provide Owner Project Management with a package containing cost support documents totaling the Cost of the Work Order.

2. Calculate mark-ups and fee using the same formula/calculations used to create the original Work Order budget.

3. Any unused Work Order funds will be returned to the Owner's Allowance budget via a negative Work Order.

The Contractor will forfeit their fee on the Work Order for any Work Orders that have not been reconciled within 30 days of the completion of the work associated with the Work Order, unless an extension is granted during the 30-day period in writing by the Owner, following the process above.

PART 2 - PRODUCTS

Not used.

PART 3 - EXECUTION

3.01 SCHEDULE OF OWNER'S ALLOWANCES

A. These allowances will cover the total cost of all Work authorized under a Work Order, including but not limited to design, cost of materials and equipment delivered and unloaded at the Project site, and all applicable taxes, permits, fees, labor, installation costs, and integration. The Design-Builder's fee for the work associated with the Work Order will be included in the Work Order amount.

B. Should the aggregate of charges for all approved Work Orders issued by the Owner under the allowances be less than the amount of the allowance, the Final GMP Contract Sum will be decreased by the amount of the difference. No Work will be performed that would cause total charges under the allowances to exceed the authorized allowance amount. The authorized allowance amount may be increased by Change Order. Should the aggregate charge for an approved Work Order issued by the Owner under the Allowance be less than the amount of the Work Order, the Owner may issue another Work Order in a negative amount to reconcile the Work Order. Such reconciliation Work Orders do not require executive management approval.

C. The following allowance amounts will be included in the Guaranteed Maximum Price Proposal:

OWNER'S ALLOWANCE: Allow an amount of $2,014,839 of the GMP Contract Sum for:

1. **Utilities**: Repair, modify, removal, or replacement of existing utilities (sanitary, storm sewer, potable water, fire protection, mechanical systems, electrical systems, communications systems, security systems, etc.) when found to be deteriorated, damaged, or deficient.

2. **Structural Elements**: Repair, modify, removal, or replacement of existing structural elements when found to be deteriorated, damaged, or deficient.

3. **Airport Tenants & Entities**: Relocation and adjustments of Work required to accommodate airport tenants' space (airlines, rental car companies, concessions, FAA, TSA, etc.) and other common areas. Include all disciplines: civil, architectural, structural, mechanical, plumbing, electrical, communications, fire protection, security, etc.

4. **Coordination with Other Projects**: Resolution between proposed work and the work of tenants and other contracts. Include all disciplines: civil, architectural, structural, mechanical, plumbing, electrical, communications, fire protection, shuttle systems, etc.

5. **Signage:** Additional Owner requested wayfinding, roadway, airfield, and dynamic signage that is not included in the Design-Builder's scope.

6. **Protection and MOT:** Additional Owner requested building or roadway protection and MOT that is not included in the Design-Builder's scope.

7. **Common Spaces Adjacent to Work**: Additional improvements related to common areas.

8. **HCAA Departments**: Work associated with other HCAA Departments (Parking, Maintenance, Operations, etc.) that is required but the scope of work is outside of the Design-Builder's scope of work.

9. **Unforeseen Conditions**: Any work that is required to address unforeseen conditions that is outside of the GMP scope of Work. The determination of "outside the scope of Work" would be at the absolute and sole discretion of the Owner.

10. **Airfield Improvements**: Additional Owner requested airfield improvements necessary for Airside D construction.

11. **Owner Trailer**: Additional Owner requested improvements to the Owner's Construction trailer.

12. Any Work not shown in the Contract Documents, but which is necessary to complete the Project, with the approval of Executive Management.

13. Any additional work associated with coordinating this Project with Alstom and ITB projects 1 - Apron, Site and Hydrant Fueling, 2 - Passenger Boarding Bridges, and 3 - Guideway.

14. Owner's Allowance may be used for costs for any after-imposed Federal tax or tariff, provided Design-Builder warrants in writing that no amount for such newly imposed Federal tax or tariff was included in the GMP Sum as a contingency or otherwise.

D. Contract Time will not be extended as a result of the issuance of any Work Order under this Section 01020 – OWNER'S ALLOWANCES.

E. The GMP Contract Sum will not be adjusted for any costs of acceleration resulting from the issuance of Work Orders under this Section 01020 – OWNER'S ALLOWANCES. In addition, the Contract Sum will not be adjusted for any costs of acceleration of the whole

work resulting from the issuance of Work Orders under this Section 01020 – OWNER'S ALLOWANCES.

END OF SECTION