

Tampa is voted as Third Best (U.S.) Airport

The annual Condé Nast Traveler Business Travel Awards were just released in the October 2010 issue of the publication.

Tampa International Airport was voted the best domestic airport coming in at third place behind #1 Portland and #2 Washington D.C. (Reagan). Following TPA is Orlando, San Diego, Las Vegas, Pittsburgh, Seattle, Salt Lake City and Detroit.








Tampa's best scores were in the categories of comfort/design (higher than the #2 airport) and location/access. Additionally, The View at CK's was recognized as a Favorite Airport Dining (Stateside) spot by business travelers.

Methodology – two independent firms asked Condé Nast Traveler readers identified as business travelers to rate hotel chains, airports and airlines as excellent, very good, fair or poor, on a variety of criteria. More than 25,900 surveys were completed, returned and tabulated.

Top Airports

Airport amenities, security—and even baggage claim—vary wildly at the world's gateways, but one message is loud and clear in this year's poll: Singapore's Changi trumps the rest when it comes to efficiency and comfort for international airports.

Domestic Airports

| |  |  |  |  |  |  |  |
|----------------------------------|---|---|---|---|---|---|---|
| Portland, Oregon | 49.8 | 55.3 | 50.3 | 38.9 | 48.4 | 54.7 | 51.3 |
| Washington, D.C. (Reagan) | 44.7 | 72.0 | 43.4 | 32.0 | 33.3 | 39.9 | 47.6 |
| Tampa | 42.1 | 47.8 | 45.5 | 35.2 | 35.7 | 50.0 | 38.3 |
| Orlando | 42.0 | 48.7 | 40.2 | 34.5 | 45.3 | 45.9 | 37.7 |
| San Diego | 40.7 | 68.8 | 39.1 | 37.6 | 24.8 | 34.5 | 39.3 |
| Las Vegas (McCarran) | 40.4 | 66.0 | 40.2 | 31.3 | 35.3 | 33.0 | 36.6 |
| Pittsburgh | 39.2 | 35.4 | 34.2 | 27.6 | 53.1 | 45.6 | 39.5 |
| Seattle-Tacoma | 39.0 | 41.0 | 37.9 | 28.1 | 46.2 | 39.9 | 41.1 |
| Salt Lake City | 38.8 | 51.3 | 46.3 | 34.2 | 25.3 | 37.3 | 38.4 |
| Detroit (Metropolitan) | 38.7 | 37.1 | 42.4 | 28.3 | 38.2 | 46.4 | 40.0 |

Key (left to right)

Overall Score

Location/Access

Ease of Connections

Customs/Baggage

Food/Shops/Amenities

Comfort/Design

Perceived Safety/Security